

I Fold: Solution walk-through


Malaika Handa

(Just a reminder that if you're stuck, you don't have to give up and look at the solution! You can message me and I'll give you a hint!)

Solution on the next page-- keep scrolling!


Step 1: Cut and fold the puzzle into the shape of a fortune teller

This is a pretty common shape to fold paper into, so hopefully it jumped out to you when you saw the triangles. There's instructions on [how to fold one here](#), but basically you fold the corners in, flip, and fold the corners in again.




Step 2: Circle the colors

With the fortune teller laid flat, circle / mark / cross out the colors



Step 3: Identify what the leftover letters spell

To see what the letters spell, you need to hold the fortune teller as though you are using it.

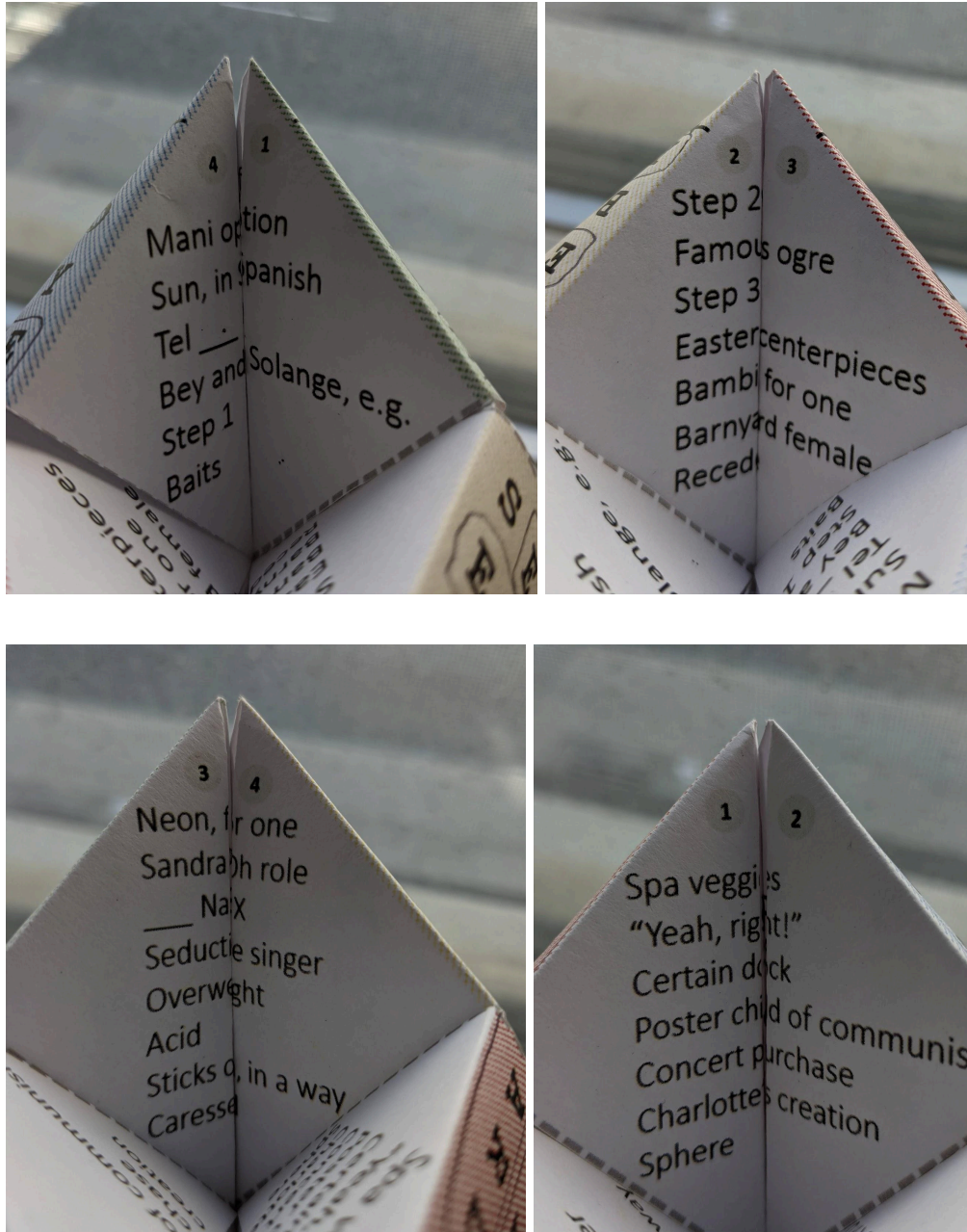


The leftover letters spell TINYURLDOTCOMSLASHYBSQKWS, indicating you should go to tinyurl.com/ybsqkws

Step 4: Solve the crossword

When you follow that link, it takes you to a crossword grid with no clues. At this point you could “cheat” and just reveal the puzzle.... But that’s no fun :(

Luckily, you have the clues in the inner section of the fortune teller!



The clues aren't labeled or numbered, but they are in order. You can tell which side is Across / Down by counting (there are thirteen across clues and fifteen down clues). This puzzle also follows the convention that the “theme answers” are the long acrosses, so that should also help.

Here's the completed grid, with the clues:

1	G	E	L				4	S	O	L	6
7	A	V	I	V			9	S	I	B	S
10	S	E	L	E	C	T	R	E	D		
					12	L	U	R	E	S	
		13	P	I	C	K	O	N	E		
		15	S	H	R	E	K				
16	C	H	O	O	S	E	T	W	O		
20	H	A	M	S			21	D	E	E	R
22	E	W	E				23	E	B	B	

Summary Words Fill Clues Lookup Rebus

0 unclued words.

Words

Across

1. GEL Mani option

4. SOL Sun, in Spanish

7. AVIV Tel ____

9. SIBS Bey and Solange, e.g.

10. **selectred** Step 1

12. LURES Baits

13. **PICKONE** Step 2

15. SHREK Famous ogre

16. **choosetwo** Step 3

20. HAMS Easter centerpieces

21. DEER Bambi, for one

22. EWE Barnyard female

23. EBB Recede

Down

1. GAS Neon, for one

2. EVE Sandra Oh role

3. LIL ____ Nas X

4. SIREN Seductive singer

5. OBESE Overweight

6. LSD Acid

8. VELCROS Sticks on, in a way

9. STROKED Caressed

11. CUKES Spa veggies

13. PSHAW "Yeah, right!"

14. IHOME Certain dock

16. CHE Poster child for communism?

17. TEE Concert purchase

18. WEB Charlotte's creation

19. ORB Sphere

Step 5: Use the fortune teller

The crossword puzzle gives you three steps: Select red, pick one, and choose two. These correspond to the steps used to "tell someone's fortune." First you pick a color, then you open and close it to spell out R-E-D. Then you pick one, and open and close once, and finally you pick two, and look at the "fortune" there, which is eROT16

Use the arrows to figure out which way to open the fortune teller first. (You want the red to move away from the blue, and the yellow to move away from the green.) If you open the wrong way first, you'll end up looking at the wrong fortune (dROT11).



Step 6: Translate the answer

The fortune indicates that you need to use a rotation cipher. In this case you are rotating by sixteen. Some cipher websites ask you to specify encrypt / decrypt-- the “e” clues that you should select encrypt.

But what are you supposed to translate?? There’s no clue here unfortunately, but I’m hoping you worked out that you should use the code from the tinyurl link! If you translate ybsqkws, then you end up with the answer: ORIGAMI

Credit

I want to make sure I’m crediting everyone who inspired this puzzle!

- Erik Agard’s “Clip Show” is where I took the idea of using a short link to reveal the next step of the puzzle.
- Evan Birnholz’s magical “5x5” was also a huge inspiration. I liked the idea of having a grid that is one location and clues in a different location.
- My friend Zach pointed out to me that you can get the colored squares to line up in different ways (Steps 2 and 3). He suggested drawing a maze that could be solved in two different ways based on how the fortune teller is folded, but I went the easier word search route.
- My friend Lucas had the idea to actually use the fortune teller (Step 5) in order to get the answer. (In this case, it gives the cipher that allows you to translate the final answer.)