

Name: _____

Date: _____



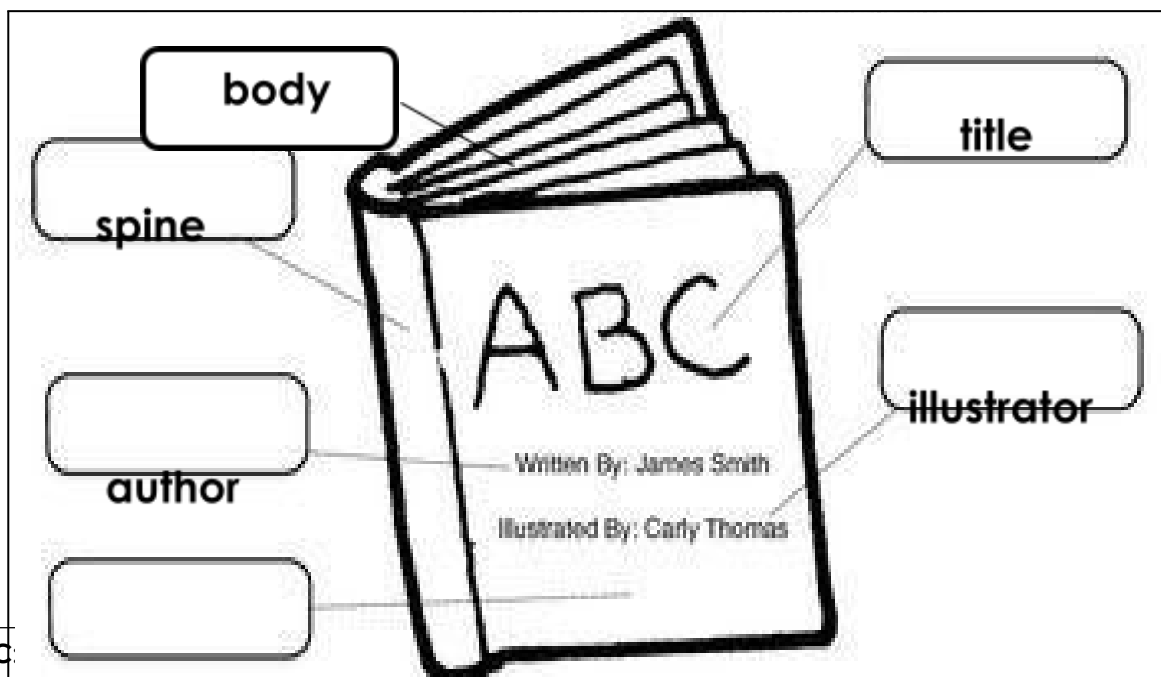
Recognize Parts of a Book

A book has different parts. It is important to know the different parts so you can use the book properly.

The **cover** is the outside part that protects the book. It has a front and back side. It also has the title, author, and illustrator on it.

The **title** is the name of the book. The **author** is the person who wrote the book and the **illustrator** is the one who drew the pictures in the book.

The **spine** is the middle part that holds the pages together. It is the part that you see when the book is in a shelf. The **body** contains the many pages inside the book.

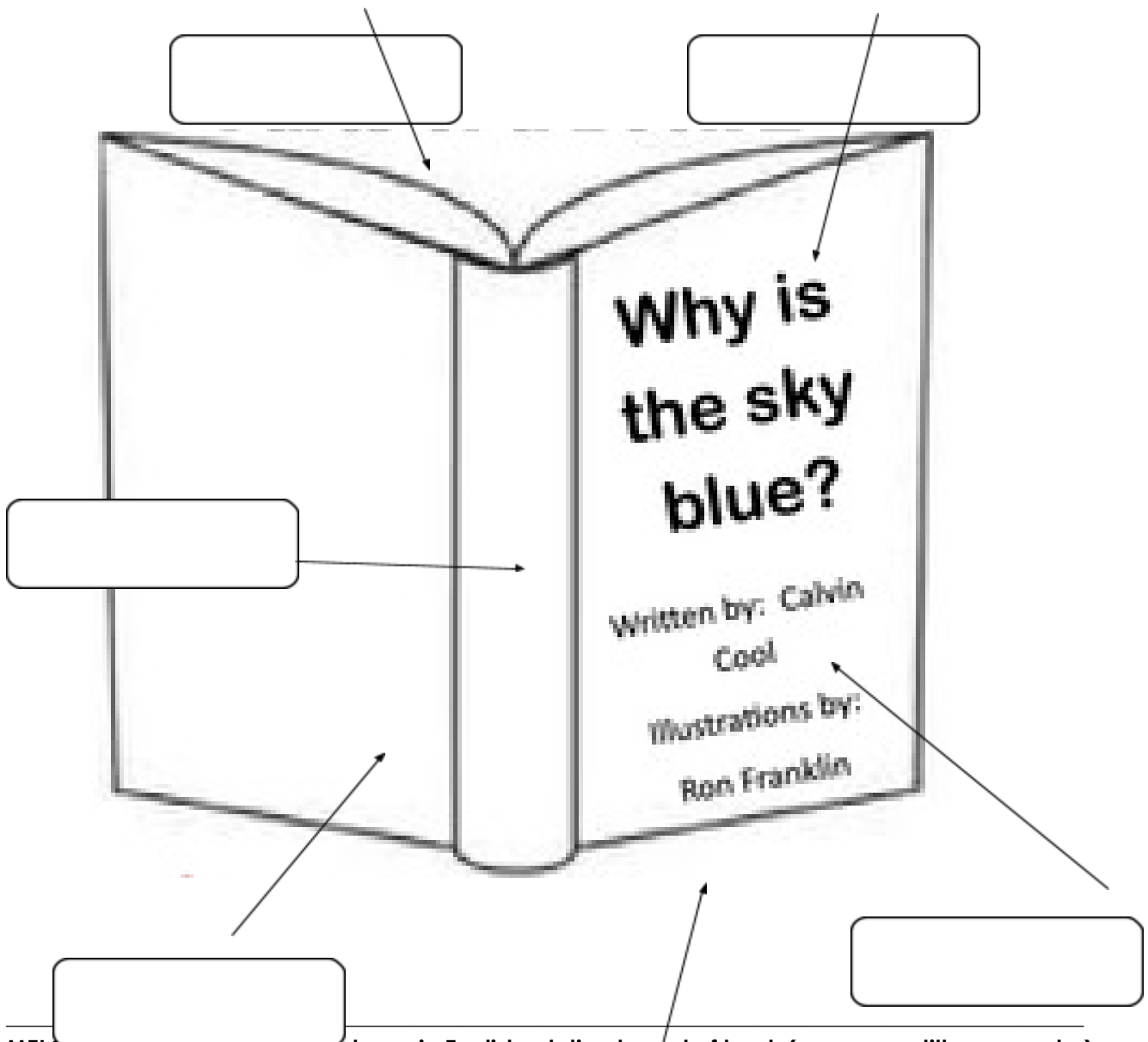


cover



Directions: Choose from the word bank to label the different parts of a book. Write your answer on the box.

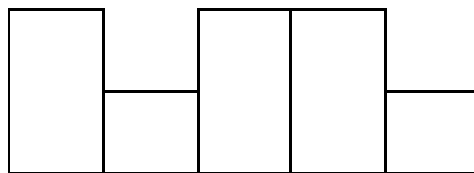
title	cover	author
spine	body	illustrator



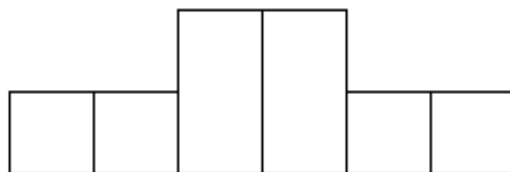


Directions: Solve the mystery word to identify the parts of a book being described in each number.

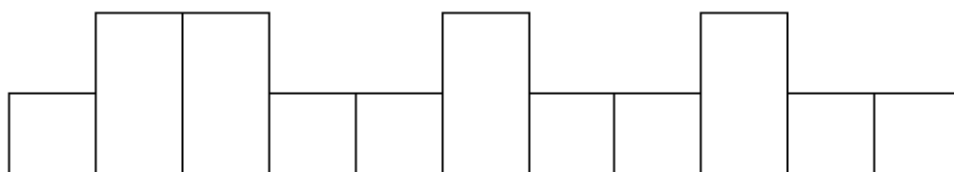
1. It tells the _____ name of the book.



2. It tells the name of the person who wrote the book.



3. It tells the name of the person who drew the pictures in the book.




4. It is the outside part that protects the book from harm.

--	--	--	--	--

5. It is the part that holds the book together.



Directions: Study the cover of the books below. Write the details being asked.

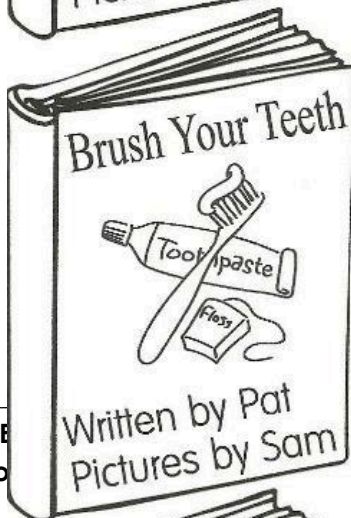


1.

Title: _____

Author: _____

Illustrator: _____



2.

Title: _____

Author: _____

Illustrator: _____

3

Title: _____

Author: _____

Illustrator: _____

References:

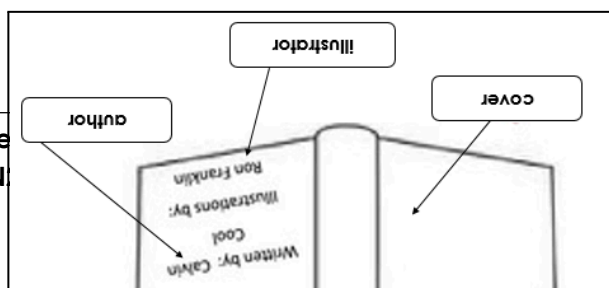
Burch, Millie (June 21, 2012). Parts of a Book. Slideshare. Accessed Nov. 14, 2020 from https://www.slideshare.net/millieburch/parts-of-a-book-power-point-for-students?next_slideshow=1

Parts of a Book. Pinterest. Accessed Nov. 15, 2020 from <https://www.pinterest.ph/pin/351912448782734/>

Parts of a Book. Pinterest. Accessed Nov. 15, 2020 from <https://images.app.goo.gl/KCJBPUozQ6HcMMKx5>



MELC: Recognize the book orientation (EN



ok (e.g. cover, title page, etc.)
p, SDO-CID

Take Off:

- title
- author
- illustrator
- cover
- spine

Fly High:

- Title: Apple Juice
Author: Tom
Illustrator: Kate
- Title: Brush Your Teeth
Author: Pat
Illustrator: Sam
- 3. Title: My Sister
Author: Mom
Illustrator: Dad