

# Rewards

## Cloud Stairway

Generates gifts every 24 hours, 10 times in total. For the quests.



## Tree of Knowledge




Care for it and collect gifts an unlimited amount of times, like a scarlet flower.





























## Adventurer Coin rewards

50 Coins	10x 	75 Coins	1x 
100 Coins	1x 	125 Coins	1x 
150 Coins	1x 		

# Quests

Name	Tasks	Icon
<b>Giant's gift</b>  COINS 500 XP 500 Emerald Mixture 1	<i>Read the mail about the update</i>	
	<i>Place the Magic Bean on your land</i>	
	<i>Use Giant's Fertilizer on the Magic Bean</i>	

<b>A really big task</b>  XP 500 COINS 500 ENERGY 25	<i>Travel to Giants' Mountain</i>	
	<i>Gather Emerald Dust</i>	
	<i>Open the gate</i>	
<b>Expert opinion</b>  XP 500 COINS 500 Candle 7	<i>Ask the Experts if they can help</i>	
	<i>Get some Giant's Energy</i>	
	<i>Talk to the chief Expert</i>	
<b>First bean</b>  XP 1000 COINS 1000 Feather 7	<i>Make a Giant's Amulet</i>	
	<i>Get rid of the Pests</i>	
	<i>Plant the Magic Bean in the Unusual Garden Bed</i>	
<b>Unusual plants</b>  XP 1000 COINS 1000 Rainbow 5	<i>Talk to Doctor of Botany</i>	
	<i>Convince the Agri Dwarves to help you</i>	
	<i>Grow the unusual plants</i>	
<b>Magic aid</b>  XP 1500 COINS 1500 Ring 10	<i>Charge the Enchanted Lantern</i>	
	<i>Illuminate the unique plants with the Enchanted Lantern</i>	
	<i>Harvest the unique plants</i>	
<b>Unique plants</b>  XP 1500 COINS 1500 Boots 10	<i>Give the unique plants to Doctor of Botany</i>	

	<i>Plant the Magic Bean in the Unusual Garden Bed</i>	
	<i>Talk to Chisello</i>	
<b>Helpful birds</b>  XP 1500 COINS 1500 Gold bar 7	<i>Make Bird Feed in the Bird Workshop</i>	
	<i>Catch the Shrewd Birds</i>	
	<i>Make Careful Brushes in the Bird Workshop</i>	
<b>Giant's portrait</b>  XP 2000 COINS 2000 Dragontooth 7	<i>Finish the Painting Fragments with Careful Brushes</i>	
	<i>Put the portrait together (click on Chisello to check the result)</i>	
	<i>Plant the Magic Bean in the Unusual Garden Bed</i>	
<b>A welcome reward</b>  XP 2500 Coin of Autumn 1 Amber Mixture 1	<i>Travel to the Country of Giants</i>	
	<i>Take the Cloud Stairway</i>	

### Country of Giants






This is an extra land that opens after completing the quests. Get there by climbing the Beanstalk 😊

You'll find the Adventurer Coin tasks there. Complete them to get the Giant's Fertilizer for the second reward, Magic Bean.







Adventurer Coin

Help the Lost Dwarves find their way	
Make Candy for Giants	
Thread the needle	
Find the Giant's Gifts	
Read the Big Facts	
Harvest the Fruit Trees	
Place Signs next to the Beautiful Flowers	
Remove the Sharp Bushes	
Remove all Sharp Trees	
Remove all Sharp Stones	

Items

Name	Description	Icon
Emerald Dust	<i>Needed to complete tasks in the land. Obtained from Emerald Rocks.</i>	
Giant's Energy	<i>Needed to complete tasks in the land. Obtained by removing Giant's Grass.</i>	
Giant's Amulet	<i>Needed to complete tasks. Made in Jack's Workshop from Emerald Dust and Giant's Energy.</i>	



Magic Bean	<i>Plant it and grow the Giant Beanstalk to send Mila back to the Country of Giants. Obtained by completing tasks in the land.</i>	
Rare Wheat	<i>Bring it to Doctor of Botany to get a Magic Bean. Grown in the Unusual Garden Bed.</i>	
Rare Corn	<i>Bring it to Doctor of Botany to get a Magic Bean. Grown in the Unusual Garden Bed.</i>	
Rare Flax	<i>Bring it to Doctor of Botany to get a Magic Bean. Grown in the Unusual Garden Bed.</i>	
Bird feed	<i>Needed to catch the Shrewd Birds. Made in the Bird Workshop from Giant's Amulets and Wheat.</i>	
Careful Brush	<i>Needed to finish Chisello's Painting Fragments. Made in the Bird Workshop.</i>	
Giant's Fertilizer	<i>Needed to upgrade the Magic Bean received in the mail. Obtained by completing extra tasks on Giants' Mountain.</i>	