

2019 OSU Fan Survey by @okc_dave

Thank you for taking the time to complete the 12th annual survey. **1,511** of you submitted a response. I appreciate everyone who took the time as well as all of the media outlets who promoted it.

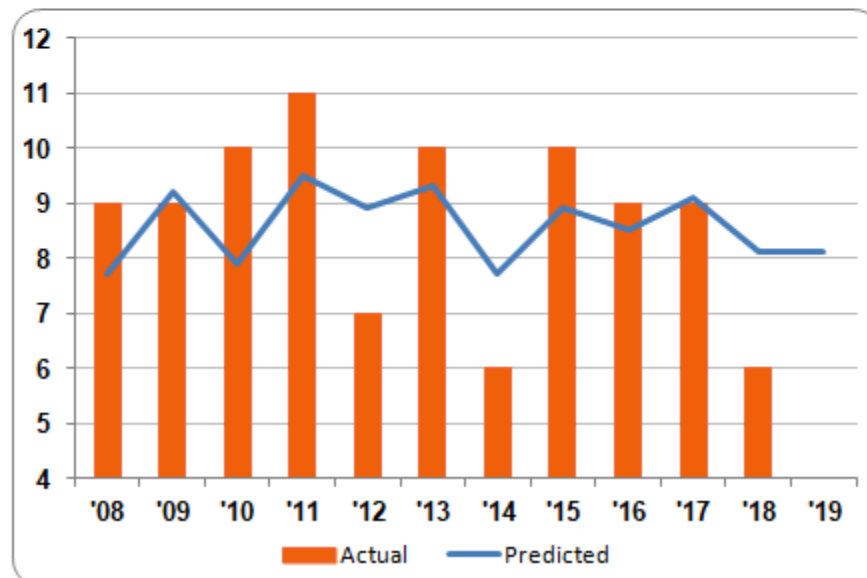
[@okc_dave](#)

If there is any theme to be found in the survey this year, I think it is small signs of erosion in support for Gundy. I don't want to make too much of it - Gundy is still very popular among OSU fans and is probably just another 10-win season from returning to his historically high ratings. But the signs are there - more on that later. Aside from that, Mike Boynton continues to enjoy enormous popularity as fans gain confidence in the future of OSU basketball. The non-revenue sports that are most important to OSU fans have enjoyed success as well, so their coaches and Mike Holder are held in high esteem this year. On to the results...

OSU fans believe this team will win **8.1 regular season games** this season. This is exactly what fans predicted last season. Vegas has the over/under at 7.5 wins this season. Nothing wrong with being a little optimistic. Still, our record as fans has been pretty impressive in terms of accuracy and not overreaching. Over the last 11 surveys, fans have predicted a total of 95 wins (94.8 to be precise). The team has won 96 games over that time period. The most we have missed the mark is roughly 2 games on three occasions: 2010, 2012, and 2018.

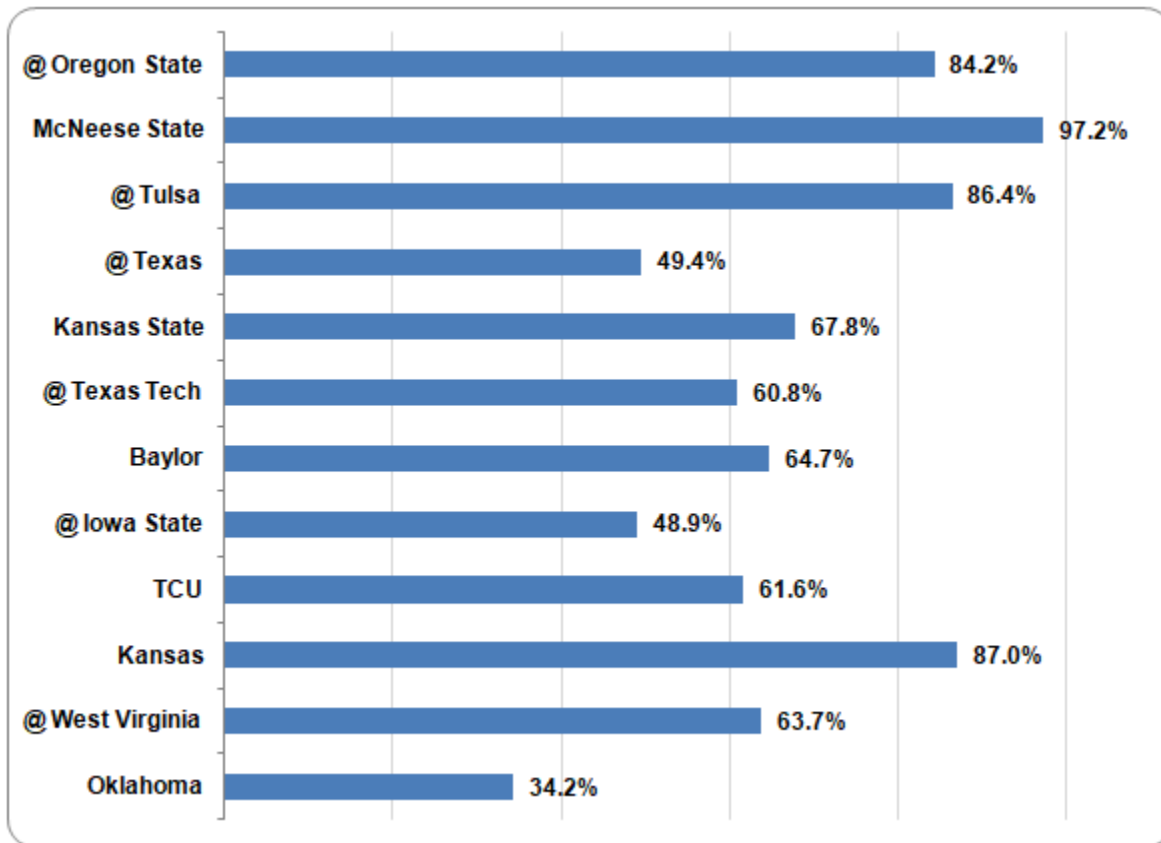
Note: the "actual" figures below do not include the results from the bowl game, as the prediction is based on the 12-game regular season schedule.

Year	Predicted	Actual	Bowl
'08	7.7	9	Holiday Bowl loss to Oregon, 31-42
'09	9.2	9	Cotton Bowl loss to Ole miss, 7-21
'10	7.9	10	Alamo Bowl win over Arizona, 36-10
'11	9.5	11	Fiesta Bowl win over Stanford, 41-38
'12	8.9	7	Heart of Dallas Bowl win over Purdue, 58-14
'13	9.3	10	Cotton Bowl loss to Missouri, 31-41
'14	7.7	6	Cactus Bowl win over Washington, 30-22
'15	8.9	10	Sugar Bowl loss to Ole Miss, 20-48
'16	8.5	9	Alamo Bowl win over Colorado, 38-8
'17	9.1	9	Camping World Bowl win over VT, 30-21
'18	8.1	6	Liberty Bowl win over Missouri, 38-33
'19	8.1		

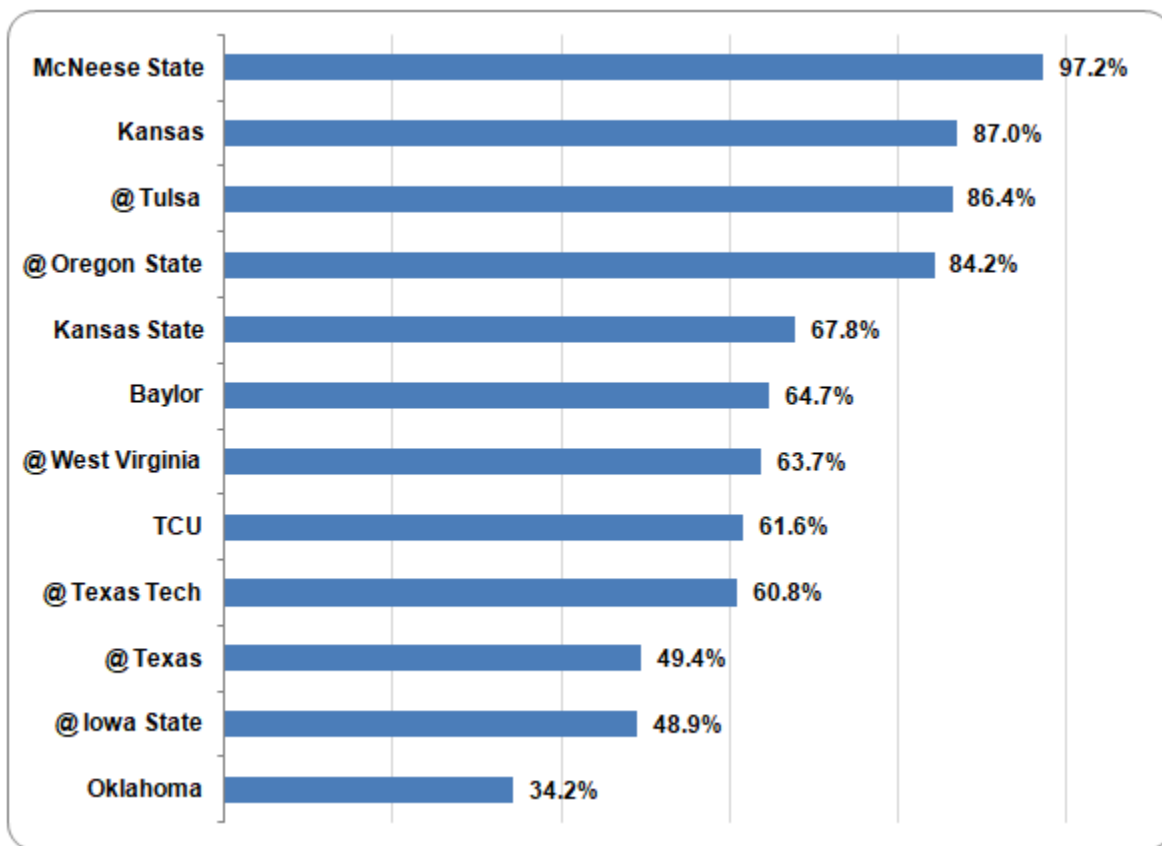


What are the chances OSU will win the following game:

First, in chronological order:



And now in order of easiest to most difficult:



Fans see only three “gimme” wins (85%+ chance of winning), the same outlook we’ve had for 6 out of the last 7 seasons. This year, we can be thankful for Tulsa, Kansas, and McNeese (and *almost* Oregon State).

Year	85%+
2011	7
2012	4
2013	3
2014	3
2015	4
2016	3
2017	3
2018	3
2019	3

Here’s how OSU fans have predicted we would do against Big 12 teams over the past nine seasons:

HOME GAMES

Year	2011	2012	2013	2014	2015	2016	2017	2018	2019
Baylor	88%		71%		54%		78%		65%
Iowa St.		88%		80%		82%		68%	
Kansas	93%		94%		93%		93%		87%
K-State	89%		74%		72%		71%		68%
Oklahoma	52%		66%		60%		54%		34%
TCU		68%	68%		47%		75%		62%
Texas		63%		59%		66%		61%	
Texas Tech		80%		70%		70%		73%	
West Virginia		58%		76%		68%		54%	

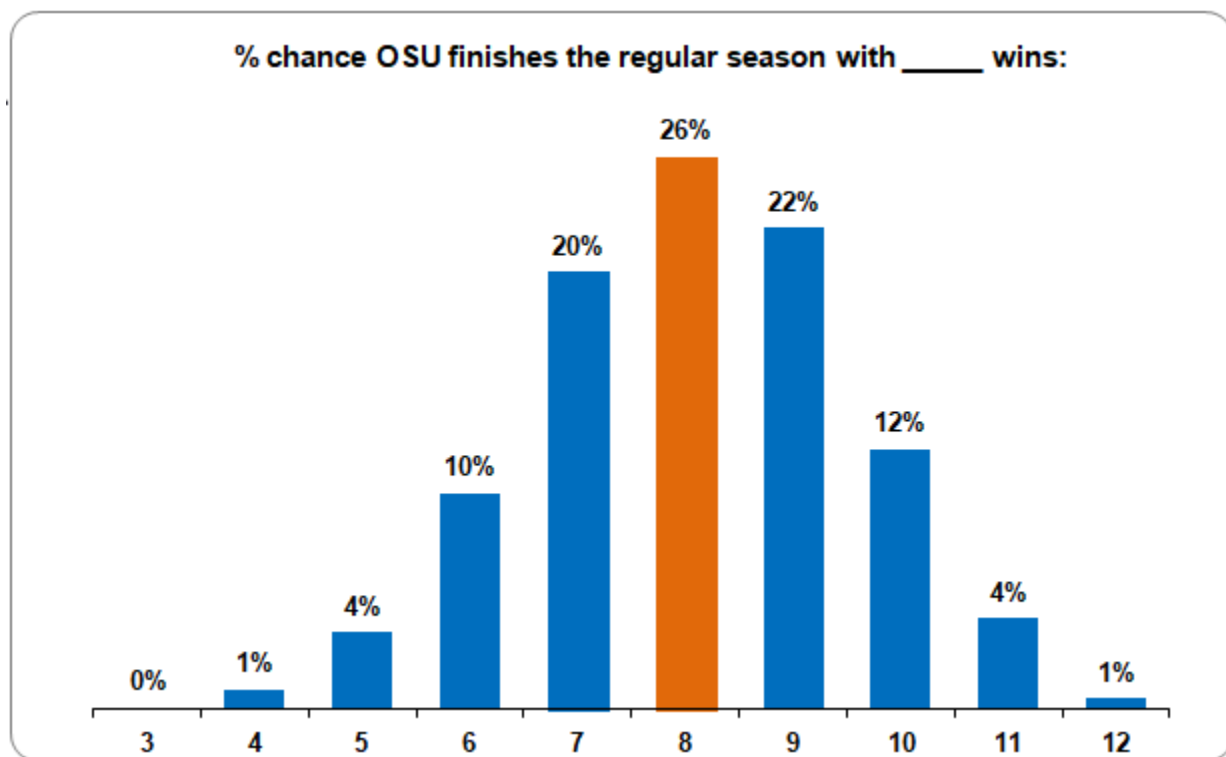
These are the lowest percentage figures OSU fans have predicted for home games against Kansas, K-State, and OU. At 34%, the bedlam game is the lowest number for any home game since the Big 12 moved to 10 teams. On the one hand, this is realistic - OU is obviously one of the best programs in college football. On the other hand, is our spirit broken?

AWAY GAMES

Year	2011	2012	2013	2014	2015	2016	2017	2018	2019
Baylor		75%		42%		59%		72%	
Iowa St.	89%		80%		80%		77%		49%
Kansas		89%		87%		92%		90%	
K-State		53%		50%		62%		56%	
Oklahoma		44%		34%		36%		33%	
TCU				66%		49%		48%	
Texas	70%		58%		67%		66%		49%
Texas Tech	74%		73%		74%		81%		61%
West Virginia			76%		58%		63%		64%

Again, here: the lowest road game figures for Iowa State, Texas, and Tech. Still - despite the relative pessimism this year, when you tack on the 3 very winnable conference games and factor in that we have the 5/4 home game advantage with the conference schedule, and we land back at 8 wins on the season.

Using Excel and your expectations for each game, I simulated the season 10,000 times. Here are the results. The number of wins is on the X axis.



Eight wins is the most likely outcome, but notice the slight upside among other scenarios. 9 wins is more likely than 7; 10 wins is more likely than 6. 68% of the simulations produced win totals between 7-9.

Chances of going undefeated. Of the 10,000 simulated seasons, the Pokes went 12-0 in 52 of them. That's a 1 in 192 chance. Hey it could happen. By the way, on the downside: a 2-10 season happened 1 time out of 10,000. That would be interesting.

Year	1 in...
2008	∞
2009	33
2010	∞
2011	21
2012	56
2013	23
2014	667
2015	51
2016	99
2017	34
2018	147
2019	192

Chance of playing in the Big 12 Championship Game

Year	%
2017	78%
2018	39%
2019	36%

If I could pick one game for OSU to win this year, it would be...

Year	OU	2nd Place	Team
2009	44%	35%	UT
2010	51%	23%	UT
2011	80%	19%	A&M
2012	58%	27%	UT
2013	63%	20%	UT
2014	64%	28%	FSU
2015	68%	14%	BU
2016	88%	5%	BU
2017	91%	2%	UT
2018	89%	3%	UT
2019	83%	10%	UT

OU, as always, claims the top spot - although slightly lower this year. Texas is in the #2 spot again, and for the seventh time in 10 years.

Gundy is 2-8 in bedlam games during this time period and 5-5 in the games fans have voted in 2nd place.

Predict the Big 12 final standings:

Rk	Team	Survey	B12 Media	Coaches Poll
1	Oklahoma	1.3	1	4
2	Texas	2.9	2	10
3	Oklahoma State	3.1	5	41
4	Iowa State	3.8	3	24
5	TCU	5.3	4	33
6	Baylor	6.3	6	47
7	Texas Tech	6.8	7	-
8	West Virginia	7.4	8	39
9	Kansas State	8.0	9	-
10	Kansas	9.5	10	-

Fans are in lockstep with the media with the notable exception of OSU, which moves up two spots to #3.

This Big 12 team will do better/worse than expected:

BETTER			WORSE			NET		
Rk	Team	Better	Rk	Team	Worse	Rk	Team	Net
1	Oklahoma St.	49.0%	1	Texas	41.2%	1	Oklahoma St.	44.7%
2	Baylor	10.5%	2	Iowa St.	15.5%	2	Kansas	9.3%
3	Iowa St.	10.4%	3	West Virginia	8.7%	3	Baylor	4.5%
4	Kansas	10.1%	4	TCU	8.1%	4	Texas Tech	1.3%
5	TCU	6.0%	5	Oklahoma	6.8%	5	K-State	1.1%
5	Texas Tech	6.0%	6	Baylor	6.0%	6	TCU	-2.0%
7	K-State	5.1%	7	Texas Tech	4.7%	7	Iowa St.	-5.1%
8	West Virginia	2.1%	8	Oklahoma St.	4.3%	8	Oklahoma	-6.6%
9	Texas	0.6%	9	K-State	4.0%	9	West Virginia	-6.6%
10	Oklahoma	0.2%	10	Kansas	0.8%	10	Texas	-40.6%

Setting aside OSU, fans are high on Baylor, mixed on Iowa State, and very not sold on Texas.

This Top 25 team will do better/worse than expected:

Rk	Team	Better	Rk	Team	Worse	T25 Rk	Team	Net
24	Iowa State	15.0%	10	Texas	24.1%	24	Iowa State	13.3%
13	Oregon	8.6%	4	Oklahoma	9.4%	13	Oregon	7.3%
11	Texas A&M	7.7%	11	Texas A&M	8.8%	21	Washington State	6.1%
21	Washington State	6.9%	5	Ohio State	8.7%	15	Utah	6.0%
15	Utah	6.7%	7	Michigan	8.3%	17	Wisconsin	3.7%
7	Michigan	6.2%	6	LSU	7.9%	2	Alabama	-3.5%
6	LSU	5.0%	9	Notre Dame	7.2%	9	Notre Dame	-4.6%
8	Florida	4.3%	2	Alabama	3.8%	5	Ohio State	-6.6%
17	Wisconsin	4.2%	8	Florida	3.5%	4	Oklahoma	-8.5%
16	Auburn	3.9%	3	Georgia	2.6%	10	Texas	-21.4%

Put into the context of the top 25 poll, Iowa State comes away very strong here. Again, Texas ≠ back according to OSU fans.

Where will OSU finish in the polls?

Year	Pre-Season Coaches Poll	Predicted Final	Predicted Improvement	Actual Final
2012	19	12.3	6.7	29
2013	14	8.1	5.9	17
2014	30	20.6	9.4	39
2015	28	12.6	15.4	19
2016	19	13.5	5.5	11
2017	11	5.4	5.6	14
2018	25	18.6	6.4	-
2019	41	18.6	22.4	

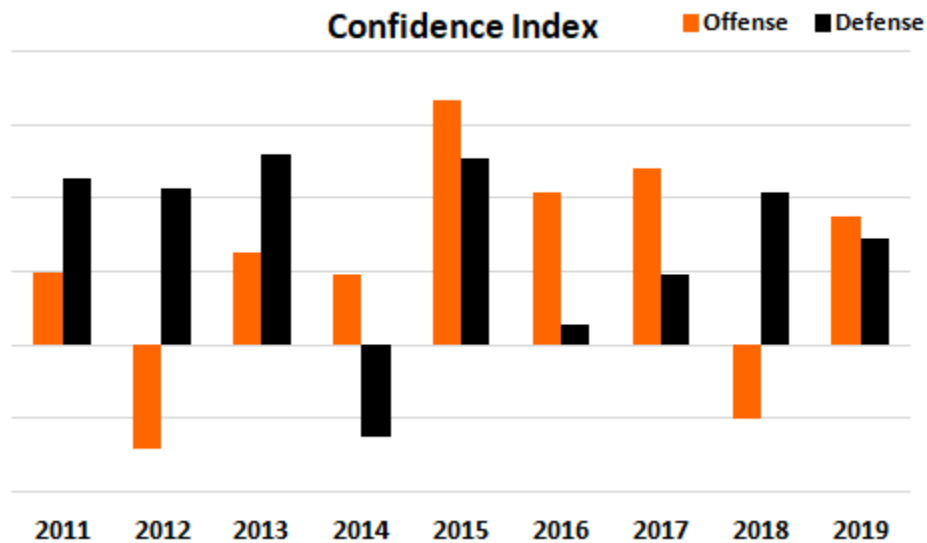
17% of fans voted that OSU would finish the season unranked. The predicted final poll number is exactly the same as last year (18.6). The big difference this year is the starting point. A #19 finish would be a major improvement from the opening #41 spot.

Offensive and Defensive Improvement:

I expect the offense/defense to be _____ last year's unit:

Offense	2011	2012	2013	2014	2015	2016	2017	2018	2019
much better than	3%	0%	4%	6%	68%	13%	25%	0%	13%
better than	49%	2%	59%	49%	31%	79%	71%	9%	65%
the same as	42%	25%	33%	31%	1%	7%	4%	33%	19%
worse than	6%	71%	4%	13%	0%	1%	0%	55%	2%
much worse than	0%	1%	0%	0%	0%	0%	0%	2%	0%

Defense	2011	2012	2013	2014	2015	2016	2017	2018	2019
much better than	26%	17%	36%	1%	34%	3%	7%	18%	10%
better than	65%	74%	58%	9%	59%	29%	43%	70%	61%
the same as	7%	8%	4%	23%	6%	46%	42%	10%	24%
worse than	2%	1%	0%	62%	0%	21%	7%	1%	5%
much worse than	1%	0%	0%	6%	0%	0%	0%	1%	1%



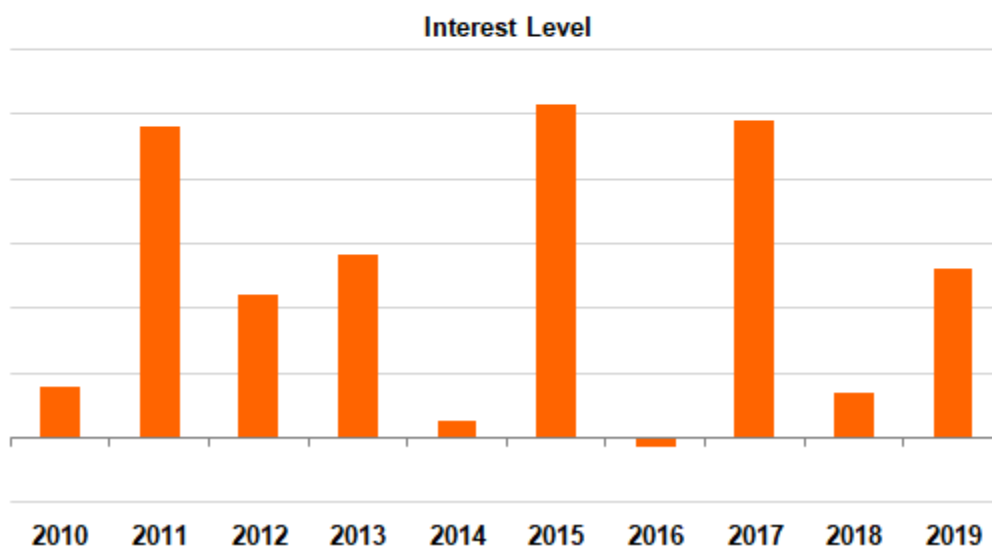
Last year at this time I would say we were right to be skeptical of the OSU offense. We had lost Rudolph & Washington and were headed into the season with a long-time backup leading the offense. Turns out the final edition of Yurcich's offense did just fine: #7 in S&P+ and #12 in FEI. Still, fans seem excited with the transition from Yurcich to Sean Gleeson and the promise of a new quarterback (duo?).

It's a very different story on the defensive side of the ball. Last year's defense was #71 and #94 in FEI. Jim Knowles believes the experience in the secondary this year will lead to better results. OSU fans seem cautiously optimistic here - but that may be because the question is framed in comparison to last year's defense.

Interest Level

In the days & weeks leading up to this season, I have been _____ than last year (reading articles, scanning message boards, talking to friends about the team, etc.)

Interest Level	2010	2011	2012	2013	2014	2015	2016	2017	2018	2019
Much more interested	13%	31%	14%	16%	8%	36%	2%	31%	10%	19%
A little more interested	17%	36%	24%	32%	17%	35%	26%	38%	20%	31%
(no change)	47%	31%	55%	47%	51%	26%	52%	29%	47%	37%
A little less interested	19%	1%	7%	6%	19%	0%	9%	2%	19%	10%
Much less interested	4%	0%	0%	0%	4%	2%	12%	0%	4%	3%



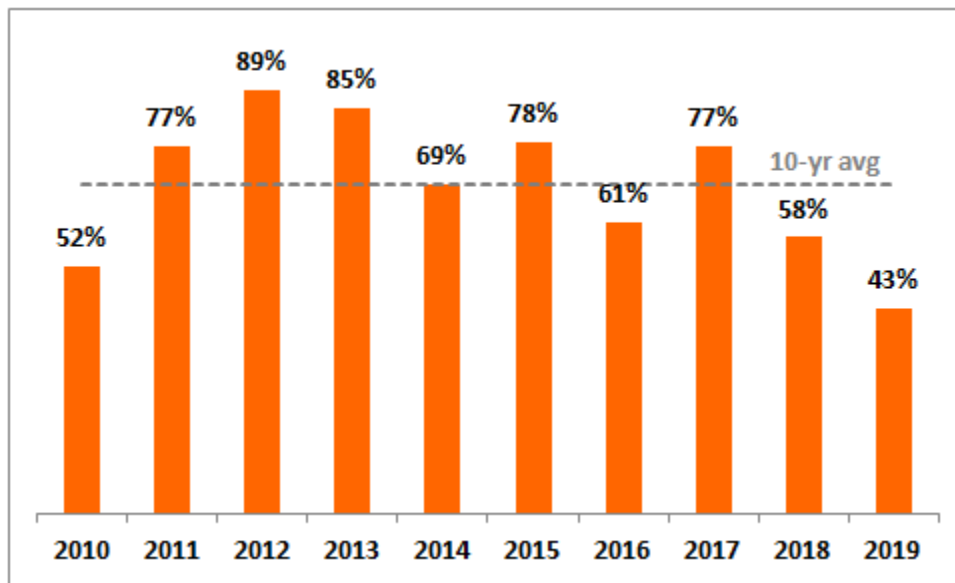
It's interesting that the predicted win totals are the same in 2018 and 2019, but the interest level is higher this year. I think we can attribute that mostly to the QB race.

Football tickets

Year	Added	No Change	Reduced	Net
2009	21%	75%	4%	17%
2010	10%	80%	10%	0%
2011	12%	84%	4%	8%
2012	10%	86%	5%	5%
2013	8%	86%	6%	2%
2014	5%	86%	9%	-4%
2015	10%	87%	3%	7%
2016	6%	88%	6%	0%
2017	11%	87%	2%	9%
2018	6%	87%	7%	-1%
2019	8%	89%	3%	5%

Will OSU football play in a national championship game in the next 10 years?

Percent answering yes:



An all-time low of 43% and 26% below the 10-year average. I'll come back to this in the Gundy section below.

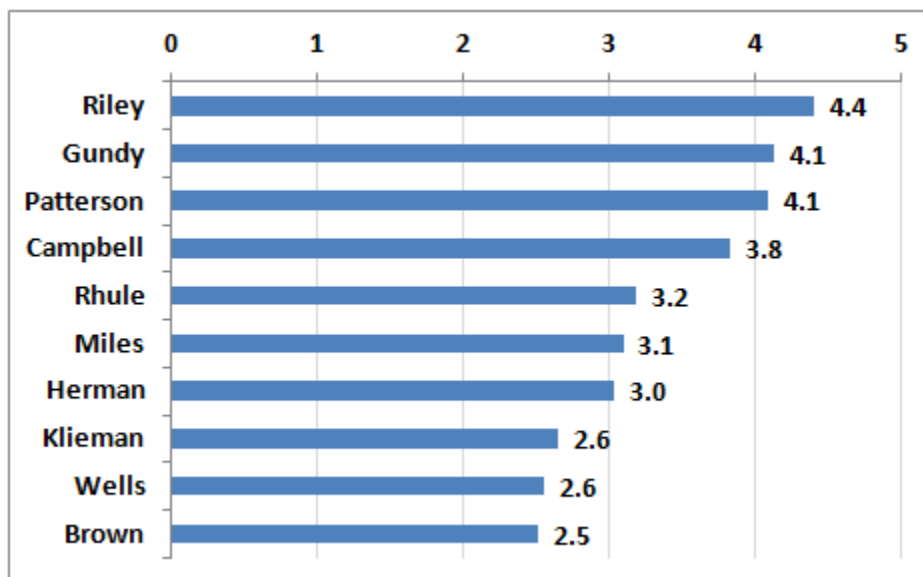
I would rather OSU win a national championship in _____:

- **2011:** Football 92%, Basketball 8%
- **2012:** Football 92%, Basketball 8%
- **2013:** Football 88%, Basketball 12%
- **2014:** Football 88%, Basketball 12%
- **2015:** Football 90%, Basketball 7%, Baseball 2%, Wrestling 1%
- **2016:** Football 84%, Basketball 11%, Baseball 5%, Wrestling 1%
- **2017:** Football 91%, Basketball 6%, Baseball 2%, Wrestling 1%
- **2018:** Football 83%, Basketball 12%, Baseball 3%, Wrestling 2%
- **2019:** Football 77%, Basketball 16%, Wrestling 4%, Baseball 2%, Golf 1%

Notable: all-time high for basketball at 16%.

Big 12 Coaches

Rank the Big 12 coaches on a 1-5 scale:



This is only the second time Gundy has finished below an OU coach in this survey. Patterson finished in the #3 spot for the fifth consecutive season. Campbell and Rhule continue their impressive climb up the ladder. Les

Miles makes his Jayhawk debut at #6, slightly above Tom Herman.

Rk	2009	2010	2011	2012	2013	2014	2015	2016	2017	2018	2019
1	Stoops	Brown	Stoops	Gundy	Snyder	Snyder	Snyder	Snyder	Gundy	Snyder	Riley
2	Brown	Stoops	Gundy	Snyder	Gundy	Stoops	Gundy	Gundy	Snyder	Gundy	Gundy
3	Leach	Snyder	Brown	Stoops	Patterson	Gundy	Patterson	Patterson	Patterson	Patterson	Patterson
4	Mangino	Pelini	Snyder	Holgorsen	Briles	Briles	Briles	Stoops	Holgorsen	Riley	Campbell
5	Briles	Briles	Pinkel	Patterson	Stoops	Patterson	Stoops	Holgorsen	Herman	Campbell	Rhule
6	Snyder	Rhoads	Sherman	Briles	Rhoads	Strong	Holgorsen	Strong	Riley	Holgorsen	Miles
7	Pelini	Tuberville	Tuberville	Brown	Holgorsen	Kingsbury	Strong	Kingsbury	Beaty	Herman	Herman
8	Hawkins	Pinkel	Briles	Rhoads	Brown	Rhoads	Rhoads	Campbell	Campbell	Rhule	Klieman
9	Pinkel	Hawkins	Rhoads	Tuberville	Kingsbury	Holgorsen	Kingsbury	Beaty	Rhule	Kingsbury	Wells
10	Rhoads	Sherman	Gill	Weis	Weis	Weis	Beaty	Grobe	Kingsbury	Beaty	Brown
11	Sherman	Gill									

Of the four new coaches in the Big 12 this year, this one will have the most long-term success:

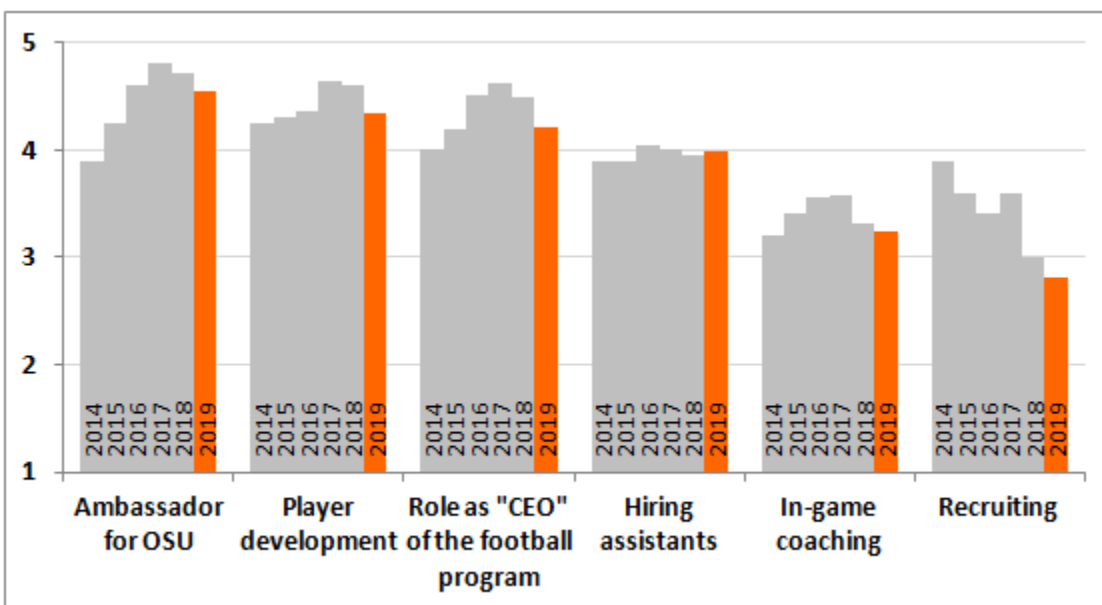
- Chris Klieman (KSU) - 37%
- Matt Wells (TT) - 31%
- Les Miles (KU) - 21%
- Neal Brown (WVU) - 11%

Aside from Gundy, I would most/least want my son to play for...

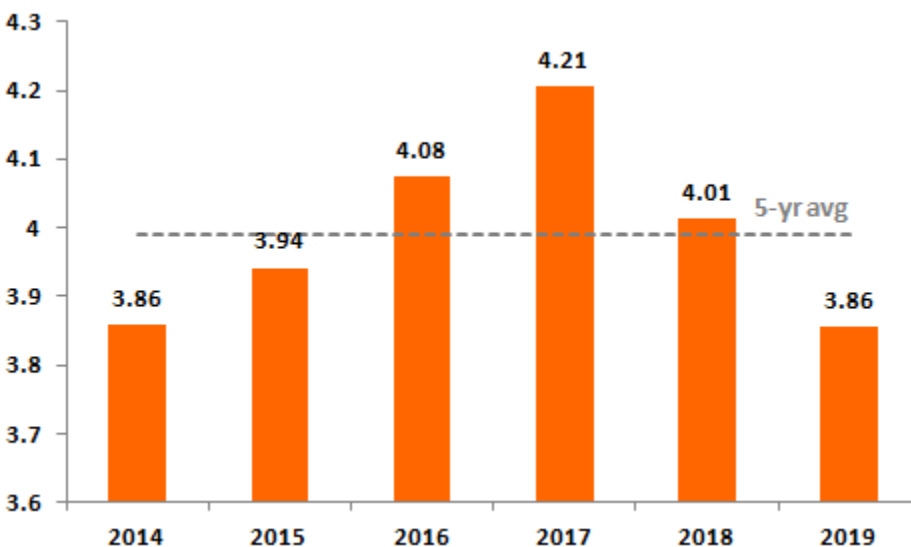
Rk	Coach	MOST	Rk	Coach	LEAST	Rk	Coach	NET
1	Campbell	31%	1	Herman	57%	1	Campbell	31%
2	Patterson	29%	2	Miles	17%	2	Patterson	26%
3	Riley	22%	3	Riley	13%	3	Riley	9%
4	Miles	7%	4	Rhule	5%	7	Klieman	1%
5	Rhule	4%	5	Patterson	4%	8	Wells	0%
6	Herman	3%	6	Brown	2%	5	Rhule	-1%
7	Klieman	2%	7	Klieman	1%	9	Brown	-2%
8	Wells	1%	7	Wells	1%	4	Miles	-10%
9	Brown	0%	9	Campbell	0%	6	Herman	-54%

Bill Snyder was the perennial winner of this question. With him gone, Campbell and Patterson battled for the top spot. Tom Herman need not visit the living rooms of OSU fan survey respondents.

Gundy's Strengths



Gundy was rated slightly higher in the hiring assistants category, but lower in every other category. He is still rated strongest as an ambassador for OSU, which makes sense. He seems to have embraced the care-free, quirky, shoot from the hip brand that the national media eats up. In the last few years, it feels like Gundy is more comfortable in his own skin. That said, there are some signs that support for Gundy are eroding - if only very slightly. Example A: the average of the six categories is shown below:



Gundy's average rating is the lowest since I began asking these questions 6 years ago. What can we attribute this to? For one thing, we are coming off of a 6-win season. It might be that simple, but I think there is a little more to it. Many fans lost patience with Gundy's stubbornness last year when he stuck to his guns with Cornelius when Sanders & Brown were waiting for an opportunity, particularly late in the season when they could have played and retained redshirt status.

On top of that, despite his proven ability to develop players once they arrive in Stillwater (his 2nd highest rated category), fans assigned him an average rating of 2.8 in recruiting, the first time he's been below 3.0 or "average" in any category.

You will see below that his approval rating is still very high (but again, slightly lower). OSU fans are still very high on Gundy, but I think it's fair to say that he may have burned some of the goodwill fans had for him when he was publicly flirting with other schools years ago. His recent interview with ESPN might heal some of those wounds ("This is who I am. This is what I am. This is where I belong. This is me. There's no reason for me to go anywhere else"). Also: success on the field, particularly against OU, would help. Still, he is one of our own

and I don't think Gundy, Holder, or the fans want to make any changes any time soon.

How many more years will Gundy coach at OSU?

Year	Remaining Years
2017	8.0
2018	7.5
2019	7.1

Approval Ratings

Gundy	2008	2009	2010	2011	2012	2013	2014	2015	2016	2017	2018	2019
Approve	74%	94%	84%	98%	99%	97%	94%	98%	98%	98%	96%	89%
Disapprove	9%	0%	4%	1%	0%	1%	2%	1%	1%	1%	2%	4%
Unsure	17%	6%	13%	2%	1%	2%	5%	2%	1%	1%	2%	8%

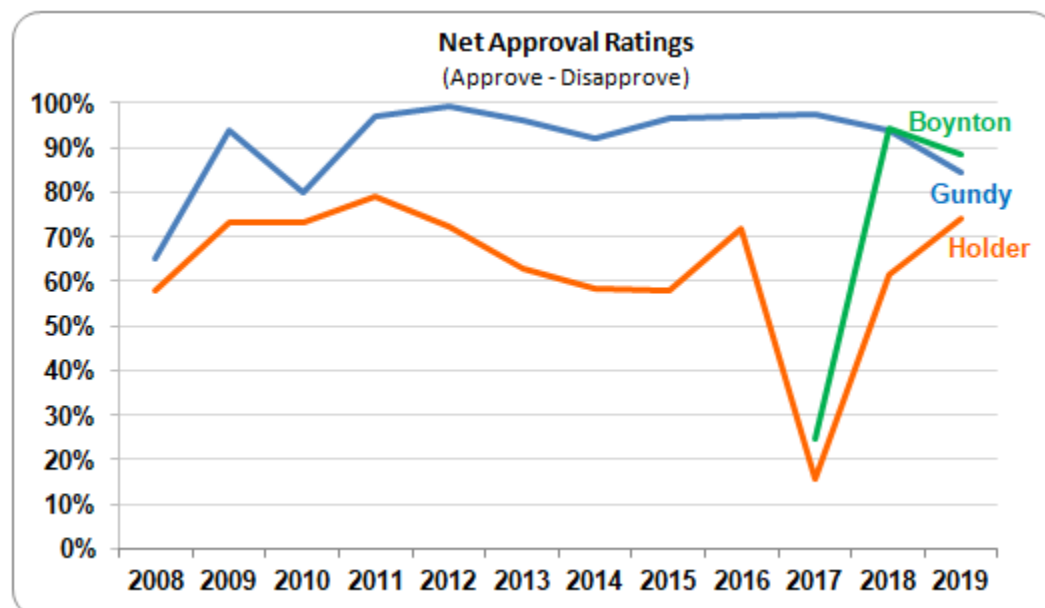
Holder	2008	2009	2010	2011	2012	2013	2014	2015	2016	2017	2018	2019
Approve	70%	79%	80%	85%	79%	72%	70%	68%	79%	43%	73%	81%
Disapprove	12%	6%	7%	6%	7%	9%	12%	10%	7%	27%	11%	7%
Unsure	18%	15%	13%	9%	14%	19%	19%	21%	14%	30%	16%	11%

TF/BU/MB	2008	2009	2010	2011	2012	2013	2014	2015	2016	2017	2018	2019
Approve	-	-	-	59%	16%	41%	8%	7%	75%	30%	95%	90%
Disapprove	-	-	-	11%	38%	27%	78%	76%	0%	5%	1%	2%
Unsure	-	-	-	30%	46%	32%	15%	16%	24%	65%	5%	8%
				TF	TF	TF	TF	TF	BU	MB	MB	MB

With Gundy, we see it here again: still very high, but some small warning signs.

Fans were upset with Holder following Brad Underwood's departure, but he is fully back. There's more to it than this, but it's mostly because of...

Mike Boynton checking in again with a sky-high net approval rating of 88%. It's a little lower than last year. At some point, he's going to need to produce some success on the court. But for now, his success in recruiting and his winning personality have charmed OSU fans.



Rate these OSU coaches & administrators (1 - 5 scale)

Coach/Admin	1-5 Rating							Rank on Campus						
	2014	2015	2016	2017	2018	2019	2020	2014	2015	2016	2017	2018	2019	2020
John Smith	4.6	4.5	4.7	4.7	4.7	4.7	4.7	2	2	2	2	1	1	1
Josh Holliday	4.7	4.6	4.8	4.6	4.4	4.4	4.5	1	1	1	3	4	2	2
Mike Boynton	-	-	-	3.1	4.3	4.3	4.4	-	-	-	10	6	5	3
Alan Bratton	3.6	3.1	3.5	3.4	4.5	4.4	4.3	6	8	8	9	3	3	4
Kasey Dunn	-	-	-	-	-	-	4.2	-	-	-	-	-	-	5
Burns Hargis	4.2	4.2	4.4	4.2	4.3	4.3	4.1	4	5	4	4	5	4	6
Chad Weiberg	-	-	-	3.8	3.8	3.8	3.9	-	-	-	5	8	8	7
Mike Holder	3.5	3.4	3.8	2.9	3.8	4.0	3.7	7	7	7	11	9	7	8
Mike Gundy	4.3	4.5	4.6	4.8	4.6	4.2	3.6	3	2	3	1	2	6	9
Jim Knowles	-	-	-	-	3.5	2.9	3.5	-	-	-	-	11	11	10
Jim Littell	4.1	3.5	4.1	3.6	3.9	3.4	3.4	5	6	6	7	7	10	11
Sean Gleeson	-	-	-	-	-	3.4	-	-	-	-	-	-	9	-
Mike Yurcich	-	3.1	3.2	3.6	3.6	-	-	-	8	9	7	10	-	-
Glenn Spencer	-	4.5	4.2	3.8	-	-	-	-	2	5	5	-	-	-

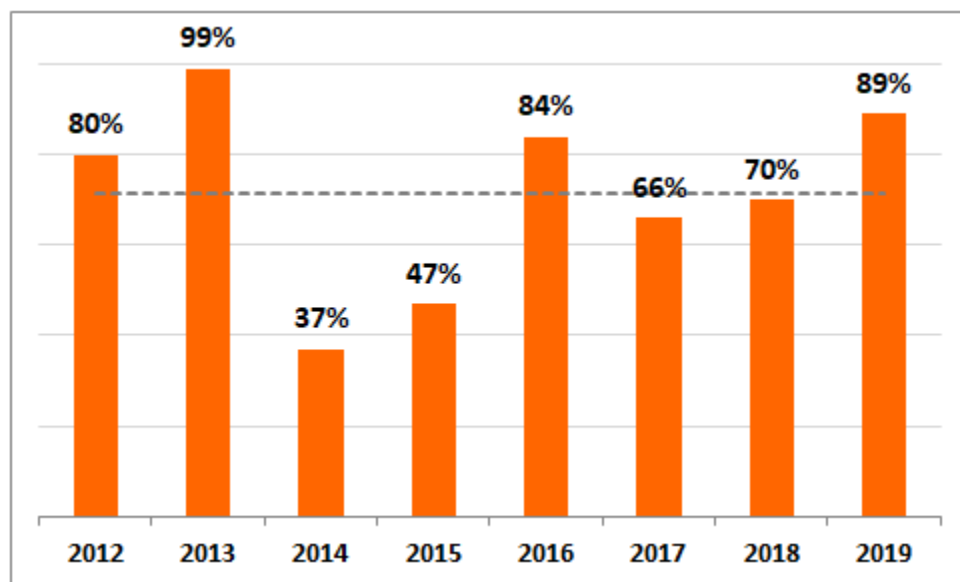
- John Smith retains his BMOC title.
- Gundy slips from 2nd all the way to 6th, but with a 4.2 rating he's still in good shape.
- Mike Holder gets a 4.0 rating, his highest ever.
- Sean Gleeson debuts at 3.4, lower than Yurcich's last two seasons but higher than his predecessor's debut back in 2015.
- Jim Knowles checks in at 2.9, the lowest number for any coordinator or coach since in the six years I've asked this question.

I'm confident _____ will have success at OSU (out of 5):

- Kasey Dunn: 4.3 (Gleeson was 4.1 last year)
- Jim Knowles: 3.7 (he was 3.1 last year)

Let's switch to hoops. OSU basketball will make the NCAA tournament this year.

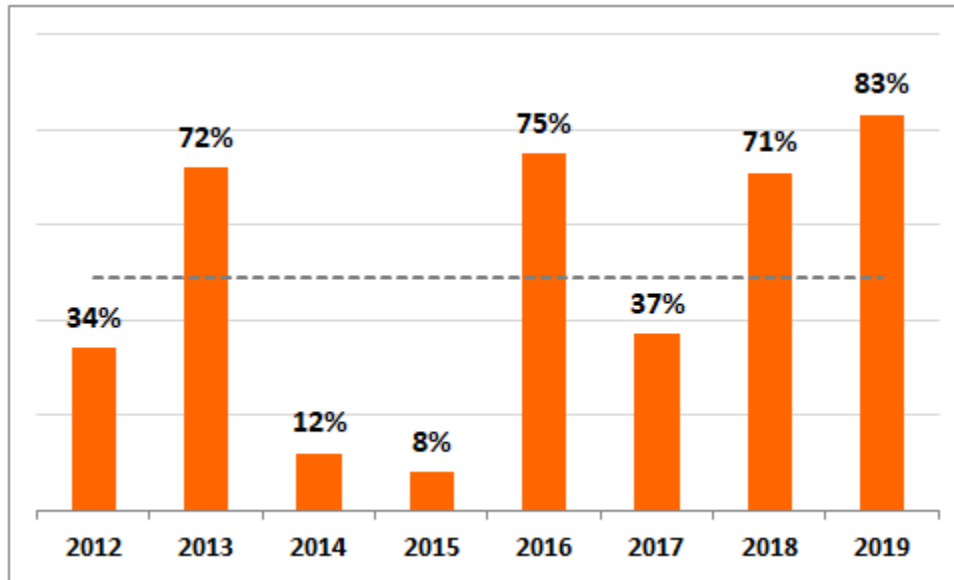
Percent answering "true":



I love seeing the optimism grow around OSU basketball.

Ford/Underwood/Boynton will lead OSU to a conference championship in the next 5 years.

Percent answering "true":



Very strong. More than 4 out of 5 OSU fans believe Boynton will lead us to a conference title in the next 5 years. It feels good to have hope again.

Which are you more looking forward to this year: football or basketball?

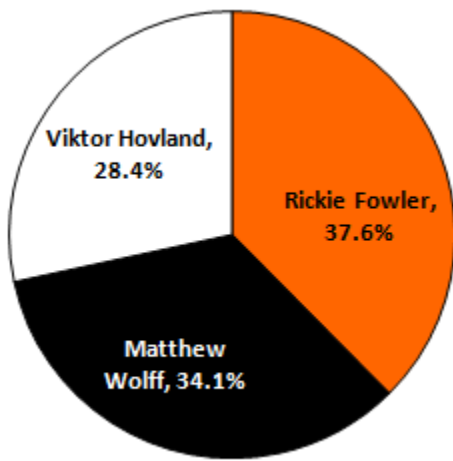
Looking forward to...	2013	2014	2015	2016	2017	2018	2019
Football	52%	86%	96%	56%	91%	57%	44%
Basketball	10%	1%	0%	37%	1%	9%	19%
About the same	38%	13%	4%	7%	8%	34%	37%
Football - Basketball Gap	42%	85%	96%	19%	90%	47%	25%

Basketball Tickets

This year I bought (or plan to buy) ____ basketball season ticket(s) than last year.

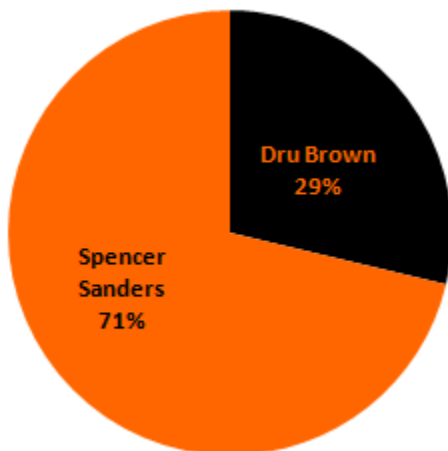
Year	Added	No Change	Reduced	Net
2016	14%	85%	2%	12%
2017	6%	90%	4%	2%
2018	11%	87%	1%	10%
2019	14%	85%	1%	13%

Over to golf. This former Cowboy will be the first to win a major:



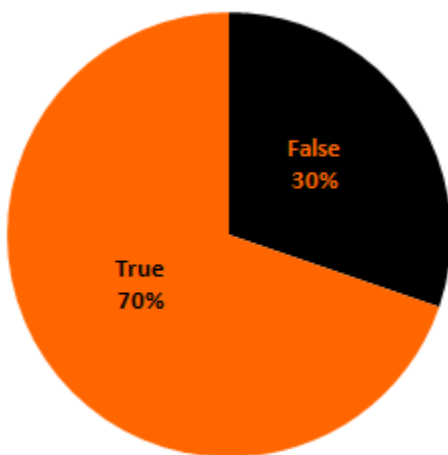
Wow! Very tight race between Rickie and Wolff, with Hovland (who just earned next season's tour card this weekend) close behind. How great is it that we have three guys you could answer with a straight face on this question - not to mention Uihlein, Noren, Howell III, etc...

Back to football. This QB will take the most snaps this season:



At this point I'm just sick of thinking about it. Friday can't get here soon enough.

By the time OSU plays its first conference game (@ Texas), OSU will have 1 primary QB:



This might be less of an opinion than a wish for OSU fans.

I trust Mike Gundy to make the right decision at QB (1 - 5):

- 3.4

Gundy knows way more about QB play than I'll ever dream about knowing, but he has made the wrong call before. This was 10 years ago, but these things happened: Brandon Weeden was wearing a baseball cap during the first half of the Colorado game and almost the entire bedlam game when Zac Robinson could barely throw a forward pass due to a shoulder injury. Everyone remembers the Colorado game - Weeden's coming out party - but don't sleep on the bedlam game. It was only 10-0 OU at halftime. OSU didn't have a single first down in the second half, finished with 109 yards of total offense, and Justin Blackmon had 1 catch for 3 yards.

Passing [Share & more ▼](#) [Glossary](#)

		Passing								
Player	School	Cmp	Att	Pct	Yds	Y/A	AY/A	TD	Int	Rate
Tyler Hansen	Colorado	23	37	62.2	171	4.6	5.7	2	0	118.8
Cody Hawkins	Colorado	7	11	63.6	69	6.3	8.1	1	0	146.3
Scotty McKnight	Colorado	0	1	0.0	0	0.0	0.0	0	0	0.0
		Passing								
Player	School	Cmp	Att	Pct	Yds	Y/A	AY/A	TD	Int	Rate
Brandon Weeden	Oklahoma State	10	15	66.7	168	11.2	13.9	2	0	204.7
Alex Cate	Oklahoma State	0	9	0.0	0	0.0	-5.0	0	1	-22.2

Passing [Share & more ▼](#) [Glossary](#)

		Passing								
Player	School	Cmp	Att	Pct	Yds	Y/A	AY/A	TD	Int	Rate
Zac Robinson	Oklahoma State	9	21	42.9	44	2.1	0.0	0	1	50.9
Brandon Weeden	Oklahoma State	1	2	50.0	3	1.5	1.5	0	0	62.6
		Passing								
Player	School	Cmp	Att	Pct	Yds	Y/A	AY/A	TD	Int	Rate
Landry Jones	Oklahoma	20	37	54.1	224	6.1	6.1	0	0	104.9

Chuba Hubbard will be a step up from Justice Hill (1 - 5):

- 3.6 - I love the optimism.

Favorite Players

FAVORITE - OFFENSE

Year	1st		2nd		3rd	
2009	D. Bryant	39%	K. Hunter	25%	Z. Robinson	25%
2010	K. Hunter	63%	B. Weeden	15%	J. Blackmon	4%
2011	B. Weeden	44%	J. Blackmon	26%	J. Cooper	8%
2012	J. Randle	52%	J. Smith	12%	C. Moore	7%
2013	J. Stewart	40%	J. Walsh	14%	K. Staley	11%
2014	D. Roland	22%	T. Hill	17%	J. Walsh	15%
2015	M. Rudolph	37%	J. Washington	17%	J. Walsh	12%
2016	M. Rudolph	44%	J. Washington	37%	M. Ateman	4%
2017	M. Rudolph	39%	J. Hill	23%	J. Washington	22%
2018	J. Hill	67%	D. Stoner	11%	T. Johnson	6%
2019	C. Hubbard	38%	T. Wallace	34%	D. Stoner	13%

Chuba grabs the top spot with 38% of the vote with Tylan Wallace close behind at 34%.

FAVORITE - DEFENSE

Year	1st		2nd		3rd	
2009	A. Sexton	33%	P. Cox	17%	U. Chinasa	11%
2010	O. Lemon	40%	M. Martin	21%	U. Chinasa	13%
2011	M. Martin	34%	S. Lewis	27%	R. Jones	15%
2012	J. Gilbert	26%	B. Brown	21%	A. Elkins	19%
2013	C. Barnett	31%	S. Lewis	18%	J. Gilbert	14%
2014	J. Castleman	33%	K. Peterson	26%	J. Bean	12%
2015	E. Ogbah	57%	K. Peterson	12%	R. Simmons	6%
2016	J. Sterns	36%	A. Lampkin	11%	C. Whitener	10%
2017	T. Flowers	25%	R. Richards	25%	C. Whitener	15%
2018	C. Bundage	61%	A. Green	7%	D. Daniels	6%
2019	C. Bundage	42%	A. Green	22%	M. Rodriguez	10%

Bundage set the record for a defensive player at 61% of the vote last year. He slipped a little this year down to 42%, but remains a fan favorite.

Breakout Players

BREAKOUT - OFFENSE

Year	1st		2nd		3rd	
2009	J. Blackmon	47%	J. Cooper	13%	J. Mosley	5%
2010	B. Weeden	30%	J. Blackmon	22%	J. Cooper	12%
2011	J. Randle	21%	H. Anyiam	18%	M. Harrison	13%
2012	W. Lunt	25%	C. Moore	20%	J. Stewart	18%
2013	B. Jackson	24%	J. Smith	11%	D. Roland	11%
2014	T. Hill	43%	J. Seales	9%	R. Childs	9%
2015	C. Carson	32%	J. Washington	13%	M. Rudolph	12%
2016	B. Sanders	26%	J. McCleskey	24%	M. Ateman	10%
2017	T. Johnson	42%	J. Hill	13%	M. Ateman	10%
2018	T. Wallace	23%	T. Johnson	20%	C. Hubbard	12%
2019	S. Sanders	24%	C. Hubbard	23%	J. Woods	10%

Some hits and misses on this list, but for the most part the fans have done a good job here. An obvious choice this year, but the votes were split pretty evenly between Spencer Sanders and Chuba Hubbard.

BREAKOUT - DEFENSE

Year	1st		2nd		3rd	
2009	M. Booker	17%	L. Antoine	17%	R. Jones	15%
2010	R. Jones	25%	U. Chinasa	12%	M. Martin	10%
2011	R. Jones	23%	J. Gilbert	17%	A. Elkins	15%
2012	C. Barnett	19%	A. Elkins	16%	J. Gilbert	11%
2013	J. Gilbert	19%	L. Johnson	12%	C. Barnett	12%
2014	J. Bean	18%	K. Peterson	15%	E. Ogbah	9%
2015	J. Burton	24%	J. Bean	11%	A. Lampkin	10%
2016	R. Richards	13%	A. Lampkin	11%	C. Bundage	8%
2017	C. Bundage	23%	R. Richards	14%	A. Green	8%
2018	A. Green	19%	C. Bundage	19%	K. Edison-McGruder	10%
2019	C. Bundage	11%	A. Green	11%	I. Antwine	10%

Step aside Richetti Jones. Calvin Bundage sets a record this year, becoming the only player to appear in the top 3 in four consecutive years. OSU fans have had him ready to break out since he arrived on campus.

Best OSU Coverage

Rate these outlets for how well they provide OSU sports coverage (1 - 5 scale):

Outlet	Avg Rating (1-5)					Rank				
	2015	2016	2017	2018	2019	2015	2016	2017	2018	2019
Pistols Firing Blog	3.8	4.4	4.5	4.5	4.2	1	1	1	1	1
Twitter (In General)	3.3	3.7	3.7	3.7	3.4	5	2	2	2	2
Orange Power	3.4	3.6	3.5	3.4	3.4	2	4	3	4	3
Scout / GoPokes	3.4	3.4	3.4	3.3	3.4	2	5	6	6	4
Cowboys Ride for Free	3.4	3.7	3.5	3.4	3.3	2	2	4	3	5
Tulsa World	3.3	3.4	3.4	3.3	3.3	5	5	5	5	6
Rivals / OStateIllustrated	3.0	3.1	3.2	3.1	3.1	7	7	7	7	7
Oklahoman	2.7	3.0	3.0	2.8	2.6	8	8	8	8	8
The Franchise	-	-	-	-	2.2	-	-	-	-	9
WWLS	2.0	2.2	2.3	2.1	2.1	9	9	9	9	10

PFB slips a little in the rating, but safely holds onto the #1 spot for a fifth consecutive year.

I added the Franchise this year and expected them to come in a little higher. The Oklahoman and WWLS continue to struggle to impress OSU fans.

Future

How excited are you about the future of these OSU programs? (1 - 5 scale).

Sport	Avg Rating					No Opinion			
	2015	2016	2017	2018	2019	2016	2017	2018	2019
Men's Basketball	2.8	4.5	3.7	4.5	4.6	2%	2%	1%	1%
Golf	3.6	3.6	3.7	4.4	4.4	18%	18%	8%	7%
Baseball	4.5	4.7	4.2	4.1	4.3	3%	5%	5%	4%
Football	4.8	4.6	4.8	4.5	4.2	1%	1%	1%	1%
Wrestling	3.9	4.1	4.1	3.9	4.2	13%	10%	11%	9%
Softball	2.6	3.1	3.2	3.3	3.9	34%	31%	42%	19%
Soccer	3.0	3.1	3.2	3.4	3.3	35%	35%	40%	42%
Tennis	2.7	3.6	3.5	3.2	3.2	31%	33%	53%	59%
Cross Country	3.1	3.4	3.3	3.0	3.1	35%	36%	64%	66%
Track	2.9	3.3	3.2	2.9	3.0	35%	37%	66%	69%
Equestrian	2.6	2.9	3.0	2.8	2.9	44%	44%	76%	76%
Women's Basketball	2.9	3.3	2.9	3.1	2.8	26%	29%	38%	35%

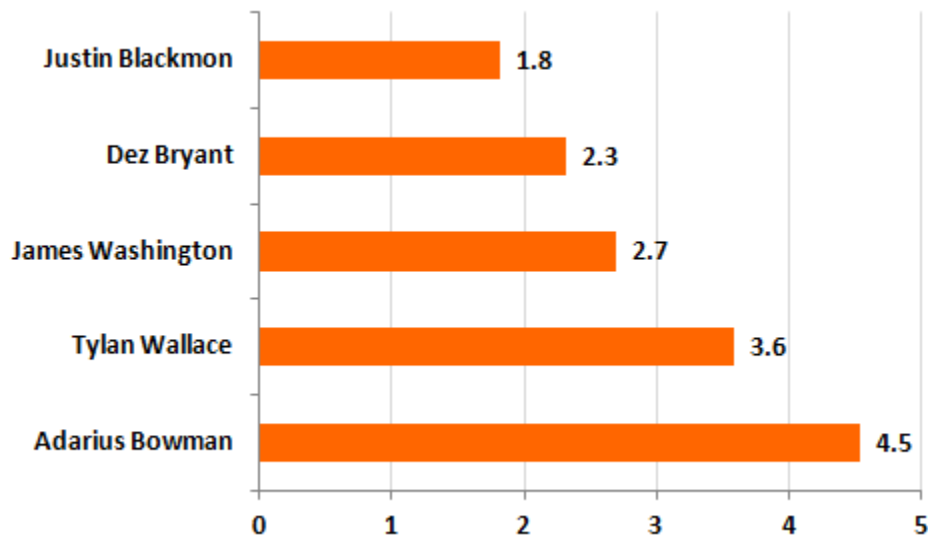
All of the "big" sports at OSU are above 4.0 - the first time that has happened since I began asking this question. That is a credit to each of the coaches for these programs but also to Mike Holder.

A second year of decline for football - something to keep an eye on.

Nice jump for softball after the program's first WCWS appearance since 2011.

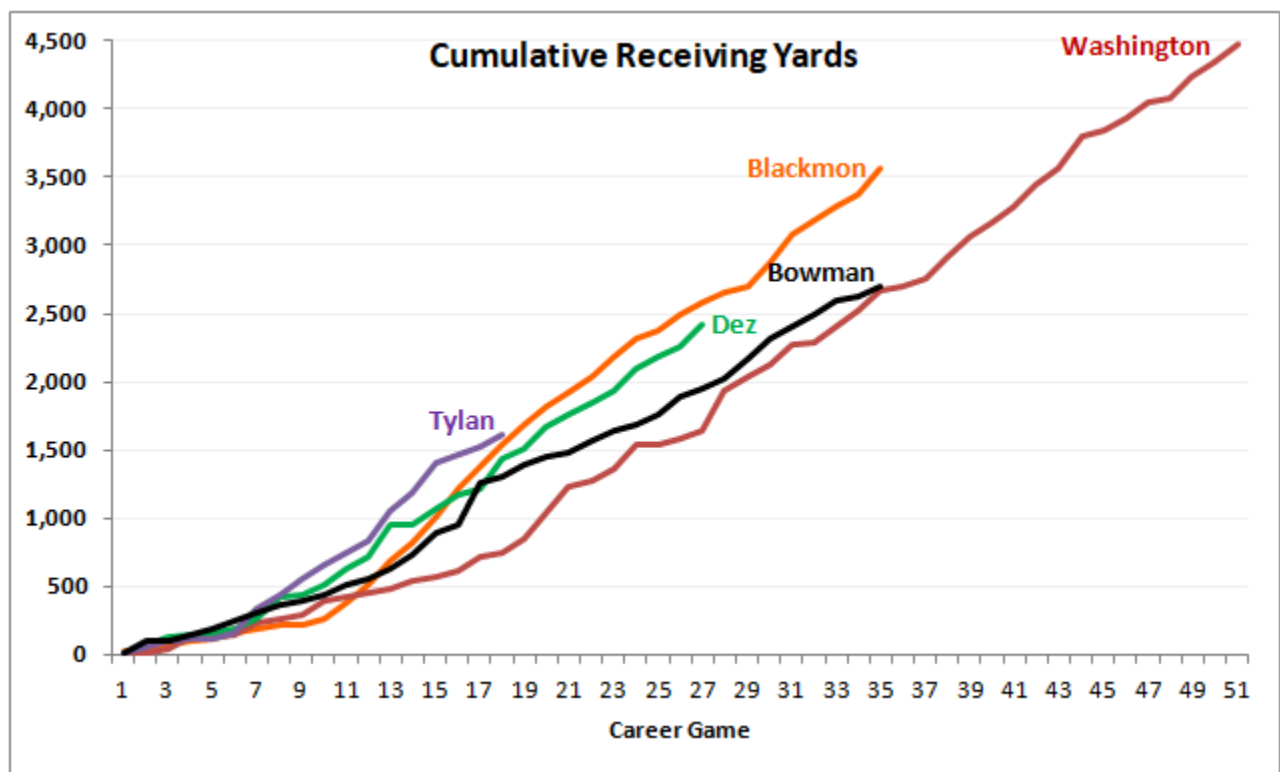
Rank these Gundy-era WRs

Average rank (1-5):



It was tough to figure out how to rank these guys. There are a lot of ways you can go with this.

I think Blackmon is unequivocally the best receiver ever at OSU - one of two guys ever to win the Biletnikoff twice. James Washington had the longest career and also has a Biletnikoff trophy. Dez was a man amongst boys and had his career cut short by a ridiculous NCAA ruling. Bowman was extremely productive during a time when OSU was a little more focused on the running game. And through 18 career games, Tylan Wallace has more receiving yards than any of these guys at the same point in their careers.



OSU Opening Game Prediction

And finally...OSU fans predict an opening-game score of **OSU 42, Oregon State 20** (that would be a cover for those keeping track).

Year	Opening Opponent	Line	Score	
			Predicted	Actual
2008	@ Wash St.	-	39-20	39-13
2009	Georgia	-	-	24-10
2010	Wash. St.	-	38-13	65-17
2011	Louisiana	-	53-13	61-34
2012	Savannah St.	-	55-10	84-0
2013	Mississippi St.	OSU -12	40-21	21-3
2014	Florida St.	OSU +18	24-36	31-37
2015	@ Central Mich.	OSU -23	46-14	24-13
2016	SE Louisiana	-	49-12	61-7
2017	Tulsa	OSU -17	49-22	59-24
2018	Missouri St.	-	48-14	58-17
2019	@ Oregon St.	OSU -15	42-20	

The End

Thanks again to everyone involved. Here's to another great OSU football season! -[@okc_dave](#)