

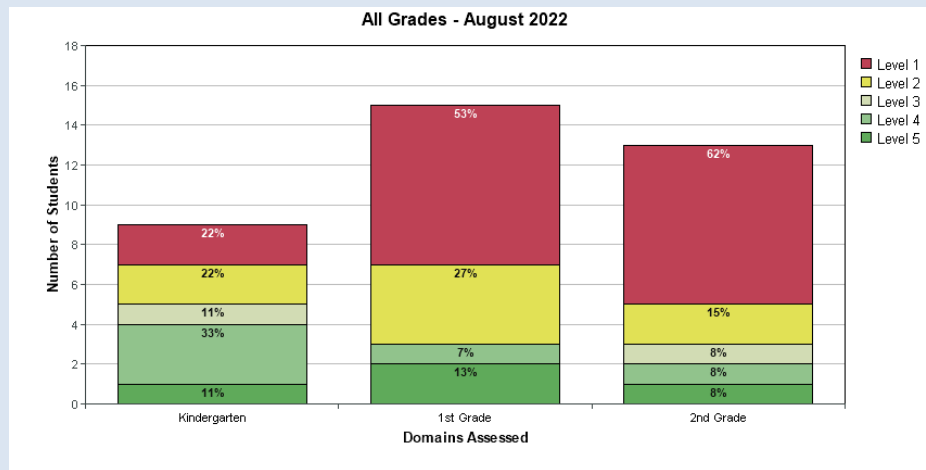
San Antonio Elementary School Monthly Report

Penny Wharton , Principal
Socorro Consolidated Schools
August 2022



Date	Aug 17, 2022																													
Current Enrollment	<div></div> <p>Count for upcoming year total so far -70</p> <p>K - 10</p> <p>1st-15</p> <p>2nd-13</p> <p>3rd-11</p> <p>4th-7</p> <p>5th-12</p>																													
Current Attendance Rate	K- 94.4%	1 -88.5%	2 - 94.9%	3 -98.9%	4 - 93.6	5 - 91.6%																								
Curriculum & Instruction Update	All classrooms are busy practicing rituals and routines with students. Schedules are posted, expectations, and behavior charts are being designed and posted. All students K- 2 have completed IStation BOY assessments. Our 4th & 5th Graders 5have completed NWEA BOY assessments. 3rd grade has the reading assessment still to complete.																													
Testing Data	<div>IStation - Reading</div> <div><div>All Grades - August 2022</div><table><thead><tr><th>Grade</th><th>Level 1</th><th>Level 2</th><th>Level 3</th><th>Level 4</th><th>Level 5</th></tr></thead><tbody><tr><td>Kindergarten</td><td>20%</td><td>30%</td><td>20%</td><td>20%</td><td>10%</td></tr><tr><td>1st Grade</td><td>80%</td><td>7%</td><td>13%</td><td></td><td></td></tr><tr><td>2nd Grade</td><td>54%</td><td>23%</td><td>8%</td><td>15%</td><td></td></tr></tbody></table></div>						Grade	Level 1	Level 2	Level 3	Level 4	Level 5	Kindergarten	20%	30%	20%	20%	10%	1st Grade	80%	7%	13%			2nd Grade	54%	23%	8%	15%	
Grade	Level 1	Level 2	Level 3	Level 4	Level 5																									
Kindergarten	20%	30%	20%	20%	10%																									
1st Grade	80%	7%	13%																											
2nd Grade	54%	23%	8%	15%																										

Math



NWEA -

5th Grade BOY Language Usage

Lo %ile < 21		LoAvg %ile 21-40		Avg %ile 41-60		HiAvg %ile 61-80		Hi %ile > 80	
count	%	count	%	count	%	count	%	count	%
5	50%	1	10%	2	20%	1	10%	1	10%

5th Grade BOY Reading

Lo %ile < 21		LoAvg %ile 21-40		Avg %ile 41-60		HiAvg %ile 61-80		Hi %ile > 80	
count	%	count	%	count	%	count	%	count	%
5	42%	2	17%	3	25%	2	17%	0	0%

5th Grade BOY Math

Lo %ile < 21		LoAvg %ile 21-40		Avg %ile 41-60		HiAvg %ile 61-80		Hi %ile > 80	
count	%	count	%	count	%	count	%	count	%
4	33%	4	33%	2	17%	1	8%	1	8%

4th Grade BOY Language Usage

Lo %ile < 21		LoAvg %ile 21-40		Avg %ile 41-60		HiAvg %ile 61-80		Hi %ile > 80	
count	%	count	%	count	%	count	%	count	%
3	43%	1	14%	1	14%	1	14%	1	14%

4th Grade BOY Reading

Lo %ile < 21		LoAvg %ile 21-40		Avg %ile 41-60		HiAvg %ile 61-80		Hi %ile > 80	
count	%	count	%	count	%	count	%	count	%
3	43%	1	14%	1	14%	2	29%	0	0%

4th Grade BOY Math

Lo %ile < 21		LoAvg %ile 21-40		Avg %ile 41-60		HiAvg %ile 61-80		Hi %ile > 80	
count	%	count	%	count	%	count	%	count	%
3	43%	0	0%	0	0%	3	43%	1	14%

3rd Grade BOY Language Usage

Lo %ile < 21		LoAvg %ile 21-40		Avg %ile 41-60		HiAvg %ile 61-80		Hi %ile > 80	
count	%	count	%	count	%	count	%	count	%
4	40%	2	20%	1	10%	1	10%	2	20%

3rd Grade BOY Reading

3rd Grade BOY Math

Lo %ile < 21		LoAvg %ile 21-40		Avg %ile 41-60		HiAvg %ile 61-80		Hi %ile > 80	
count	%	count	%	count	%	count	%	count	%
4	36%	2	18%	1	9%	2	18%	2	18%

Upcoming Events

Focus on instruction in reading, writing, math. SAVVAS Training, Successmaker training, Foundations Training

Parent / Community Involvement


Meet & Greet - August 9, many parents & families attended.

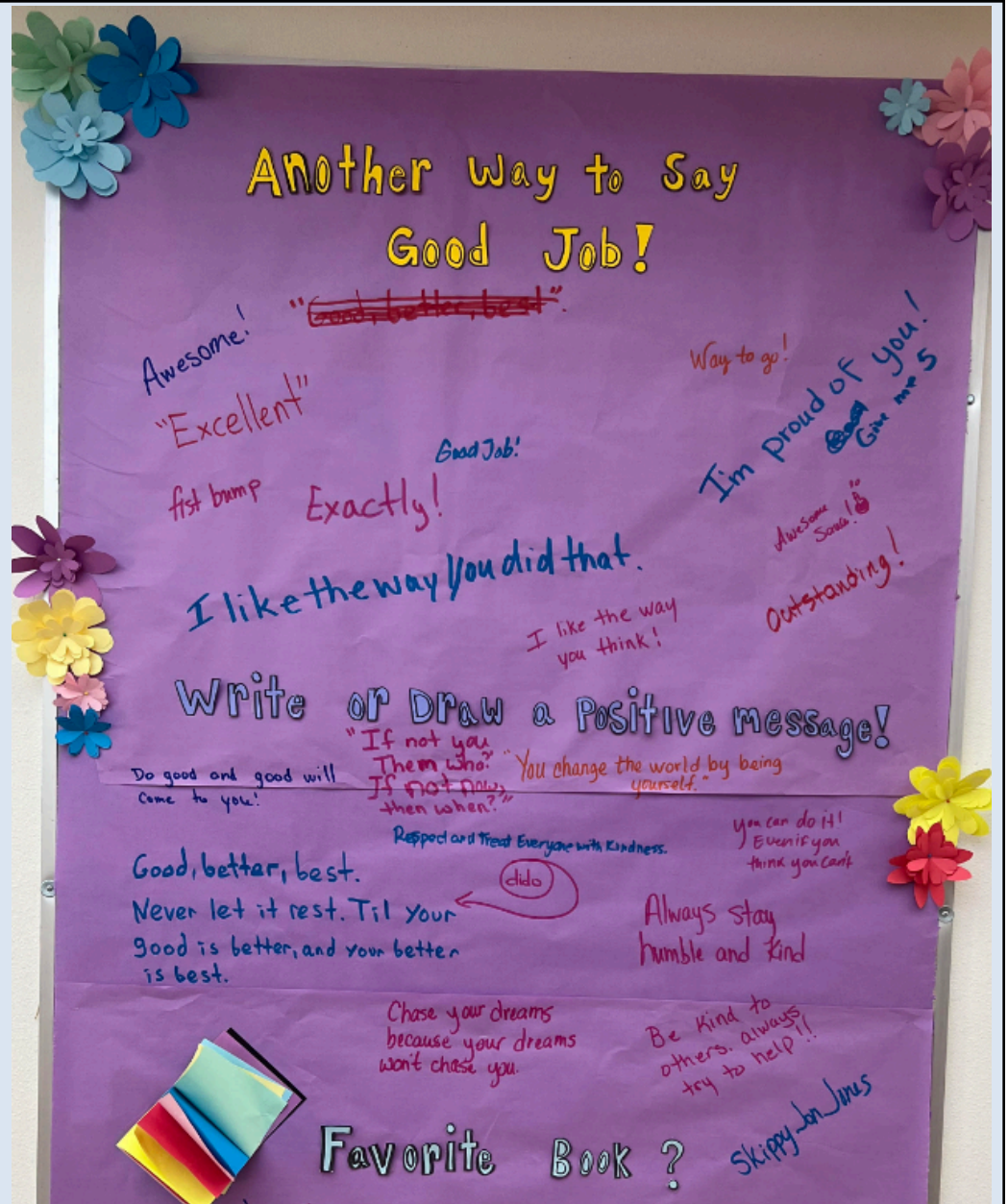
Celebrations











# of New Students, Drop-Out Students (and why), & Withdrawals	New Students - 4 Drop out withdrawals - 1 transferred to Parkview
# of Bulling Incidents	Zero incidents
# of Fights, Discipline Referrals, and Police Action	Zero