

YouTube: General Information

Please contact your [Digital Literacy Partner](#) for further support.

General Information

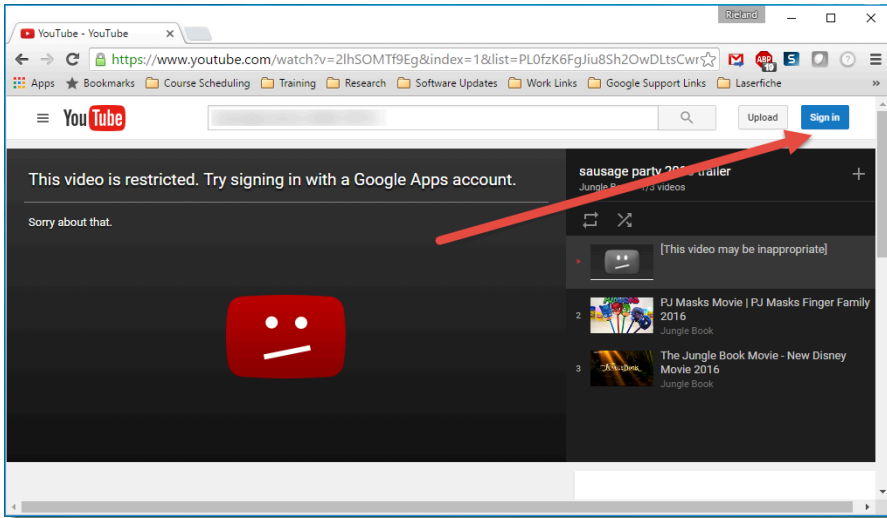
- [Login to YouTube](#)
- [Accessing YouTube Videos](#)
- [Banner Status](#)
- [YouTube Access Rights Summary](#)
- [Students Need Access to a Video](#)

YouTube Troubleshooting

- [YouTube Troubleshooting: Branded Channels](#)
The majority of YouTube issues are resolved using the troubleshooting steps in this document. Start with this doc if you are having issues.
 - [YouTube Troubleshooting: Videos won't play from Docs or Slides](#)
 - [YouTube Troubleshooting: Microsoft PowerPoint Presentations](#)
-

Log in to YouTube

YouTube is now filtered to show approved content to your classes.



To **Sign In**, click the blue box in the upper right corner.



Seeing this? Click the blue **Sign in** button at the top right. (Works for other error messages too!)

Using the Chrome Browser? Login and Youtube will auto-populate your credentials. If you are using any other browser besides Chrome (Internet Explorer, Safari, etc.), you will be asked to enter your universal ID and password.


Please note that if you create a [branded channel](#), that will become the default account when you log in to YouTube. [Read detailed instructions to change your default account here.](#)

Accessing YouTube videos

If you access an embedded video and see that error page above, click **Watch on YouTube** at the lower right, sign in at the top right corner, and the video will become available. An example would be located at sitebuilder.adams12.org, on the Training Videos tab. ⇒ ⇒ ⇒ ⇒


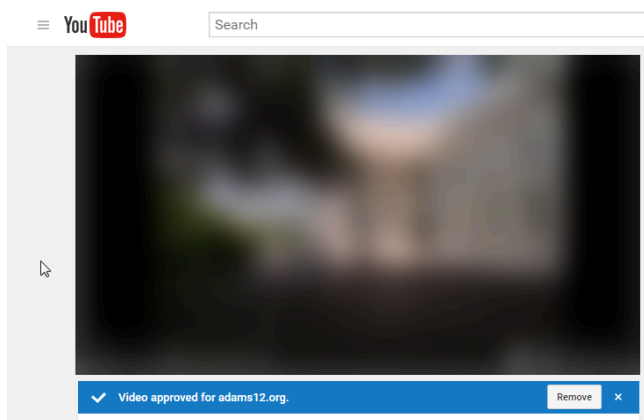
Google has pre-approved a large number of educational channels and as a result, this resource comes pre-stocked with a wealth of information. Adams 12 staff can approve individual videos or entire channels.

Staff are either given **Unrestricted Access** (at the ESC and SSC) or **Can Approve Videos** (school-based staff), which also comes with unrestricted access. Students are assigned **Strict Restricted Access**, meaning they can view only videos that Google has pre-approved, or videos approved by an Adams 12 staff member.



Staff will see a blue banner underneath each video.

Or at the top of the Channel.



Banner Status

- **Video/Channel not approved for adams12.org.** There is a button labeled **Approve**. Click Approve to make this video or channel available to students.
 - All staff can already see this video; it is not necessary to click approve to show the video to students or another staff member. If you are a staff member and you are given rights to approve, then you also have unrestricted access to all videos.
- **Video/Channel approved for adams12.org.** There is a button labeled **Remove**. Click Remove to prevent students from watching this video or all videos in this channel.

Before clicking the Remove button...

Videos or channels that could be perceived as inappropriate may have been approved by another staff member. Currently, there is no feature available to approve videos or channels for specific grade levels. A video or channel containing content considered acceptable at the high school grade levels may not be appropriate for elementary grade levels, but that may not always mean the video or channel should be removed.

If there are any questions or concerns about inappropriate content, please submit a ticket to the IT Service Desk for additional research. When a video or channel is approved, a log file entry is recorded that tells who approved the video and when. Learning Services or the Service Desk can follow up with the person who approved the video or channel.

If a video or channel is removed, there is no log file entry to track this. If you previously approved a video or channel that is no longer approved, simply click the button to Approve it again.

The banner can be closed temporarily by clicking the X on the right, however, if you navigate back to this video or refresh the browser, the banner will return.

YouTube Access Rights Summary

- There is no grade-leveling available for videos. If a video is approved, it will be viewable by all grade levels.

Rights	Staff	9-12	6-8	pk-5
Unrestricted Viewing Rights	✓			
Can Approve* Videos for students to view	✓			
Strict Restricted Access (Can view Google Approved videos/channels)		✓		
Strict Restricted Access (Can view AD12 approved videos)		✓		
No YouTube Access			✓	✓

*Approve a Video:

- Members of the Google Classroom Teachers Google Group automatically receive Can Approve Videos rights, as well. (Membership in this Google Group is automatic the first time you create a Google Classroom.)
 - Clicking the Approve button means that students will have access to view that video.
 - Staff will not need to approve a video to watch it.
-

K-8 Students need access to a video: Options

- Share video with the whole class
- Use [SafeYouTube.net](#) to create an add free, link free video link. These links can be posted on classroom webpages, hyperdocs or projected to enter manually.

We are so glad your YouTube issue was resolved!

Please contact the IT Helpdesk with any additional questions you may have.