





# Kindergarten Weekly Plan

May 4th-May 8th

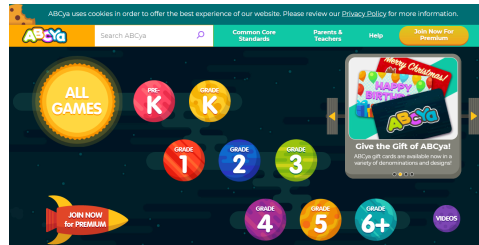
	Monday 5/4	Tuesday 5/5	Wednesday 5/6	Thursday 5/7	Friday 5/8
<b>Weekly Announcements &amp; Read Alouds</b>	<a href="#">Announcements</a>	<a href="#">"Take Care, Good Knight" by Shelley Moore Thomas; Read by Mrs. Peterson</a>	<a href="#">"The Gruffalo" by Julia Donaldson Read by Mrs. Peterson</a>	<a href="#">Announcements</a>	<b>Catch Up Day!</b>  Your teacher will be reaching out to your child/family to check in.  If you have any questions, please feel free to reach out at any time!  <b>Send a picture or video of your hard work to your teacher in an email or on remind.com</b>
<b>Reading</b>	 <b>Read for 30 minutes</b> (on Epic or reading other books) <a href="#">Link to Epic</a>  Students may read to themselves, listen to reading, or be read to for these minutes.	 <b>Read for 20 minutes</b> (on Epic or reading other books) <a href="#">Link to Epic</a>  Students may read to themselves, listen to reading, or be read to for these minutes.	 <b>Read for 30 minutes</b> (on Epic or reading other books) <a href="#">Link to Epic</a>  Students may read to themselves, listen to reading, or be read to for these minutes.	 <b>Read for 20 minutes</b> (on Epic or reading other books) <a href="#">Link to Epic</a>  Students may read to themselves, listen to reading, or be read to for these minutes.	
<b>Phonics</b>	Phonemic Awareness Heggerty Lesson  <a href="#">Link</a>	Blending Lines Week 29  <a href="#">Link</a>	Phonemic Awareness Heggerty Lesson  <a href="#">Link</a>	Blending Lines Week 29  <a href="#">Link</a>	
<b>Sight words</b>	Use shaving cream on the bathtub wall or a cookie sheet to practice your sight words.  <b>went, ask, going, saw</b>	Play sight word flip: lay six cards with sight words face down in a line. Roll a dice and turn over the corresponding card. Say the word and it stays up, not right? Turn it over and roll again. Play until all words are face up!  <b>went, ask, going, saw (are, have)</b>	Use Legos to "build" your words. Don't have Legos? Use small snacks such as marshmallows or cereal.  <b>went, ask, going, saw</b>	Write a sentence using each word. Choose one and draw a picture to go with it.  <b>went, ask, going, saw</b>	
<b>Writing</b>	Use a magazine or newspaper: cut out and glue letters on a		Fix these sentences by writing them correctly on a piece of paper.		

	piece of paper to spell your first and last name. Challenge yourself to make only the first letter capital and the rest lowercase.		did you see it can we go do you like this		
<b>Math</b>	 <p>Work on <a href="#">Dreambox</a> math for 30 minutes.</p>	<b>Investigations Math Game</b> Play Build and Remove <a href="#">link for game</a>	 <p>Work on <a href="#">Dreambox</a> math for 30 minutes.</p>	<b>Activity:</b> Pour a small amount of cereal in a bowl. Sort them by type. Create patterns using the cereal. ABABAB ABBABB AABAAB	
<b>Science/ Social Studies</b>		<b>Mystery Science</b> Video link: <a href="#">Why do birds lay eggs in the spring?</a>		<b>Mystery Science</b> Video link: <a href="#">Have you ever watched a storm?</a>	

<b>Dreambox Login Info:</b>  Works with a web browser (like Chrome) Available as an iPad app  School Code: akrv/xjky  Teacher Code:	<b>Epic Login Info:</b>  Works with a web browser (like Chrome) Available as an iPad app.  Class Code: (add individual teacher code here)
--	--

Choose an activity from the  
[May Specials Board](#)  
 each day!


## Just for Fun - Extra Activities



[Abcya](https://www.abcya.com/)



[PBS Kids Games](https://www.pbs.org/kids/games/)



[AES Reading Website](https://www.aesreading.com/)



[Highlights for Kids](https://www.highlights.com/kids/)