

Solo Hardcore('nerfed' towers) strat

UNKNOWN GARDEN Version: [HERE](#).






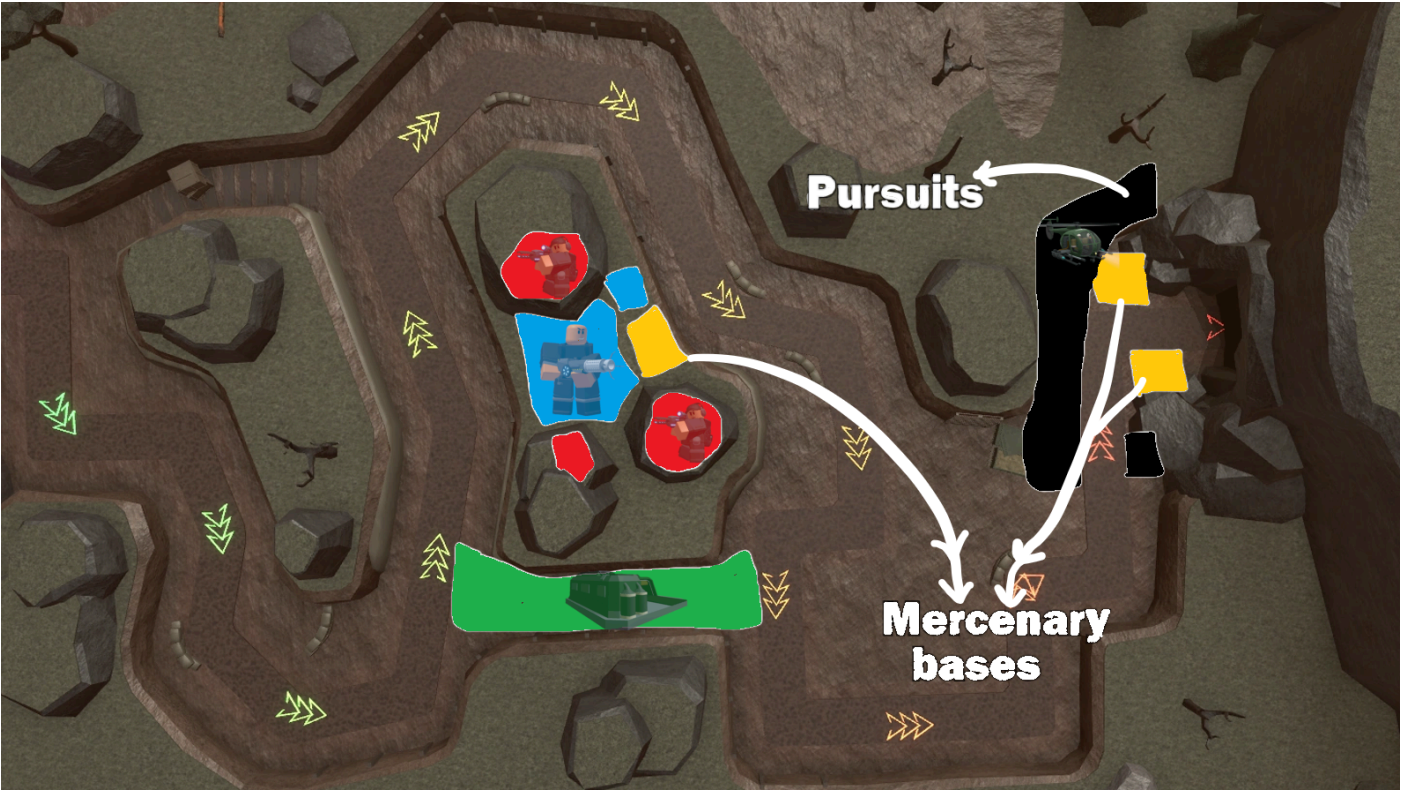
Credits: Creator: @experigamer2468 on Roblox, @hamsandwich_theorem on Discord

Notes(Important)

- Must be in [Paradoxum Group](#) for an extra 100\$.
- Place and upgrade the first 4 military bases quickly to not leak HP.
- Skip waves 12 & 13 as soon as possible (or) turn on autoskip for waves 12 & 13.
- Place the first ranger ASAP after skipping wave 13.
- **Ensure to place all towers within the range of mercenary bases for the damage buff**(military bases can optionally be placed near mercenary bases but space is limited)
- Reposition Pursuits carefully. Spamming reposition too fast can lead to Pursuits patrolling an undesigned spot.

Loadout

Difficulty: **Easy**. POV: [CLICK HERE](#).

<p>Difficulty: Easy. POV: CLICK HERE.</p>				
				
Important	Strategy			
Placement Map				

Waves: 1 - 11	<ul style="list-style-type: none"> Place 4 Lvl1 Military bases one by one
Waves: 12-15	<ul style="list-style-type: none"> Skip waves 12 & 13 ASAP(or turn on autoskip for waves 12 & 13) Place 1 Lvl0 Ranger ASAP Note: You WILL leak some Balloons, but you will survive
Waves: 15-31	<ul style="list-style-type: none"> Place 1 Lvl1 Military base Upgrade Ranger to Lvl1 Upgrade 1 Military base to Lvl4 directly Upgrade 4 Military bases to Lvl4(Lvl1→Lvl2→Lvl3→Lvl4). See POV if needed Note: Use Airstrikes on Problematic enemies like Shadow bosses
Waves: 31-36	<ul style="list-style-type: none"> Place 7 Lvl1 Rangers(Lvl0→Lvl1) Place 1 Lvl4 Mercenary Base near the Rangers, set all 3 slots to Riot Guards Note: Use Airstrikes on Problematic enemies like Shadow Bosses, Fallen Titans, Mystery Bosses, and the Grave Digger.
Waves 36-45	<ul style="list-style-type: none"> Upgrade 8 Rangers to Lvl2 Place 2 Mercenary Bases in the back of the map and upgrade to Lvl4(set all to Riot Guards) Place 6 Lvl3 Pursuits and move them to the front of the map(reposition Pursuits in case enemies push far) Max out all Military bases Note: Use Airstrikes on Problematic enemies like Lead Balloons, Mystery Bosses & Slow Kings
Waves 45-50	<ul style="list-style-type: none"> Upgrade all mercenary bases to Lvl5 and pick 8 Riot Guards & 1 Field Medic Place 5 Lvl3 Accelerators(Lvl0→Lvl1→Lvl2→Lvl3) Upgrade all Rangers to Lvl3 Upgrade all Pursuits to Lvl4(TOP PATH),(reposition Pursuits in case enemies push far) Upgrade all Accelerators to Lvl4 Max out Pursuits, Mercenary bases, Rangers, and Accelerators in that order Note: Use Airstrikes on Problematic enemies like Souls & Necromancer bosses Note: Use Airdrop ability when required, especially when a circuit boosts enemies FOR WAVE 50: Spam Military base & Mercenary base abilities, and once only the Void Reaver is left, regularly reposition pursuits so they are always attacking the Void Reaver. Micro accelerators once the Void Reaver is out of range.

Common Issues(DM on Discord to share any issues!)

Waves	Reasons
1-11	<ul style="list-style-type: none">Did not place Lvl1 Military bases one by one
12-15	<ul style="list-style-type: none">Did not skip waves 12 & 13 quicklyDid not place Lvl0 Ranger quickly
15-31	<ul style="list-style-type: none">Upgraded Military bases differently than the strategy(do see POV video if needed)
31-36	<ul style="list-style-type: none">(Usually no problem, will be updated if required)
36-45	<ul style="list-style-type: none">(Again, usually no issue)
45-49	<ul style="list-style-type: none">Did not reposition Pursuits in case many enemies push far
50	<ul style="list-style-type: none">Did not regularly move Pursuits to always target the Void ReaverDid not micro accelerators

Proof



More Triumphs!

DM @hamsandwich_theorem on Discord with your screenshot & Roblox user to submit wins.
(new submissions will be rotated every so often)

@CrazRexx on Roblox, @CrazRex on YouTube



@GenioButKfc on Roblox



@Levik20 on Roblox



@XFlamezXPlayz on Roblox



& many more!