

Course Updates for Summer 2, 2018 Term

For the Summer 2 term, there are several changes that will take place in two stages. Please refer to the stages below for specifics on what will be changing on each specific date.

Table of Contents

[Stage 1: June 29, 2018 Updates](#)

- [New Design Coming to Your Courses!](#)
- [Navigating in the New Design](#)
- [Preview of the New Design by Program](#)
- [New Way to Access Joule Grader](#)
- [Other Changes](#)

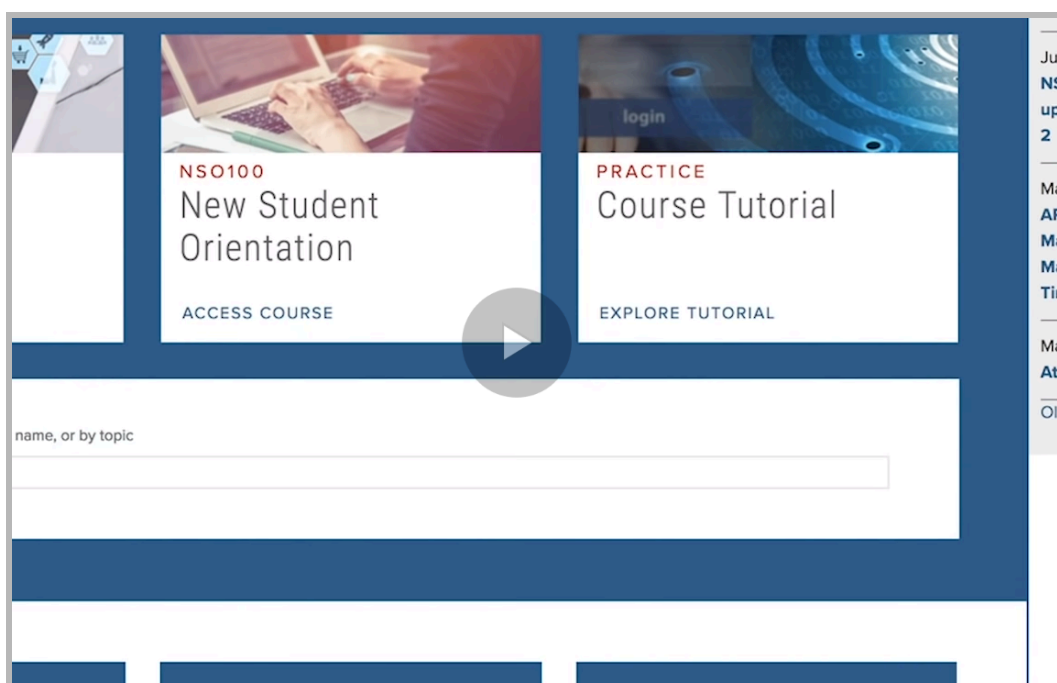
[Stage 2: July 12, 2018 Updates](#)

- [Better Calendar Management](#)
- [Easier Activity Navigation](#)

Stage 1: June 29, 2018 Updates

On June 29th, we enabled a new design that was applied to your Summer 2 courses and the page from where you access them. To see what is changing, make sure to watch the Summer 2 Course Updates video as well as read highlights about the changes.

Summer 2 Course Updates



[Play Video](#)

I. New Design Coming to Your Courses!

Azusa Pacific University System

LOS ANGELES PACIFIC UNIVERSITY

ASSIGNMENT HELP APU LIBRARY TECH SUPPORT **LOG IN**

B

MY Dashboard
VIEW DASHBOARD

NLO100 New Learner Orientation
ACCESS COURSE

PRACTICE Course Tutorial
EXPLORE TUTORIAL

SYLLABI
Search for syllabi by course code, by name, or by topic
Search

C

Getting Started

LEARN
Course Tutorial
NAV100 New Learner Orientation

FACULTY AND STAFF
Meet The Faculty
Meet The Staff
FACT100 Faculty Orientation

Resources

BOOKS
University Bookstore
APU Library

FORMS AND DOCUMENTS
Academic Calendar
Academic Policies
Academic Forms
Disability Accommodations
Withdrawal Form
Title IX

Student Links

IMPORTANT PLACES
my.lapu.edu
learner.lapu.edu
University Email

GET HELP
Technical Support
Prayer Requests
Self-Help Resources
Request Tutoring
Learner Resources

LATEST NEWS

3:21 PM, Jun 14
NSO100 Orientation Course link updated for new students in Summer 2

12:50 PM, Mar 14
APU Library Maintenance, Tomorrow, March 8, 5:00 AM–7:00 AM & Friday, March 9, 5:00 AM–7:00 AM Pacific Time

12:21 PM, Mar 14
Attention Undergraduate students!

Older topics ...

A. Logging in to your courses

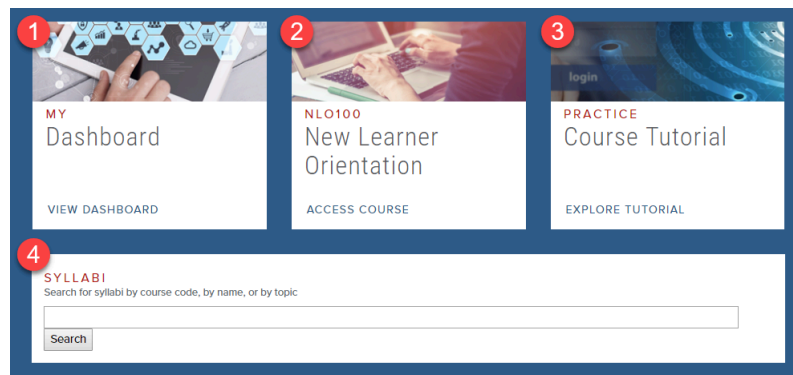
ASSIGNMENT HELP APU LIBRARY TECH SUPPORT **LOG IN**

LATEST NEWS

3:21 PM, Jun 14
NSO100 Orientation Course link updated for new students in Summer 2

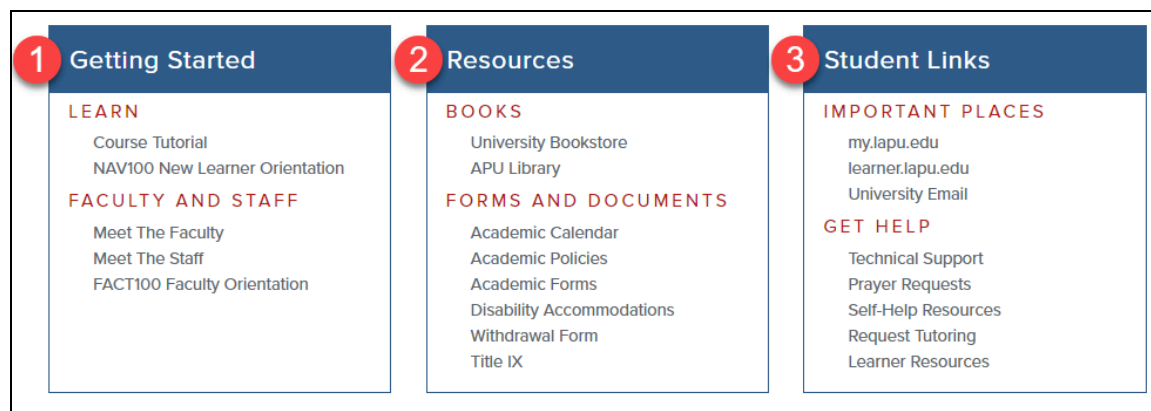
- To login to your courses, select the Log In button in the upper right of the screen. This will redirect you to a secure login page where you can enter your credentials.

B. Accessing key resources




1. My Dashboard: Access your My Dashboard page
2. New Student Orientation: Access the New Student Orientation course
3. Course Tutorial: Access the interactive Course Tutorial
4. Syllabi: Search for course syllabi

C. Additional Important Resources and Links



1. Getting Started: Links to resources to help you get started at LPU
2. Resources: Links to the bookstore, library, as well as important forms and documents
3. Student Links: Linked resources specifically geared toward students

II. Navigating in the New Design

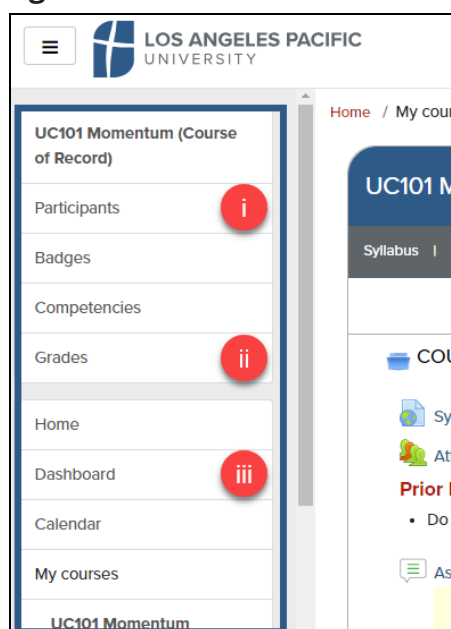


A. All New Sliding Navigation Menu

The all-new Nav menu combines navigation to weekly folders, grades, access to the calendar, and links to your courses. **(See Figure 1)**

- i. Participants: Access the course participants list. The link currently on the right side of your courses will not be available after the update.
- ii. Grades: Access your grades - The grade link currently on the left column of your courses will not be available after the update.
- iii. Dashboard: Access your My Dashboard page

Figure 1

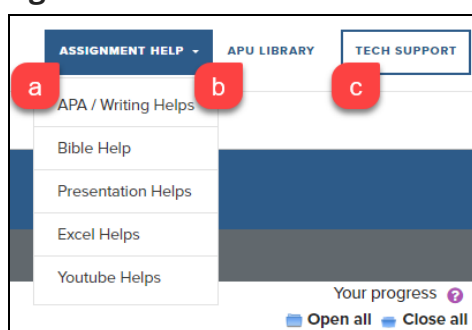


B. Assignment Helps

Provide access to the following resources **(see Figure 2)**

- a. Assignment Helps
Students can gain access to assignment helps, for all types of assignments, from anywhere within the course.
- b. APU Library
- c. Technical support

Figure 2



C. Alerts & Messages

- Select the Bell icon to access to course notifications (**see Figure 3**)
- Select the Conversation icon to access the messaging system and new messages.
The messages link provides quick alerts to new messages and easy access to retrieve them.
The messaging icon will be replacing the messages block, currently available on the right column of current courses.

Figure 3



III. Preview of the New Design by Program









Depending on the course(s) that you are enrolled in, the theme will be styled differently. The following are previews of what your course will look like depending on the course's program.

A. Preview of theme for the following programs

- Bachelor of Arts in Management (BAM)
- Bachelor of Science in Information Systems (BSIS)
- Bachelor of Science in Organizational Leadership (BSOL)

MGT390 Project and Change Management

Home Syllabus Course Info Ask the Prof Announcements Community Getting Help Tech Support Support Resources

WEEK 1  Project Management & Information Technology Advanced Forum: 1 Assignment: 1 Progress: 0 / 2	WEEK 2  The Project Management Process Advanced Forum: 1 Assignment: 1 Quiz: 1 Progress: 0 / 3	WEEK 3  Project Integration & Project Scope Advanced Forum: 1 Assignment: 1 Quiz: 1 Progress: 0 / 3	WEEK 4  Project Time Management Advanced Forum: 1 Assignment: 1 Progress: 0 / 2
WEEK 5  Project Cost & Quality Advanced Forum: 1 Assignment: 1 Quiz: 1 Progress: 0 / 3	WEEK 6  Project Human Resource Management & Communications Advanced Forum: 1 Assignment: 1 Quiz: 1 Progress: 0 / 3	WEEK 7  Project Risk Management Advanced Forum: 1 Assignment: 1 Progress: 0 / 2	WEEK 8  Project Procurement Management Advanced Forum: 1 Assignment: 1 Quiz: 1 Progress: 0 / 3

B. Preview of theme for the following programs

- Master of Arts in Psychology (MAP)
- Master of Public Health (MPH)

Azusa Pacific University System

LOS ANGELES PACIFIC UNIVERSITY

ASSIGNMENT HELPS ACCESS APU LIBRARY TECHNICAL SUPPORT

UC Course Portal / Courses / SU(2) 2018 / Graduate Theme / Master of Public Health (MPH) / MPH625 Disease Invest (010) SU2 2018


MPH625 Disease Investigation and Mitigation

Home | Syllabus | Announcements | Ask the Prof | Community | Resources | Prof Info | Course Help | Dashboard |

Open all Close all


WEEK 1

The Importance of Public Health Research

 It is important to become familiar with the history and significance of the field of public health and how professionals within this field assist with disease control and prevention efforts. Public health systems often provide communities with the knowledge and resources needed to promote disease prevention, health promotion, and preparation to address both acute and chronic diseases and threats to individuals' health status.

WEEK 2

Disease Prevention

 Methods applied for disease control and prevention could range from understanding how well public health officials educate target populations on how infectious diseases could spread, behavior modification, sanitation, and personal hygiene. Infectious diseases can be spread in many ways both directly and indirectly, including by air, animal to animal, insect bites, skin contact, infected blood, and other infected bodily fluids.

C. Preview of theme for all other programs.

UC101 Momentum: Success in the University

Syllabus | Professor Info | Ask the Prof | Community | Announcements | Getting Help |

Your progress ?

Open all Close all

- COURSE INFORMATION
- SUPPORT RESOURCES
- WEEK 1

Momentum For The Journey

Welcome to UC101: Momentum! This course lays a strong foundation for a successful transition to college by... [Read more](#) (opens in new window).

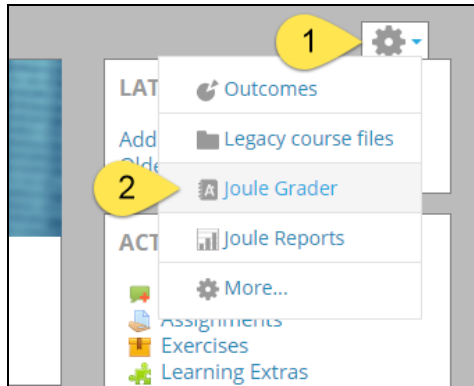
Accessing The Integrated E-Textbook

- The e-textbook for this course is integrated for viewing in your course shell in a web browser or on a mobile device or your computer's desktop using the VitalSource Bookshelf app.
- You can complete a direct purchase or rental of the e-textbook version for this course, even before your course begins. Otherwise, you can wait until you have access to your course shell to purchase or rent the e-textbook following steps

IV. New Way to Access Joule Grader

- Joule Grade can now be found in the Gear menu in the upper right of the page (**see Figure 4**)
 - a. To access, select the **gear icon** in the upper-right, above the Latest New block
 - b. In the drop-down menu, select **Joule Grader**

Figure 4



V. Other Changes

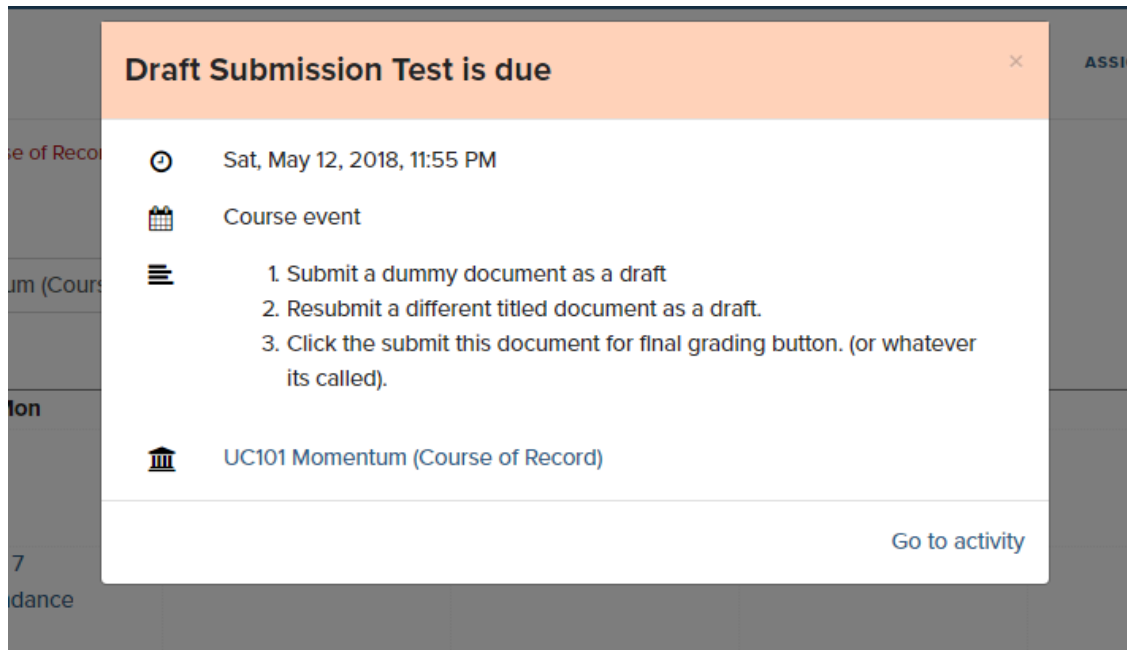
- These style changes will not be implemented in your Summer 1 term course(s). Only Summer 2 courses, as well as any future terms, will use the new course styling.
- Regardless of the course(s) you are enrolled in, non-course pages, such as your profile, dashboard, and calendar, will be converted to the new courses design on June 29th.
- Course blocks can no longer be collapsed or docked. The new course style minimizes the need for as many blocks by providing alternative access points, as highlighted in the previous information.

Stage 2: July 12, 2018 Updates

On July 12th, the site where you access your courses was updated to bring new functionality and features to your courses. The following will highlight the changes that were made.

I. Better Calendar Management

- You can now easily manage calendar events in a popup window. Calendar improvements also include drag and drop support event update, which allows you to easily change events created manually in the calendar by dragging and dropping them to the new date.



II. Easier Activity Navigation

- At the bottom of each assignment activity, you will be able to find 'Previous' and 'Next' links, along with a jump-to menu make navigating around courses easier and more intuitive.

