

K-12 —

Highlighted Tool

*for the North Carolina Standard Course of Study
English Language Arts*

**— VERTICAL
PROGRESSION**

Table of Contents

Foundational Skills	2
Reading Literature	4
Reading Informational Text	10
Writing	16
Speaking and Listening	26
Language	31

Purpose:

This Highlighted Standards Progression Tool provides a vertical view of the *NC Standard Course of Study for English Language Arts, K-12* (2017). These standards will be implemented in all North Carolina schools beginning in the 2018-19 school year.

This resource allows educators to see how each standard changes and builds from grade-to-grade as they progress towards career and college readiness. By using the vertical progression educators are able to determine if instruction is aligned to grade-level expectations.

English Language Arts Standards for Reading Foundational Skills

RF.K.1 Demonstrate understanding of the organization and basic features of print.

- Follow words from left to right, top to bottom, and page by page.
- Recognize that spoken words are represented in written language by specific sequences of letters.
- Understand that words are separated by spaces in print.
- Recognize and name all upper- and lowercase letters of the alphabet.

RF.1.1 Demonstrate understanding of the organization and basic features of print.

- Recognize and use capitalization and ending punctuation.

RF.K.2 Print upper- and lowercase letters.

RF.1.2 Print all upper- and lowercase letters legibly.

RF.2.2 Print all upper- and lowercase letters legibly and proportionally.

RF.3.2 Create readable documents with legible handwriting (manuscript and cursive).

RF.4.2 Create readable documents through legible handwriting (cursive).

RF.5.2 Create readable documents through legible handwriting (cursive).

RF.K.3 Demonstrate understanding of spoken words, syllables, and sounds (phonemes).

- Recognize and produce rhyming words.
- Count, pronounce, blend, and segment syllables in spoken words.
- Blend and segment onsets and rimes of single-syllable spoken words.
- Isolate and pronounce the initial, medial vowel, and final sounds (phonemes) in three-phoneme (consonant-vowel-consonant, or CVC) words. (This does not include CVCs ending with /l/, /r/, or /x/.)
- Add or substitute individual sounds (phonemes) in simple, one-syllable words to make new words.

RF.1.3 Demonstrate understanding of spoken words, syllables, and sounds (phonemes).

- Distinguish long from short vowel sounds in spoken single-syllable words.
- Orally produce single-syllable words by blending sounds (phonemes), including consonant blends.
- Isolate and pronounce initial, medial vowel, and final sounds (phonemes) in spoken single-syllable words.
- Segment spoken single-syllable words into their complete sequence of individual sounds (phonemes).

RF.K.4 Know and apply grade-level phonics and word analysis skills in decoding words.

- Demonstrate basic knowledge of one-to-one letter-sound correspondences by producing the primary sound or many of the most frequent sounds for each consonant.
- Associate the long and short sounds with common spellings (graphemes) for the five major vowels.
- Read common high-frequency words by sight.
- Distinguish between similarly spelled words by identifying the sounds of the letters that differ.

RF.1.4 Know and apply grade-level phonics and word analysis skills in decoding words.

- Know the spelling-sound correspondences for common consonant digraphs.
- Decode regularly spelled one-syllable words.

-
- c. Know final -e and common vowel team conventions for representing long vowel sounds.
 - d. Use knowledge that every syllable must have a vowel sound to determine the number of syllables in a printed word.
 - e. Decode two-syllable words following basic patterns by breaking the words into syllables.
 - f. Read words with inflectional endings.
 - g. Recognize and read grade-appropriate irregularly spelled words.
-

RF.2.4 Know and apply grade-level phonics and word analysis skills in decoding words.

- a. Distinguish long and short vowels when reading regularly spelled one-syllable words.
 - b. Know spelling-sound correspondences for additional common vowel teams.
 - c. Decode regularly spelled two-syllable words with long vowels.
 - d. Decode words with common prefixes and suffixes.
 - e. Identify words with inconsistent but common spelling-sound correspondences.
 - f. Recognize and read grade-appropriate irregularly spelled words.
-

RF.3.4 Know and apply grade-level phonics and word analysis skills in decoding words.

- a. Identify and know the meaning of the most common prefixes and derivational suffixes.
 - b. Decode words with common Latin suffixes.
 - c. Decode multisyllabic words.
 - d. Read grade-appropriate irregularly spelled words.
-

RF.4.4 Know and apply grade-level phonics and word analysis skills in decoding words.

- a. Use combined knowledge of all letter-sound correspondences, syllabication patterns, and morphology to read accurately unfamiliar multisyllabic words in context and out of context.
-

RF.5.4 Know and apply grade-level phonics and word analysis skills in decoding words.

- a. Use combined knowledge of all letter-sound correspondences, syllabication patterns, and morphology to read accurately unfamiliar multisyllabic words in context and out of context.
-

RF.K.5 Read emergent-reader texts with purpose and understanding.

RF.1.5 Read with sufficient accuracy and fluency to support comprehension.

- a. Read on-level text with purpose and understanding.
 - b. Read on-level text orally with accuracy, appropriate rate, and expression on successive readings.
 - c. Use context to confirm or self-correct word recognition and understanding, rereading as necessary.
-

RF.2.5 Read with sufficient accuracy and fluency to support comprehension.

- a. Read on-level text with purpose and understanding.
 - b. Read on-level text orally with accuracy, appropriate rate, and expression on successive readings.
 - c. Use context to confirm or self-correct word recognition and understanding, rereading as necessary.
-

RF.3.5 Read with sufficient accuracy and fluency to support comprehension.

- a. Read on-level text with purpose and understanding.
 - b. Read on-level prose and poetry orally with accuracy, appropriate rate, and expression on successive readings.
 - c. Use context to confirm or self-correct word recognition and understanding, rereading as necessary.
-

RF.4.5 Read with sufficient accuracy and fluency to support comprehension.

- a. Read on-level text with purpose and understanding.
 - b. Read on-level prose and poetry orally with accuracy, appropriate rate, and expression on successive readings.
 - c. Use context to confirm or self-correct word recognition and understanding, rereading as necessary.
-

RF.5.5 Read with sufficient accuracy and fluency to support comprehension.

- a. Read on-level text with purpose and understanding.
-

-
- b. Read on-level prose and poetry orally with accuracy, appropriate rate, and expression on successive readings.
 - c. Use context to confirm or self-correct word recognition and understanding, rereading as necessary.
-

English Language Arts Standards for Reading Literature

RL.K.1 With prompting and support, ask and answer questions about key details in a text.

RL.1.1 Ask and answer questions about key details in a text.

RL.2.1 Ask and answer such questions as *who, what, where, when, why, and how* to demonstrate understanding of key details in a text.

RL.3.1 Ask and answer questions to demonstrate understanding of a text, referring explicitly to the text as the basis for the answers.

RL.4.1 Refer to details and examples in a text when explaining what the text says explicitly and when drawing inferences from the text.

RL.5.1 Quote accurately from a text when explaining what the text says explicitly and when drawing inferences from the text.

RL.6.1 Cite textual evidence to support analysis of what the text says explicitly as well as inferences drawn from the text.

RL.7.1 Cite several pieces of textual evidence to support analysis of what the text says explicitly as well as inferences drawn from the text.

RL.8.1 Cite textual evidence that most strongly supports an analysis of what the text says explicitly as well as inferences drawn from the text.

RL.9-10.1 Cite strong and thorough textual evidence to support analysis of what the text says explicitly as well as inferences drawn from the text.

RL.11-12.1 Cite strong and thorough textual evidence to support analysis of what the text says explicitly as well as inferences drawn from the text, including determining where the text leaves matters uncertain.

RL.K.2 With prompting and support, retell familiar stories, including key details.

RL.1.2 Retell stories, including key details, and demonstrate understanding of their central message or lesson.

RL.2.2 Recount stories, including fables and folktales from diverse cultures, and determine their central message, lesson, or moral.

RL.3.2 Recount stories, including fables, folktales, and myths from diverse cultures; determine the central message, lesson, or moral and explain how it is conveyed through key details in the text.

RL.4.2 Determine a theme of a story, drama, or poem from details in the text; summarize the text.

RL.5.2 Determine a theme of a story, drama, or poem from details in the text, including how characters in a story or drama respond to challenges or how the speaker in a poem reflects upon a topic; summarize the text.

RL.6.2 Determine a theme of a text and how it is conveyed through particular details; provide a summary of the text distinct from personal opinions or judgments.

RL.7.2 Determine a theme of a text and analyze its development over the course of the text; provide an objective summary of the text.

RL.8.2 Determine a theme of a text and analyze its development over the course of the text, including its relationship to the characters, setting, and plot; provide an objective summary of the text.

RL.9-10.2 Determine a theme of a text and analyze in detail its development over the course of the text, including how it emerges and is shaped and refined by specific details; provide an objective summary of the text.

RL.11-12.2 Determine two or more themes of a text and analyze their development over the course of the text, including how they interact and build on one another to produce a complex account; provide an objective summary of the text.

RL.K.3 With prompting and support, identify characters, settings, and major events in a story.

RL.1.3 Describe characters, settings, and major events in a story, using key details.

RL.2.3 Describe how characters in a story respond to major events and challenges.

RL.3.3 Describe characters in a story and explain how their actions contribute to the sequence of events.

RL.4.3 Describe in depth a character, setting, or event in a story or drama, drawing on specific details in the text.

RL.5.3 Compare and contrast two or more characters, settings, or events in a story or drama, drawing on specific details in the text.

RL.6.3 Describe how a particular story's or drama's plot unfolds in a series of episodes as well as how the characters respond or change as the plot moves toward a resolution.

RL.7.3 Analyze how particular elements of a story or drama interact.

RL.8.3 Analyze how particular lines of dialogue or incidents in a story or drama propel the action, reveal aspects of a character, or provoke a decision.

RL.9-10.3 Analyze how complex characters develop over the course of a text, interact with other characters, and advance the plot or develop the theme.

RL.11-12.3 Analyze the impact of the author's choices regarding how to develop and relate elements of a story or drama.

RL.K.4 With prompting and support, ask and answer questions about words in a text that suggest feelings or appeal to the senses.

RL.1.4 Identify words and phrases in stories or poems that suggest feelings or appeal to the senses.

RL.2.4 Describe how words and phrases supply rhythm and meaning in a story, poem, or song.

RL.3.4 Determine the meaning of words and phrases as they are used in a text, identifying words that impact the meaning in a text.

RL.4.4 Determine the meaning of words and phrases as they are used in a text, including words that affect meaning and tone.

RL.5.4 Determine the meaning of words and phrases as they are used in a text, recognizing specific word choices that contribute to meaning and tone.

RL.6.4 Determine the meaning of words and phrases as they are used in a text; analyze the impact of a specific word choice on meaning and tone.

RL.7.4 Determine the meaning of words and phrases as they are used in a text; analyze the impact of rhymes and repetitions of sounds on meaning and tone in a specific line or section of a literary work.

RL.8.4 Determine the meaning of words and phrases as they are used in a text; analyze the impact of specific word choices on meaning and tone, including analogies or allusions to other texts.

RL.9-10.4 Determine the meaning of words and phrases as they are used in the text; analyze the cumulative impact of specific word choices on meaning and tone.

RL.11-12.4 Determine the meaning of words and phrases as they are used in the text; analyze the impact of specific word choices on meaning and tone, including words with multiple meanings or language that is particularly engaging.

RL.K.5 Recognize common types of texts.

RL.1.5 Explain major differences between books that tell stories and books that give information.

RL.2.5 Describe the overall structure of a story, including describing how the beginning introduces the story, the events unfold in the middle, and the ending concludes the action.

RL.3.5 Refer to parts of stories, dramas, and poems when writing or speaking about a text, using terms such as chapter, scene, and stanza; describe how each successive part builds on earlier sections.

RL.4.5 Explain major differences between poems, drama, and prose, and refer to the structural elements of poems and drama when writing or speaking about a text.

RL.5.5 Explain how chapters, scenes, or stanzas provide the overall structure of a particular story, drama, or poem.

RL.6.5 Analyze how a particular sentence, chapter, scene, or stanza fits into the overall structure of a text and contributes to the development of the theme, setting, or plot.

RL.7.5 Analyze how a drama's or poem's (or other literary genre's) form or structure contributes to its meaning.

RL.8.5 Compare and contrast the structure of two or more texts and analyze how the differing structure of each text contributes to its meaning and style.

RL.9-10.5 Analyze how an author's choices concerning how to structure a text, order events within it, and manipulate time create effects such as mystery, tension, or surprise.

RL.11-12.5 Analyze how an author's choices concerning how to construct specific parts of a text contribute to its overall structure and meaning as well as its effect on the reader.

RL.K.6 With prompting and support, define the role of the author and illustrator in telling the story.

RL.1.6 Identify who is telling the story at various points in a text.

RL.2.6 Distinguish differences in the points of view of characters, including by speaking in a different voice for each character when reading dialogue aloud.

RL.3.6 Distinguish their own point of view from that of the narrator or those of the characters.

RL.4.6 Compare and contrast the point of view from which different stories are narrated, including the difference between first- and third-person narrations.

RL.5.6 Describe how a narrator's or speaker's point of view influences how events are described.


RL.6.6 Explain how an author develops the point of view of the narrator or speaker in a text.

RL.7.6 Analyze how an author develops and contrasts the perspectives of different characters in a text.

RL.8.6 Analyze how differences in the perspectives of the characters and the audience or reader create such effects as suspense or humor.

RL.9-10.6 Analyze a particular perspective or cultural experience reflected in a work of literature from outside the United States, drawing on a wide reading of world literature.

RL.11-12.6 Analyze a case in which grasping perspective requires distinguishing what is directly stated in a text from what is really meant.



RL.K.7 With prompting and support, describe how the words and illustrations work together to tell a story.

RL.1.7 Use illustrations and details in a story to describe its characters, setting, or events.

RL.2.7 Use information gained from the illustrations and words in a print or digital text to demonstrate understanding of its characters, setting, or plot.

RL.3.7 Explain how specific aspects of a text's illustrations contribute to what is conveyed by the words in a story.

RL.4.7 Make connections between the text of a story or drama and a visual or oral presentation of the text, identifying where each version reflects specific descriptions and directions in the text.

RL.5.7 Analyze how visual and multimedia elements contribute to the meaning, tone, or aesthetics of a text.


RL.6.7 Compare and contrast the experience of reading a story, drama, or poem to listening to or viewing an audio, video, or live version of the text, including contrasting what they "see" and "hear" when reading the text to what they perceive when they listen or watch.

RL.7.7 Compare and contrast a written story, drama, or poem to its audio, filmed, staged, or multimedia version, analyzing the effects of techniques unique to each medium.

RL.8.7 Analyze the extent to which a filmed or live production of a story or drama stays faithful to or departs from the text or script, evaluating the choices made by the director or actors.

RL.9-10.7 Analyze the representation of a subject or a key scene in two different artistic mediums, including what is emphasized or absent in each treatment.

RL.11-12.7 Analyze multiple interpretations of a story, drama, or poem, evaluating how each version interprets the source text.



K-12 Not applicable to literature.

RL.K.9 With prompting and support, compare and contrast the adventures and experiences of characters in familiar stories.

RL.1.9 Compare and contrast the adventures and experiences of characters in stories.

RL.2.9 Compare and contrast two or more versions of the same story by different authors or from different cultures.

RL.3.9 Compare and contrast the themes, settings, and plots of stories written by the same author about the same or similar characters.

RL.4.9 Compare and contrast the use of similar themes and topics and patterns of events in stories, myths, and traditional literature from different cultures.

RL.5.9 Compare and contrast stories in the same genre on their approaches to similar themes and topics.

RL.6.9 Compare and contrast texts in different forms or genres in terms of their approaches to similar themes and topics.

RL.7.9 Compare and contrast a fictional portrayal of a time, place, or character and a historical account of the same period as a means of understanding how authors of fiction use or alter history.

RL.8.9 Analyze how a modern work of fiction draws on themes, patterns of events, or character types from myths, traditional stories, or religious works, including describing how the material is rendered new.

RL.9-10.9 Analyze how an author adopts or adapts source material in a specific work.

RL.11-12.9 Analyze how two or more texts from the same period treat similar themes or topics and compare the approaches the authors take.

RL.K.10 Actively engage in group reading activities with purpose and understanding.

RL.1.10 With prompting and support, read and understand literature of appropriate complexity for grade 1 for sustained periods of time.

RL.2.10 By the end of grade 2, read and understand literature within the 2-3 text complexity band proficiently and independently for sustained periods of time. Connect prior knowledge and experiences to text.

RL.3.10 By the end of grade 3, read and understand literature at the high end of the 2-3 text complexity band proficiently and independently for sustained periods of time. Connect prior knowledge and experiences to text.

RL.4.10 By the end of grade 4, read and understand literature within the 4-5 text complexity band proficiently and independently for sustained periods of time. Connect prior knowledge and experiences to text.

RL.5.10 By the end of grade 5, read and understand literature at the high end of the 4-5 text complexity band proficiently and independently for sustained periods of time. Connect prior knowledge and experiences to text.

RL.6.10 By the end of grade 6, read and understand literature within the 6-8 text complexity band proficiently and independently for sustained periods of time. Connect prior knowledge and experiences to text.

RL.7.10 By the end of grade 7, read and understand literature within the 6-8 text complexity band proficiently and independently for sustained periods of time. Connect prior knowledge and experiences to text.

RL.8.10 By the end of grade 8, read and understand literature at the high end of the 6-8 text complexity band proficiently and independently for sustained periods of time. Connect prior knowledge and experiences to text.

RL.9-10.10 By the end of grade 9, read and understand literature within the 9-10 text complexity band proficiently and independently for sustained periods of time. Connect prior knowledge and experiences to text.

By the end of grade 10, read and understand literature at the high end of the 9-10 text complexity band proficiently and independently for sustained periods of time. Connect prior knowledge and experiences to text.

RL.11-12.10 By the end of grade 11, read and understand literature within the 11-12 text complexity band proficiently and independently for sustained periods of time. Connect prior knowledge and experiences to text.

By the end of grade 12, read and understand literature at the high end of the 11-12 text complexity band proficiently and independently for sustained periods of time. Connect prior knowledge and experiences to text.

English Language Arts Standards for Reading Informational Text

RI.K.1 With prompting and support, ask and answer questions about key details in a text.

RI.1.1 Ask and answer questions about key details in a text.

RI.2.1 Ask and answer such questions as *who, what, where, when, why, and how* to demonstrate understanding of key details in a text.

RI.3.1 Ask and answer questions to demonstrate understanding of a text, referring explicitly to the text as the basis for the answers.

RI.4.1 Refer to details and examples in a text when explaining what the text says explicitly and when drawing inferences from the text.

RI.5.1 Quote accurately from a text when explaining what the text says explicitly and when drawing inferences from the text.

RI.6.1 Cite textual evidence to support analysis of what the text says explicitly as well as inferences drawn from the text.

RI.7.1 Cite several pieces of textual evidence to support analysis of what the text says explicitly as well as inferences drawn from the text.

RI.8.1 Cite textual evidence that most strongly supports an analysis of what the text says explicitly as well as inferences drawn from the text.

RI.9-10.1 Cite strong and thorough textual evidence to support analysis of what the text says explicitly as well as inferences drawn from the text.

RI.11-12.1 Cite strong and thorough textual evidence to support analysis of what the text says explicitly as well as inferences drawn from the text, including determining where the text leaves matters uncertain.

RI.K.2 With prompting and support, identify the main topic and retell key details of a text.

RI.1.2 Identify the main topic and retell key details of a text.

RI.2.2 Identify the main topic of a multi-paragraph text as well as the focus of specific paragraphs within the text.

RI.3.2 Determine the main idea of a text; recount the key details and explain how they support the main idea.

RI.4.2 Determine the main idea of a text and explain how it is supported by key details; summarize the text.

RI.5.2 Determine two or more main ideas of a text and explain how they are supported by key details; summarize the text.

RI.6.2 Determine a central idea of a text and how it is conveyed through particular details; provide a summary of the text distinct from personal opinions or judgments.

RI.7.2 Determine two or more central ideas in a text and analyze their development over the course of the text; provide an objective summary of the text.

RI.8.2 Determine a central idea of a text and analyze its development over the course of the text, including its relationship to supporting ideas; provide an objective summary of the text.

RI.9-10.2 Determine a central idea of a text and analyze its development over the course of the text, including **how it emerges and is shaped and refined by specific details**; provide an objective summary of the text.

RI.11-12.2 Determine **two or more central ideas** of a text and analyze **their** development over the course of the text, including **how they interact and build on one another to provide a complex analysis**; provide an objective summary of the text.

RI.K.3 **With prompting and support**, describe the connection between two individuals, events, ideas, or pieces of information in a text.

RI.1.3 Describe the connection between two individuals, events, ideas, or pieces of information in a text.

RI.2.3 Describe the connection between **a series of historical** events, **scientific** ideas or **concepts**, or **steps in technical procedures** in a text.

RI.3.3 Describe the relationship between a series of historical events, scientific ideas or concepts, or steps in technical procedures in a text, **using language that pertains to time, sequence, and cause/effect**.

RI.4.3 **Explain** events, procedures, ideas, or concepts in a historical, scientific, or technical text, **including what happened and why, based on specific information** in the text.

RI.5.3 Explain **the relationships or interactions between two or more individuals**, events, ideas, or concepts in a historical, scientific, or technical text based on specific information in the text.

RI.6.3 **Analyze in detail how a key individual, event, or idea is introduced, illustrated, and elaborated in a text**.

RI.7.3 Analyze **the interactions between individuals, events, and ideas** in a text.

RI.8.3 Analyze **how a text makes connections among and distinctions between** individuals, ideas, or events.

RI.9-10.3 Analyze how **the author unfolds an analysis or series of ideas or events including the order in which the points are made, how they are introduced and developed, and the connections that are drawn between them**.

RI.11-12.3 Analyze **a complex set of ideas or sequence of events and explain how specific individuals, ideas, or events interact and develop over the course of the text**.

RI.K.4 **With prompting and support**, ask and answer questions about words in a text.

RI.1.4 Ask and answer questions **to help determine or clarify the meaning of** words **and phrases** in a text.

RI.2.4 **Determine** the meaning of words and phrases in a text **relevant to a grade 2 topic or subject area**.

RI.3.4 Determine the meaning of **general academic and domain-specific** words and phrases in a text relevant to a grade **3** topic or subject area.

RI.4.4 Determine the meaning of general academic and domain-specific words or phrases in a text relevant to a grade **4** topic or subject area.

RI.5.4 Determine the meaning of general academic and domain-specific words and phrases in a text relevant to a grade **5** topic or subject area.

RI.6.4 Determine the meaning of words and phrases as they are used in a text; analyze the impact of a specific word choice on meaning.

RI.7.4 Determine the meaning of words and phrases as they are used in a text; analyze the impact of a specific word choice on meaning and tone.

RI.8.4 Determine the meaning of words and phrases as they are used in a text; analyze the impact of specific word choices on meaning and tone, including analogies or allusions to other texts.

RI.9-10.4 Determine the meaning of words and phrases as they are used in a text; analyze the cumulative impact of specific word choices on meaning and tone.

RI.11-12.4 Determine the meaning of words and phrases as they are used in a text; analyze how an author uses and refines the meaning of a key term or terms over the course of a text.

RI.K.5 Identify the front cover, back cover, and title page of a book.

RI.1.5 Know and use various text features to locate key facts or information in a text.

RI.2.5 Know and use various text features to locate key facts or information in a text efficiently.

RI.3.5 Use text features and search tools to locate information relevant to a given topic efficiently.

RI.4.5 Describe the overall structure of events, ideas, concepts, or information in a text or part of a text.

RI.5.5 Compare and contrast the overall structure of events, ideas, concepts, or information in two or more texts.

RI.6.5 Analyze how a particular sentence, paragraph, chapter, or section fits into the overall structure of a text and contributes to the development of the ideas.

RI.7.5 Analyze the structure an author uses to organize a text, including how the major sections contribute to the whole and to the development of the ideas.

RI.8.5 Analyze in detail the structure of a specific paragraph in a text, including the role of particular sentences in developing and refining a key concept.

RI.9-10.5 Analyze how an author's ideas or claims are developed and refined by particular sentences, paragraphs, or larger portions of a text.

RI.11-12.5 Analyze and evaluate the effectiveness of the structure an author uses in his or her exposition or argument, including whether the structure makes points clear, convincing, and engaging.

RI.K.6 With prompting and support, define the role of the author and illustrator in presenting the ideas or information in a text.

RI.1.6 Distinguish between information provided by pictures or other illustrations and information provided by the words in a text.

RI.2.6 Identify the author's main purpose of a text, including what the author wants to answer, explain, or describe.

RI.3.6 Distinguish their own point of view from that of the author of a text.

RI.4.6 Compare and contrast a firsthand and secondhand account of the same event or topic; describe the differences in focus and the information provided.

RI.5.6 Analyze multiple accounts of the same event or topic, noting important similarities and differences in the point of view they represent.


RI.6.6 Determine an author's point of view or purpose in a text and explain how it is conveyed in the text.

RI.7.6 Determine an author's point of view or purpose in a text and analyze how the author distinguishes his or her position from that of others.

RI.8.6 Determine an author's point of view or purpose in a text and analyze how the author acknowledges and responds to conflicting evidence or viewpoints.

RI.9-10.6 Determine an author's point of view or purpose in a text and analyze how an author uses rhetoric to advance that point of view or purpose.

RI.11-12.6 Determine an author's point of view or purpose in a text in which the rhetoric is particularly effective, analyzing how style and content contribute to the power, and/or persuasiveness of the text.



RI.K.7 With prompting and support, describe how the words and illustrations work together to provide information.

RI.1.7 Use the illustrations and details in a text to describe its key ideas.

RI.2.7 Explain how specific images contribute to and clarify a text.

RI.3.7 Use information gained from illustrations and the words in a text to demonstrate understanding of the text.

RI.4.7 Interpret information presented visually, orally, or quantitatively and explain how the information contributes to an understanding of the text in which it appears.

RI.5.7 Draw on information from multiple print or digital sources, demonstrating the ability to locate an answer to a question or to solve a problem efficiently.

RI.6.7 Integrate information presented in different media or formats, including visually and quantitatively, as well as in words to develop a coherent understanding of a topic or issue.

RI.7.7 Compare and contrast a text to an audio, video, or multimedia version of the text, analyzing each medium's portrayal of the subject.

RI.8.7 Evaluate the advantages and disadvantages of using different mediums to present a particular topic or idea.

RI.9-10.7 Analyze various accounts of a subject told in different mediums, determining which details are emphasized in each account.

RI.11-12.7 Integrate and evaluate multiple sources of information presented in different media or formats, including visually and quantitatively, as well as in words in order to address a question or solve a problem.

RI.K.8 Begins in grade 1.

RI.1.8 With guidance and support, identify the reasons an author gives to support ideas in a text.

RI.2.8 Identify the reasons an author gives to support ideas in a text.

RI.3.8 Describe how the author connects ideas between sentences and paragraphs to support specific points in a text.

RI.4.8 Explain how an author uses reasons and evidence to support particular points in a text.

RI.5.8 Explain how an author uses reasons and evidence to support particular points in a text, identifying which reasons and evidence support which point(s).

RI.6.8 Trace and evaluate the argument and specific claims in a text, distinguishing claims that are supported by reasons and evidence from claims that are not.

RI.7.8 Trace and evaluate the argument and specific claims in a text, assessing whether the reasoning is sound and the evidence is relevant and sufficient to support the claims.

RI.8.8 Delineate and evaluate the argument and specific claims in a text, assessing whether the reasoning is sound and the evidence is relevant and sufficient; recognize when irrelevant evidence is introduced.

RI.9-10.8 Delineate and evaluate the argument and specific claims in a text, assessing whether the reasoning is valid and the evidence is relevant and sufficient; identify false statements and fallacious reasoning.

RI.11-12.8 Delineate and evaluate the reasoning in influential U.S. and/or British texts, including the premises, purposes, and arguments in works of public advocacy.

RI.K.9 With prompting and support, identify basic similarities in and differences between two texts on the same topic.

RI.1.9 Identify basic similarities in and differences between two texts on the same topic.

RI.2.9 Compare and contrast the most important points presented by two texts on the same topic.

RI.3.9 Compare and contrast the most important points and key details presented in two texts on the same topic.

RI.4.9 Integrate information from two texts on the same topic in order to write or speak about the subject knowledgeably.

RI.5.9 Integrate information from several texts on the same topic in order to write or speak about the subject knowledgeably.

RI.6.9 Compare and contrast one author's presentation of events with that of another.

RI.7.9 Analyze how two or more authors writing about the same topic shape their presentations of key information by emphasizing different evidence or advancing different interpretations of facts.

RI.8.9 Analyze a case in which two or more texts provide conflicting information on the same topic and identify where the texts disagree on matters of fact or interpretation.

RI.9-10.9 Analyze influential documents of historical and literary significance, including how they address related themes and concepts.

RI.11-12.9 Analyze foundational U.S. and/or British documents of historical and literary significance for their themes, purposes, and rhetorical features.

RI.K.10 Actively engage in group reading activities with purpose and understanding.

RI.1.10 With prompting and support, read and understand informational texts appropriately complex for grade 1 for sustained periods of time.

RI.2.10 By the end of grade 2, read and understand informational texts within the 2-3 text complexity band proficiently and independently for sustained periods of time. Connect prior knowledge and experiences to text.

RI.3.10 By the end of grade 3, read and understand informational texts at the high end of the 2-3 text complexity band proficiently and independently for sustained periods of time. Connect prior knowledge and experiences to text.

RI.4.10 By the end of grade 4, read and understand informational texts within the 4-5 text complexity band proficiently and independently for sustained periods of time. Connect prior knowledge and experiences to text.

RI.5.10 By the end of grade 5, read and understand informational texts at the high end of the 4-5 text complexity band proficiently and independently for sustained periods of time. Connect prior knowledge and experiences to text.

RI.6.10 By the end of grade 6, read and understand informational texts within the 6-8 text complexity band proficiently and independently for sustained periods of time. Connect prior knowledge and experiences to text.

RI.7.10 By the end of grade 7, read and understand informational texts within the 6-8 text complexity band proficiently and independently for sustained periods of time. Connect prior knowledge and experiences to text.

RI.8.10 By the end of grade 8, read and understand informational texts at the high end of the 6-8 text complexity band proficiently and independently for sustained periods of time. Connect prior knowledge and experiences to text.

RI.9-10.10 By the end of grade 9, read and understand informational texts within the 9-10 text complexity band proficiently and independently for sustained periods of time. Connect prior knowledge and experiences to text.

By the end of grade 10, read and understand informational texts at the high end of the 9-10 text complexity band proficiently and independently for sustained periods of time. Connect prior knowledge and experiences to text.

RI.11-12.10 By the end of grade 11, read and understand informational texts within the 11-12 text complexity band proficiently and independently for sustained periods of time. Connect prior knowledge and experiences to text.

By the end of grade 12, read and understand informational texts at the high end of the 11-12 text complexity band proficiently and independently for sustained periods of time. Connect prior knowledge and experiences to text.

English Language Arts Standards for Writing

W.K.1 Use a combination of drawing, dictating, and writing to compose opinion pieces in which they tell a reader the topic or the name of the book they are writing about and state an opinion or preference about the topic or book.

- a. With guidance and support from adults, respond to questions and suggestions from adults and/or peers and add details to strengthen writing as needed.

W.1.1 Write opinion pieces in which they introduce the topic or name the book they are writing about, state an opinion, supply a reason for the opinion, and provide closure.

- a. With guidance and support from adults, organize information and ideas around a topic to plan and prepare to write.
- b. With guidance and support from adults, focus on a topic, respond to questions and suggestions from peers, and add details to strengthen writing as needed.

W.2.1 Write opinion pieces in which they introduce the topic or book they are writing about, state an opinion, supply reasons that support the opinion, use linking words to connect opinion and reasons, and provide a concluding statement or section.

- a. With guidance and support from adults, organize information and ideas around a topic to plan and prepare to write.
- b. With guidance and support from adults and peers, focus on a topic and strengthen writing as needed by revising and editing.

W.3.1 Write opinion pieces on topics or texts, supporting a point of view with reasons.

- a. Organize information and ideas around a topic to plan and prepare to write.
- b. Introduce the topic or text they are writing about, state an opinion, and create an organizational structure that lists reasons.
- c. Provide reasons that support the opinion.
- d. Use linking words and phrases to connect opinion and reasons.
- e. Provide a concluding statement or section.
- f. With guidance and support from peers and adults, develop and strengthen writing as needed by revising and editing, with consideration to task and purpose.

W.4.1 Write opinion pieces on topics or texts, supporting a point of view with reasons and information.

- a. Organize information and ideas around a topic to plan and prepare to write.
- b. Introduce a topic or text clearly, state an opinion, and create an organizational structure in which related ideas are grouped to support the writer's purpose.
- c. Provide reasons that are supported by facts and details.
- d. Link opinion and reasons using words and phrases.
- e. Provide a concluding statement or section related to the opinion presented.
- f. With guidance and support from peers and adults, develop and strengthen writing as needed by revising and editing, with consideration to task, purpose, and audience.

W.5.1 Write opinion pieces on topics or texts, supporting a point of view with reasons and information.

- a. Organize information and ideas around a topic to plan and prepare to write.
 - b. Introduce a topic or text clearly, state an opinion, and create an organizational structure in which ideas are logically grouped to support the writer's purpose.
 - c. Provide logically ordered reasons that are supported by facts and details.
 - d. Link opinion and reasons using words, phrases, and clauses.
 - e. Provide a concluding statement or section related to the opinion presented.
 - f. With guidance and support from peers and adults, develop and strengthen writing as needed by revising, editing, rewriting, or trying a new approach, with consideration to task, purpose, and audience.
-

W.6.1 Write arguments to support claims with clear reasons and relevant evidence.

- a. Organize information and ideas around a topic to plan and prepare to write.
- b. Introduce claim(s) and organize the reasons and evidence clearly.
- c. Support claim(s) with clear reasons and relevant evidence, using credible sources and demonstrating an understanding of the topic or text.
- d. Use words, phrases, and clauses to clarify the relationships among claim(s) and reasons.
- e. Establish and maintain a formal style.
- f. Provide a concluding statement or section that follows from the argument presented.
- g. With some guidance and support from peers and adults, develop and strengthen writing as needed by revising, editing, rewriting, or trying a new approach, with consideration to task, purpose, and audience.

W.7.1 Write arguments to support claims with clear reasons and relevant evidence.

- a. Organize information and ideas around a topic to plan and prepare to write.
- b. Introduce claim(s), acknowledge alternate or opposing claims, and organize the reasons and evidence logically.
- c. Support claim(s) with logical reasoning and relevant evidence, using accurate, credible sources and demonstrating an understanding of the topic or text.
- d. Use words, phrases, and clauses to create cohesion and clarify the relationships among claim(s), reasons, and evidence.
- e. Establish and maintain a formal style.
- f. Provide a concluding statement or section that follows from and supports the argument presented.
- g. With some guidance and support from peers and adults, develop and strengthen writing as needed by revising, editing, rewriting, or trying a new approach, focusing on how well purpose and audience have been addressed.

W.8.1 Write arguments to support claims with clear reasons and relevant evidence.

- a. Organize information and ideas around a topic to plan and prepare to write.
- b. Introduce claim(s), acknowledge and distinguish the claim(s) from alternate or opposing claims, and organize the reasons and evidence logically.
- c. Support claim(s) with logical reasoning and relevant evidence, using accurate, credible sources and demonstrating an understanding of the topic or text.
- d. Use words, phrases, and clauses to create cohesion and clarify the relationships among claim(s), counterclaims, reasons, and evidence.
- e. Establish and maintain a formal style.
- f. Provide a concluding statement or section that follows from and supports the argument presented.
- g. With some guidance and support from peers and adults, develop and strengthen writing as needed by revising, editing, rewriting, or trying a new approach, focusing on how well purpose and audience have been addressed.

W.9-10.1 Write arguments to support claims in an analysis of substantive topics or texts, using valid reasoning and relevant and sufficient evidence.

- a. Organize information and ideas around a topic to plan and prepare to write.
 - b. Introduce precise claim(s), distinguish the claim(s) from alternate or opposing claims, and create an organization that establishes clear relationships among claim(s), counterclaims, reasons, and evidence.
 - c. Develop claim(s) and counterclaims fairly, supplying evidence for each while pointing out the strengths and limitations of both in a manner that anticipates the audience's knowledge level and concerns.
 - d. Use words, phrases, and clauses to link the major sections of the text, create cohesion, and clarify the relationships between claim(s) and reasons, between reasons and evidence, and between claim(s) and counterclaims.
 - e. Establish and maintain a formal style and objective tone while attending to the norms and conventions of the discipline in which they are writing.
 - f. Provide a concluding statement or section that follows from and supports the argument presented.
 - g. Develop and strengthen writing as needed by revising, editing, rewriting, or trying a new approach, focusing on addressing what is most significant for a specific purpose and audience.
-

W.11-12.1 Write arguments to support claims in an analysis of substantive topics or texts, using valid reasoning and relevant and sufficient evidence.

- a. Organize information and ideas around a topic to plan and prepare to write.
 - b. Introduce precise, knowledgeable claim(s), establish the significance of the claim(s), distinguish the claim(s) from alternate or opposing claims, and create an organization that logically sequences claim(s), counterclaims, reasons, and evidence.
 - c. Develop claim(s) and counterclaims fairly and thoroughly, supplying the most relevant evidence for each while pointing out the strengths and limitations of both in a manner that anticipates the audience's knowledge level, concerns, values, and possible biases.
 - d. Use words, phrases, and clauses as well as varied syntax to link the major sections of the text, create cohesion, and clarify the relationships between claim(s) and reasons, between reasons and evidence, and between claim(s) and counterclaims.
 - e. Establish and maintain a formal style and objective tone while attending to the norms and conventions of the discipline in which they are writing.
 - f. Provide a concluding statement or section that follows from and supports the argument presented.
 - g. Develop and strengthen writing as needed by revising, editing, rewriting, or trying a new approach, focusing on addressing what is most significant for a specific purpose and audience.
-

W.K.2 Use a combination of drawing, dictating, and writing to compose informative/explanatory texts in which they name what they are writing about and supply some information about the topic.

- a. With guidance and support from adults, respond to questions and suggestions from adults and/or peers and add details to strengthen writing as needed.

W.1.2 Write informative/explanatory texts in which they name a topic, supply some facts about the topic, and provide closure.

- a. With guidance and support from adults, organize information and ideas around a topic to plan and prepare to write.
- b. With guidance and support from adults, focus on a topic, respond to questions and suggestions from peers, and add details to strengthen writing as needed.

W.2.2 Write informative /explanatory texts in which they introduce a topic, use facts and definitions to develop points, and provide a concluding statement or section.

- a. With guidance and support from adults, organize information and ideas around a topic to plan and prepare to write.
- b. With guidance and support from adults and peers, focus on a topic and strengthen writing as needed by revising and editing.

W.3.2 Write informative /explanatory texts to examine a topic and convey ideas and information clearly.

- a. Organize information and ideas around a topic to plan and prepare to write.
- b. Introduce a topic and group related information together; include illustrations when useful to aiding comprehension.
- c. Develop the topic with facts, definitions, and details.
- d. Use linking words and phrases to connect ideas within categories of information.
- e. Provide a concluding statement or section.
- f. With guidance and support from peers and adults, develop and strengthen writing as needed by revising and editing, with consideration to task and purpose.

W.4.2 Write informative /explanatory texts to examine a topic and convey ideas and information clearly.

- a. Organize information and ideas around a topic to plan and prepare to write.
-

-
- b. Introduce a topic **clearly** and group related information **in paragraphs and sections**; **include formatting, illustrations, and multimedia** when useful to aiding comprehension.
 - c. Develop the topic with facts, definitions, **concrete details, quotations, or other information and examples related to the topic.**
 - d. **Link ideas** within categories of information **using words and phrases.**
 - e. **Use precise language and domain-specific vocabulary** to inform about or explain the topic.
 - f. Provide a concluding statement or section **related to the information or explanation presented.**
 - g. **With guidance and support from peers and adults,** develop and strengthen writing as needed by revising and editing, with consideration to task, purpose, and audience.
-

W.5.2 Write informative /explanatory texts to examine a topic and convey ideas and information clearly.

- a. Organize information and ideas around a topic to plan and prepare to write.
 - b. Introduce a topic clearly, **provide a general observation and focus,** and group related information **logically**; include formatting, illustrations, and multimedia when useful to aiding comprehension.
 - c. Develop the topic with facts, definitions, concrete details, quotations, or other information and examples related to the topic.
 - d. Link ideas within **and across** categories of information using words, phrases, **and clauses.**
 - e. Use precise language and domain-specific vocabulary to inform about or explain the topic.
 - f. Provide a concluding statement or section related to the information or explanation presented.
 - g. **With guidance and support from peers and adults,** develop and strengthen writing as needed by revising, editing, **rewriting, or trying a new approach,** with consideration to task, purpose, and audience.
-

W.6.2 Write informative/explanatory texts to examine a topic and convey ideas, **concepts,** and information **through the selection, organization, and analysis of relevant content.**

- a. Organize information and ideas around a topic to plan and prepare to write.
 - b. Introduce a topic; **organize ideas, concepts, and information, using strategies such as definition, classification, comparison/contrast, and cause/effect;** include formatting, **graphics,** and multimedia when useful to aiding comprehension.
 - c. Develop the topic with **relevant** facts, definitions, concrete details, quotations, or other information and examples.
 - d. **Use appropriate transitions to clarify the relationships among ideas and concepts.**
 - e. Use precise language and domain-specific vocabulary to inform about or explain the topic.
 - f. **Establish and maintain a formal style.**
 - g. Provide a concluding statement or section **that follows from** the information or explanation presented.
 - h. **With some guidance and support from peers and adults,** develop and strengthen writing as needed by revising, editing, rewriting, or trying a new approach, with consideration to task, purpose, and audience.
-

W.7.2 Write informative/explanatory texts to examine a topic and convey ideas, concepts, and information through the selection, organization, and analysis of relevant content.

- a. Organize information and ideas around a topic to plan and prepare to write.
 - b. Introduce a topic clearly, **previewing what is to follow;** organize ideas, concepts, and information, using strategies such as definition, classification, comparison/contrast, and cause/effect; include formatting, graphics, and multimedia when useful to aiding comprehension.
 - c. Develop the topic with relevant facts, definitions, concrete details, quotations, or other information and examples.
 - d. Use appropriate transitions to **create cohesion and** clarify the relationships among ideas and concepts.
 - e. Use precise language and domain-specific vocabulary to inform about or explain the topic.
 - f. Establish and maintain a formal style.
 - g. Provide a concluding statement or section that follows from **and supports** the information or explanation presented.
 - h. **With some guidance and support from peers and adults,** develop and strengthen writing as needed by revising, editing, rewriting, or trying a new approach, **focusing on how well purpose and audience have been addressed.**
-

W.8.2 Write informative/explanatory texts to examine a topic and convey ideas, concepts, and information through the selection, organization, and analysis of relevant content.

- a. Organize information and ideas around a topic to plan and prepare to write.
- b. Introduce a topic clearly, previewing what is to follow; organize ideas, concepts, and information **into broader categories**; include formatting, graphics, and multimedia when useful to aiding comprehension.
- c. Develop the topic with relevant, **well-chosen** facts, definitions, concrete details, quotations, or other information and examples.
- d. Use appropriate **and varied** transitions to create cohesion and clarify the relationships among ideas and concepts.
- e. Use precise language and domain-specific vocabulary to inform about or explain the topic.
- f. Establish and maintain a formal style.
- g. Provide a concluding statement or section that follows from and supports the information or explanation presented.
- h. **With some guidance and support from peers and adults**, develop and strengthen writing as needed by revising, editing, rewriting, or trying a new approach, focusing on how well purpose and audience have been addressed.

W.9-10.2 Write informative/explanatory texts to examine and convey **complex** ideas, concepts, and information **clearly and accurately through the effective** selection, organization, and analysis of content.

- a. Organize information and ideas around a topic to plan and prepare to write.
- b. Introduce a topic; organize **complex** ideas, concepts, and information **to make important connections and distinctions**; include formatting, graphics, and multimedia when useful to aiding comprehension.
- c. Develop the topic with well-chosen, relevant, **and sufficient** facts, **extended** definitions, concrete details, quotations, or other information and examples **appropriate to the audience's knowledge of the topic**.
- d. Use appropriate and varied transitions **to link the major sections of the text**, create cohesion, and clarify the relationships among **complex** ideas and concepts.
- e. Use precise language and domain-specific vocabulary **to manage the complexity** of the topic.
- f. Establish and maintain a formal style **and objective tone while attending to the norms and conventions of the discipline in which they are writing**.
- g. Provide a concluding statement or section that follows from and supports the information or explanation presented.
- h. Develop and strengthen writing as needed by revising, editing, rewriting, or trying a new approach, focusing on **addressing what is most significant for a specific purpose and audience**.

W.11-12.2 Write informative/explanatory texts to examine and convey complex ideas, concepts, and information clearly and accurately through the effective selection, organization, and analysis of content.

- a. Organize information and ideas around a topic to plan and prepare to write.
 - b. Introduce a topic; organize complex ideas, concepts, and information **so that each new element builds on that which precedes it to create a unified whole**; include formatting, graphics, and multimedia when useful to aiding comprehension.
 - c. Develop the topic **thoroughly by selecting the most significant** and relevant facts, extended definitions, concrete details, quotations, or other information and examples appropriate to the audience's knowledge of the topic.
 - d. Use appropriate and varied transitions **and syntax** to link the major sections of the text, create cohesion, and clarify the relationships among complex ideas and concepts.
 - e. Use precise language, domain-specific vocabulary, **and techniques such as metaphor, simile, and analogy** to manage the complexity of the topic.
 - f. Establish and maintain a formal style and objective tone while attending to the norms and conventions of the discipline in which they are writing.
 - g. Provide a concluding statement or section that follows from and supports the information or explanation presented.
 - h. Develop and strengthen writing as needed by revising, editing, rewriting, or trying a new approach, focusing on addressing what is most significant for a specific purpose and audience.
-

W.K.3 Use a combination of drawing, dictating, and writing to narrate a single event or several loosely linked events, tell about the events in the order in which they occurred, and with guidance and support, provide a reaction to what happened.

- a. With guidance and support from adults, respond to questions and suggestions from adults and/or peers and add details to strengthen writing as needed.

W.1.3 Write narratives in which they recount two or more appropriately sequenced events, include some details regarding what happened, use temporal transition words to signal event order, and provide some sense of closure.

- a. With guidance and support from adults, organize information and ideas around a topic to plan and prepare to write.
- b. With guidance and support from adults, focus on a topic, respond to questions and suggestions from peers, and add details to strengthen writing as needed.

W.2.3 Write narratives in which they recount a well-elaborated event or short sequence of events, include details to describe actions, thoughts, and feelings, use temporal transition words to signal event order, and provide a sense of closure.

- a. With guidance and support from adults, organize information and ideas around a topic to plan and prepare to write.
- b. With guidance and support from adults and peers, focus on a topic and strengthen writing as needed by revising and editing.

W.3.3 Write narratives to develop real or imagined experiences or events using effective technique, descriptive details, and clear event sequences.

- a. Organize information and ideas around a topic to plan and prepare to write.
- b. Establish a situation and introduce a narrator and/or characters; organize an event sequence that unfolds naturally.
- c. Use dialogue and descriptions of actions, thoughts, and feelings to develop experiences and events or show the response of characters to situations.
- d. Use temporal transition words and phrases to signal event order.
- e. Provide a sense of closure.
- f. With guidance and support from peers and adults, develop and strengthen writing as needed by revising and editing, with consideration to task and purpose.

W.4.3 Write narratives to develop real or imagined experiences or events using effective technique, descriptive details, and clear event sequences.

- a. Organize information and ideas around a topic to plan and prepare to write.
- b. Orient the reader by establishing a situation and introducing a narrator and/or characters; organize an event sequence that unfolds naturally.
- c. Use dialogue and description to develop experiences and events or show the responses of characters to situations.
- d. Use a variety of transitional words and phrases to manage the sequence of events.
- e. Use concrete words and phrases and sensory details to convey experiences and events precisely.
- f. Provide a conclusion that follows from the narrated experiences or events.
- g. With guidance and support from peers and adults, develop and strengthen writing as needed by revising and editing, with consideration to task, purpose, and audience.

W.5.3 Write narratives to develop real or imagined experiences or events using effective technique, descriptive details, and clear event sequences.

- a. Organize information and ideas around a topic to plan and prepare to write.
 - b. Orient the reader by establishing a situation and introducing a narrator and/or characters; organize an event sequence that unfolds naturally.
-

-
- c. Use narrative techniques, such as dialogue, description, and pacing to develop experiences and events or show the responses of characters to situations.
 - d. Use a variety of transitional words, phrases, and clauses to manage the sequence of events.
 - e. Use concrete words and phrases and sensory details to convey experiences and events precisely.
 - f. Provide a conclusion that follows from the narrated experiences or events.
 - g. With guidance and support from peers and adults, develop and strengthen writing as needed by revising, editing, rewriting, or trying a new approach, with consideration to task, purpose, and audience.
-

W.6.3 Write narratives to develop real or imagined experiences or events using effective technique, relevant descriptive details, and well-structured event sequences.

- a. Organize information and ideas around a topic to plan and prepare to write.
 - b. Engage and orient the reader by establishing a context and introducing a narrator and/or characters; organize an event sequence that unfolds naturally and logically.
 - c. Use narrative techniques, such as dialogue, pacing, and description, to develop experiences, events, and/or characters.
 - d. Use a variety of transition words, phrases, and clauses to convey sequence and signal shifts from one time frame or setting to another.
 - e. Use precise words and phrases, relevant descriptive details, and sensory language to convey experiences and events.
 - f. Provide a conclusion that follows from the narrated experiences or events.
 - g. With some guidance and support from peers and adults, develop and strengthen writing as needed by revising, editing, rewriting, or trying a new approach, with consideration to task, purpose, and audience.
-

W.7.3 Write narratives to develop real or imagined experiences or events using effective technique, relevant descriptive details, and well-structured event sequences.

- a. Organize information and ideas around a topic to plan and prepare to write.
 - b. Engage and orient the reader by establishing a context and point of view and introducing a narrator and/or characters; organize an event sequence that unfolds naturally and logically.
 - c. Use narrative techniques, such as dialogue, pacing, and description, to develop experiences, events, and/or characters.
 - d. Use a variety of transition words, phrases, and clauses to convey sequence and signal shifts from one time frame or setting to another.
 - e. Use precise words and phrases, relevant descriptive details, and sensory language to capture the action and convey experiences and events.
 - f. Provide a conclusion that follows from and reflects on the narrated experiences or events.
 - g. With some guidance and support from peers and adults, develop and strengthen writing as needed by revising, editing, rewriting, or trying a new approach, focusing on how well purpose and audience have been addressed.
-

W.8.3 Write narratives to develop real or imagined experiences or events using effective technique, relevant descriptive details, and well-structured event sequences.

- a. Organize information and ideas around a topic to plan and prepare to write.
 - b. Engage and orient the reader by establishing a context and point of view and introducing a narrator and/or characters; organize an event sequence that unfolds naturally and logically.
 - c. Use narrative techniques, such as dialogue, pacing, description, and reflection, to develop experiences, events, and/or characters.
 - d. Use a variety of transition words, phrases, and clauses to convey sequence, signal shifts from one time frame or setting to another, and show the relationships among experiences and events.
 - e. Use precise words and phrases, relevant descriptive details, and sensory language to capture the action and convey experiences and events.
 - f. Provide a conclusion that follows from and reflects on the narrated experiences or events.
 - g. With some guidance and support from peers and adults, develop and strengthen writing as needed by revising, editing, rewriting, or trying a new approach, focusing on how well purpose and audience have been addressed.
-

W.9-10.3 Write narratives to develop real or imagined experiences or events using effective technique, well-chosen details, and well-structured event sequences.

- a. Organize information and ideas around a topic to plan and prepare to write.
 - b. Engage and orient the reader by setting out a problem, situation, or observation, establishing one or multiple point(s) of view, and introducing a narrator and/or characters; create a smooth progression of experiences or events.
 - c. Use narrative techniques, such as dialogue, pacing, description, reflection, and multiple plot lines, to develop experiences, events, and/or characters.
 - d. Use a variety of techniques to sequence events so that they build on one another to create a coherent whole.
 - e. Use precise words and phrases, telling details, and sensory language to convey a vivid picture of the experiences, events, setting, and/or characters.
 - f. Provide a conclusion that follows from and reflects on what is experienced, observed, or resolved over the course of the narrative.
 - g. Develop and strengthen writing as needed by revising, editing, rewriting, or trying a new approach, focusing on addressing what is most significant for a specific purpose and audience.
-

W.11-12.3 Write narratives to develop real or imagined experiences or events using effective technique, well-chosen details, and well-structured event sequences.

- a. Organize information and ideas around a topic to plan and prepare to write.
 - b. Engage and orient the reader by setting out a problem, situation, or observation and its significance, establishing one or multiple point(s) of view, and introducing a narrator and/or characters; create a smooth progression of experiences or events.
 - c. Use narrative techniques, such as dialogue, pacing, description, reflection, and multiple plot lines, to develop experiences, events, and/or characters.
 - d. Use a variety of techniques to sequence events so that they build on one another to create a coherent whole and build toward a particular tone and outcome.
 - e. Use precise words and phrases, telling details, and sensory language to convey a vivid picture of the experiences, events, setting, and/or characters.
 - f. Provide a conclusion that follows from and reflects on what is experienced, observed, or resolved over the course of the narrative.
 - g. Develop and strengthen writing as needed by revising, editing, rewriting, or trying a new approach, focusing on addressing what is most significant for a specific purpose and audience.
-

W.K.4 With guidance and support from adults, explore a variety of digital tools and resources to produce and publish writing, either in collaboration with peers or in a whole group setting.

W.1.4 With guidance and support from adults, use a variety of digital tools and resources to produce and publish writing, including in collaboration with peers.

W.2.4 With guidance and support from adults, use a variety of digital tools and resources to produce and publish writing, including in collaboration with peers.

W.3.4 With guidance and support from adults, use digital tools and resources to produce and publish writing (using word processing skills) as well as to interact and collaborate with others.

W.4.4 With some guidance and support from adults, use digital tools and resources to produce and publish writing as well as to interact and collaborate with others; demonstrate sufficient command of word processing skills.

W.5.4 With some guidance and support from adults, use digital tools and resources to produce and publish writing as well as to interact and collaborate with others; demonstrate sufficient command of word processing skills.

W.6.4 Use digital tools and resources to produce and publish writing as well as to interact and collaborate with others; demonstrate sufficient word processing skills.

W.7.4 Use digital tools and resources to produce and publish writing, **link to and cite sources**, and to interact and collaborate with others.

W.8.4 Use digital tools and resources to produce and publish writing **and present the relationships between information and ideas efficiently** as well as to interact and collaborate with others.

W.9-10.4 Use digital tools and resources to produce, publish, **and update individual or shared writing products, taking advantage of technology's capacity to link to other information and to display information flexibly and dynamically.**

W.11-12.4 Use digital tools and resources to produce, publish, and update individual or shared writing products **in response to ongoing feedback, including new arguments or information.**

W.K.5 Participate in shared investigation of grade appropriate topics and writing projects.

W.1.5 Participate in shared **research** and writing projects.

W.2.5 Participate in shared research and writing projects.

W.3.5 **Conduct short** research projects **that build knowledge about a topic.**

W.4.5 Conduct short research projects that build knowledge **through investigation of different aspects of** a topic.

W.5.5 Conduct short research projects that **use several sources** to build knowledge through investigation of different aspects of a topic.

W.6.5 Conduct short research projects **to answer a question, drawing on several sources and refocusing the investigation when appropriate.**

W.7.5 Conduct short research projects to answer a question, drawing on several sources and **generating additional related, focused questions for further research and investigation.**

W.8.5 Conduct short research projects to answer a question **(including a self-generated question)**, drawing on several sources and generating additional related, focused questions **that allow for multiple avenues of exploration.**

W.9-10.5 Conduct short **as well as more sustained** research projects to answer a question (including a self-generated question) **or solve a problem; narrow or broaden the inquiry when appropriate; synthesize multiple sources on the subject, demonstrating understanding of the subject under investigation.**

W.11-12.5 Conduct short as well as more sustained research projects to answer a question (including a self-generated question) or solve a problem; narrow or broaden the inquiry when appropriate; synthesize multiple sources on the subject, demonstrating understanding of the subject under investigation.

W.K.6 **With guidance and support from adults**, recall information from experiences or gather information from provided sources to answer a question.

W.1.6 With guidance and support from adults, recall information from experiences or gather information from provided sources to answer a question.

W.2.6 Recall information from experiences or gather information from provided sources to answer a question.

W.3.6 Recall information from experiences or gather information from print and digital sources; take brief notes on sources and sort evidence into provided categories.

W.4.6 Recall relevant information from experiences or gather relevant information from print and digital sources; take notes and categorize information, and provide a list of sources.

W.5.6 Recall relevant information from experiences or gather relevant information from print and digital sources; summarize or paraphrase information in notes and finished work, and provide a list of sources.

W.6.6 Gather relevant information from multiple print and digital sources; assess the credibility of each source; and quote or paraphrase the data and conclusions of others while avoiding plagiarism and providing basic bibliographic information for sources.

W.7.6 Gather relevant information from multiple print and digital sources, using search terms effectively; assess the credibility and accuracy of each source; and quote or paraphrase the data and conclusions of others while avoiding plagiarism and following a standard format for citation.

W.8.6 Gather relevant information from multiple print and digital sources, using search terms effectively; assess the credibility and accuracy of each source; and quote or paraphrase the data and conclusions of others while avoiding plagiarism and following a standard format for citation.

W.9-10.6 Gather relevant information from multiple authoritative print and digital sources, using advanced searches effectively; assess the usefulness of each source in answering the research question; integrate information into the text selectively to maintain the flow of ideas, avoiding plagiarism and following a standard format for citation.

W.11-12.6 Gather relevant information from multiple authoritative print and digital sources, using advanced searches effectively; assess the strengths and limitations of each source in terms of the task, purpose, and audience; integrate information into the text selectively to maintain the flow of ideas, avoiding plagiarism and overreliance on any one source and following a standard format for citation.

English Language Arts Standards for Speaking and Listening

SL.K.1 Participate in collaborative conversations with diverse partners about kindergarten topics and texts with peers and adults in small and larger groups.

- a. Follow agreed-upon rules for discussions.
- b. Continue a conversation through multiple exchanges.

SL.1.1 Participate in collaborative conversations with diverse partners about **grade 1** topics and texts with peers and adults in small and larger groups.

- a. Follow agreed-upon rules for discussions.
- b. **Build on others' talk** in conversations **by responding to the comments of others** through multiple exchanges.
- c. **Ask questions to clear up any confusion about the topics and texts under discussion.**

SL.2.1 Participate in collaborative conversations with diverse partners about **grade 2** topics and texts with peers and adults in small and larger groups.

- a. Follow agreed-upon rules for discussions.
- b. Build on others' talk in conversations **by linking their comments to the remarks of others.**
- c. Ask **for clarification and further explanation as needed** about the topics and texts under discussion.

SL.3.1 **Engage effectively in a range of** collaborative discussions **(one-on-one, in groups, and teacher-led)** with diverse partners on **grade 3** topics and texts, building on others' ideas and expressing their own clearly.

- a. **Come to discussions prepared, having read or studied required material; explicitly draw on that preparation and other information known about the topic to explore ideas under discussion.**
- b. Follow agreed-upon rules for discussions.
- c. Ask questions **to check understanding of information presented, stay on topic,** and link their comments to the remarks of others.
- d. **Explain their own ideas and understanding in light of the discussion.**

SL.4.1 Engage effectively in a range of collaborative discussions (one-on-one, in groups, and teacher-led) with diverse partners on **grade 4** topics and texts, building on others' ideas and expressing their own clearly.

- a. Come to discussions prepared, having read or studied required material; explicitly draw on that preparation and other information known about the topic to explore ideas under discussion.
- b. Follow agreed-upon rules for discussions **and carry out assigned roles.**
- c. **Pose and respond to specific questions to clarify or follow up on information, and make comments that contribute to the discussion** and link to the remarks of others.
- d. **Review the key ideas expressed** and explain their own ideas and understanding in light of the discussion.

SL.5.1 Engage effectively in a range of collaborative discussions (one-on-one, in groups, and teacher-led) with diverse partners on **grade 5** topics and texts, building on others' ideas and expressing their own clearly.

- a. Come to discussions prepared, having read or studied required material; explicitly draw on that preparation and other information known about the topic to explore ideas under discussion.
- b. Follow agreed-upon rules for discussions and carry out assigned roles.
- c. Pose and respond to specific questions by making comments that contribute to the discussion **and elaborate on** the remarks of others.
- d. Review the key ideas expressed **and draw conclusions** in light of information and knowledge gained from the discussions.

SL.6.1 Engage effectively in a range of collaborative discussions (one on one, in groups, and teacher-led) with diverse partners on **grade 6** topics, texts, and **issues**, building on others' ideas and expressing their own clearly.

- a. Come to discussions prepared, having read or studied required material; explicitly draw on that preparation **by referring to evidence on the topic, text, or issue to probe and reflect on** ideas under discussion.
- b. Follow rules for **collegial** discussions, **set specific goals and deadlines, and define individual roles as needed.**

-
- c. Pose and respond to specific questions **with elaboration and detail** by making comments that contribute to the **topic, text, or issue under discussion**.
 - d. Review the key ideas expressed and **demonstrate understanding of multiple perspectives through reflection and paraphrasing**.
-

SL.7.1 Engage effectively in a range of collaborative discussions (one on one, in groups, and teacher-led) with diverse partners on grade **7** topics, texts, and issues, building on others' ideas and expressing their own clearly.

- a. Come to discussions prepared, having read or **researched** material **under study**; explicitly draw on that preparation by referring to evidence on the topic, text, or issue to probe and reflect on ideas under discussion.
 - b. Follow rules for collegial discussions, **track progress toward** specific goals and deadlines, and define individual roles as needed.
 - c. Pose questions **that elicit elaboration** and respond to others' questions **and comments with relevant observations and ideas that bring the discussion back on topic as needed**.
 - d. **Acknowledge new information** expressed by others and, **when warranted, modify their own views**.
-

SL.8.1 Engage effectively in a range of collaborative discussions (one on one, in groups, and teacher-led) with diverse partners on grade **8** topics, texts, and issues, building on others' ideas and expressing their own clearly.

- a. Come to discussions prepared, having read or researched material under study; explicitly draw on that preparation by referring to evidence on the topic, text, or issue to probe and reflect on ideas under discussion.
 - b. Follow rules for collegial discussions **and decision-making**, track progress toward specific goals and deadlines, and define individual roles as needed.
 - c. Pose questions that **connect the ideas of several speakers** and respond to others' questions and comments with relevant **evidence**, observations, and ideas.
 - d. Acknowledge new information expressed by others, and, when warranted, **qualify or justify** their own views **in light of the evidence presented**.
-

SL.9-10.1 **Initiate and participate** effectively in a range of collaborative discussions (one-on-one, in groups, and teacher-led) with diverse partners on grades **9–10** topics, texts, and issues, building on others' ideas and expressing their own clearly **and persuasively**.

- a. Come to discussions prepared, having read and researched material under study; explicitly draw on that preparation by referring to evidence **from texts and other research on the topic or issue to stimulate a thoughtful, well-reasoned exchange of ideas**.
 - b. **Work with peers to set rules for** collegial discussions and decision-making, clear goals and deadlines, and individual roles as needed.
 - c. **Propel conversations** by posing and responding to questions **that relate the current discussion to broader themes or larger ideas**; **actively incorporate others into the discussion**; and **clarify, verify, or challenge ideas and conclusions**.
 - d. **Respond thoughtfully to diverse perspectives**, summarize points of agreement and disagreement, and, when warranted, qualify or justify their own views **and understanding and make new connections** in light of the evidence **and reasoning** presented.
-

SL.11-12.1 **Initiate and participate** effectively in a range of collaborative discussions (one-on-one, in groups, and teacher-led) with diverse partners on grades **11–12** topics, texts, and issues, building on others' ideas and expressing their own clearly and persuasively.

- a. Come to discussions prepared, having read and researched material under study; explicitly draw on that preparation by referring to evidence from texts and other research on the topic or issue to stimulate a thoughtful, well-reasoned exchange of ideas.
 - b. Work with peers to **promote civil, democratic** discussions and decision-making, set clear goals and deadlines, and **establish** individual roles as needed.
 - c. Propel conversations by posing and responding to questions that **probe reasoning and evidence**; **ensure a hearing for a full range of positions on a topic or issue**; clarify, verify, or challenge ideas and conclusions; and **promote divergent and creative perspectives**.
 - d. Respond thoughtfully to diverse perspectives; **synthesize comments, claims, and evidence made on all sides of an issue**; **resolve contradictions when possible**; and **determine what additional information or research is required to deepen the investigation or complete the task**.
-

SL.K.2 Confirm understanding of a text read aloud or information presented orally or through other media by asking and answering questions about key details and requesting clarification if something is not understood.

SL.1.2 Ask and answer questions about key details in a text read aloud or information presented orally or through other media.

SL.2.2 **Recount or describe** key **ideas** or details from a text read aloud or information presented orally or through other media.

SL.3.2 **Determine the main ideas and supporting details** of a text read aloud or information presented **in diverse media and formats**, including visually, quantitatively, and orally.

SL.4.2 **Paraphrase portions** of a text read aloud or information presented in diverse media and formats, including visually, quantitatively, and orally.

SL.5.2 **Summarize a written** text read aloud or information presented in diverse media and formats, including visually, quantitatively, and orally.

SL.6.2 **Interpret** information presented in diverse media and formats **and explain how it contributes to a topic, text, or issue under study.**

SL.7.2 **Analyze the main ideas and supporting details** presented in diverse media and formats and explain how the ideas **clarify** a topic, text, or issue under study.

SL.8.2 Analyze the **purpose** of information presented in diverse media and formats and **evaluate the motives behind its presentation.**

SL.9-10.2 **Integrate multiple sources** of information presented in diverse media **or** formats, evaluating the **credibility and accuracy of each source.**

SL.11-12.2 **Integrate multiple sources of information presented in diverse formats and media in order to make informed decisions and solve problems**, evaluating the credibility and accuracy of each source **and noting any discrepancies among the data.**

SL.K.3 Ask and answer questions in order to seek help, get information, or clarify something that is not understood.

SL.1.3 Ask and answer questions **about what a speaker says** in order to **gather additional** information or clarify something that is not understood.

SL.2.3 Ask and answer questions about what a speaker says in order to clarify **comprehension**, gather additional information, or **deepen understanding of a topic or issue.**

SL.3.3 Ask and answer questions about information from a speaker, **offering appropriate elaboration and detail.**

SL.4.3 **Identify the reasons and evidence a speaker provides to support particular points.**

SL.5.3 **Summarize the points** a speaker makes and **explain how each claim is supported** by reasons and evidence.


SL.6.3 **Delineate** a speaker's **argument and specific claims, distinguishing claims that are** supported by reasons and evidence **from claims that are not.**

SL.7.3 Delineate a speaker's argument and specific claims, evaluating the soundness of the reasoning and the relevance and sufficiency of the evidence.

SL.8.3 Delineate a speaker's argument and specific claims, evaluating the soundness of the reasoning and relevance and sufficiency of the evidence, and identifying when irrelevant evidence is introduced.

SL.9-10.3 Evaluate a speaker's point of view, reasoning, and use of evidence and rhetoric, identifying any fallacious reasoning or exaggerated or distorted evidence.

SL.11-12.3 Evaluate a speaker's point of view, reasoning, and use of evidence and rhetoric, assessing the stance, premises, links among ideas, word choice, points of emphasis, and tone used.



SL.K.4 Speak audibly and express thoughts, feelings, and ideas clearly.

SL.1.4 Produce complete sentences to describe people, places, things, and events with relevant details, expressing ideas and feelings clearly.

SL.2.4 Tell a story or recount an experience with appropriate facts and relevant, descriptive details, speaking audibly in coherent and complete sentences.

SL.3.4 Report on a topic or text, tell a story, or recount an experience with appropriate facts and relevant, descriptive details, speaking clearly in complete sentences at an understandable pace.

SL.4.4 Report on a topic or text, tell a story, or recount an experience in an organized manner, using appropriate facts and relevant, descriptive details to support main ideas or themes; adjust speech as appropriate to formal and informal discourse.

SL.5.4 Report on a topic or text or present an opinion, sequencing ideas logically and using appropriate facts and relevant, descriptive details to support main ideas or themes; adapt speech to a variety of contexts and tasks.

SL.6.4 Present claims and findings, sequencing ideas logically and using pertinent descriptions, facts, and details to accentuate main ideas or themes; adapt speech to a variety of contexts and tasks.

SL.7.4 Present claims and findings, emphasizing salient points in a focused, coherent manner with pertinent descriptions, facts, details, and examples; adapt speech to a variety of contexts and tasks.

SL.8.4 Present claims and findings, emphasizing salient points in a focused, coherent manner with relevant evidence, sound valid reasoning, and well-chosen details; adapt speech to a variety of contexts and tasks.

SL.9-10.4 Present information, findings, and supporting evidence clearly, concisely, and logically such that listeners can follow the line of reasoning and the organization, development, substance, and style are appropriate to purpose, audience, and task.

SL.11-12.4 Present information, findings, and supporting evidence, conveying a clear and distinct perspective, such that listeners can follow the line of reasoning, alternative or opposing perspectives are addressed, and the organization, development, substance, and style are appropriate to purpose, audience, and a range of formal and informal tasks.

SL.K.5 Add drawings or other visual displays to descriptions as desired to provide additional detail.

SL.1.5 Add drawings or other visual displays to descriptions **when appropriate** to **clarify ideas, thoughts, and feelings.**

SL.2.5 **Create audio recordings of stories or poems**; add drawings or other visual displays to **stories or recounts of experiences** when appropriate to clarify ideas, thoughts, and feelings.

SL.3.5 Create **engaging** audio recordings of stories or poems **that demonstrate fluid reading at an understandable pace**; add visual displays when appropriate **to emphasize or enhance certain facts or details.**

SL.4.5 **Add** audio recordings and visual displays **to presentations** when appropriate **to enhance the development of main ideas or themes.**

SL.5.5 **Include multimedia components** and visual displays in presentations when appropriate to enhance the development of main ideas or themes.

SL.6.5 Include multimedia components and visual displays in presentations to **clarify information.**

SL.7.5 Include multimedia components and visual displays in presentations to clarify **claims and findings and emphasize salient points.**

SL.8.5 **Integrate** multimedia and visual displays into presentations to clarify **information, strengthen** claims and evidence, and add interest.

SL.9-10.5 **Make strategic use of digital media in** presentations to **enhance understanding of findings, reasoning, and evidence** and to add interest.

SL.11-12.5 Make strategic use of digital media in presentations to enhance understanding of findings, reasoning, and evidence and to add interest.

English Language Arts Standards for Language

Language Standards 1 and 2 were revised to include two continuums, one for grammar and one for conventions. The skills within each continuum are arranged by grade band rather than by grade to allow for multiple years of practice, differentiation, and scaffolding, as needed. In the lower grade of the band, the teacher is introducing and modeling the skill. In the higher grade of the band, students are applying the skill to more complex text, as they work toward mastery.

L.K.1 Demonstrate command of the conventions of standard English grammar and usage when writing or speaking; demonstrate proficiency within the K-1 grammar continuum.

L.1.1 Demonstrate command of the conventions of standard English grammar and usage when writing or speaking; demonstrate proficiency within the K-1 grammar continuum.

L.2.1 Demonstrate command of the conventions of standard English grammar and usage when writing or speaking; demonstrate proficiency within the 2-3 grammar continuum.

L.3.1 Demonstrate command of the conventions of standard English grammar and usage when writing or speaking; demonstrate proficiency within the 2-3 grammar continuum.

L.4.1 Demonstrate command of the conventions of standard English grammar and usage when writing or speaking; demonstrate proficiency within the 4-5 grammar continuum.

L.5.1 Demonstrate command of the conventions of standard English grammar and usage when writing or speaking; demonstrate proficiency within the 4-5 grammar continuum.

L.6.1 Demonstrate command of the conventions of standard English grammar and usage when writing or speaking; demonstrate proficiency within the 6-8 grammar continuum.

L.7.1 Demonstrate command of the conventions of standard English grammar and usage when writing or speaking; demonstrate proficiency within the 6-8 grammar continuum.

L.8.1 Demonstrate command of the conventions of standard English grammar and usage when writing or speaking; demonstrate proficiency within the 6-8 grammar continuum.

L.9-10.1 Demonstrate command of the conventions of standard English grammar and usage when writing or speaking; demonstrate proficiency within the 9-12 grammar continuum.

L.11-12.1 Demonstrate command of the conventions of standard English grammar and usage when writing or speaking; demonstrate proficiency within the 9-12 grammar continuum.

L1 – GRAMMAR CONTINUUM

SKILL	K-1	2-3	4-5	6-8	9-12
Subject/Verb Agreement	<ul style="list-style-type: none"> Use singular and plural nouns with matching verbs in basic sentences 	<ul style="list-style-type: none"> Ensure subject/verb agreement 	<ul style="list-style-type: none"> Continue to ensure subject/verb agreement 	<ul style="list-style-type: none"> Continue to ensure subject/verb agreement 	<p>Students apply grammar and usage skills to create a unique style and voice when writing or speaking with increasing sophistication and effect in grades 9-12. Skills taught in previous grades should be reinforced and expanded.</p>
Nouns	<ul style="list-style-type: none"> Form frequently occurring nouns; form regular plural nouns (/s/ or /es/) Use common, proper, and possessive nouns 	<ul style="list-style-type: none"> Explain the function of nouns Use collective nouns (such as <i>group</i>) Form and use frequently occurring regular and irregular plural nouns 	<ul style="list-style-type: none"> Use abstract nouns (such as <i>courage</i>) Continue to use regular and irregular plural nouns 		
Verbs	<ul style="list-style-type: none"> Form frequently occurring verbs Convey sense of time 	<ul style="list-style-type: none"> Explain the function of verbs Form and use past tense of frequently occurring irregular verbs Form and use regular and irregular verbs Form and use simple verb tenses 	<ul style="list-style-type: none"> Form and use progressive verb tenses Use modal auxiliaries (such as <i>may</i> or <i>must</i>) Continue to form and use the perfect verb tenses Convey sense of various times, sequences, 	<ul style="list-style-type: none"> Explain the function of verbals (such as <i>gerunds</i> or <i>participles</i>) Form and use verbs in active and passive voice Form and use indicative, imperative, interrogative, conditional moods Recognize and correct inappropriate shifts in voice and mood Form and use transitive/intransitive verbs 	


		<ul style="list-style-type: none"> Form and use the perfect verb tenses Convey sense of various times, sequences Recognize inappropriate shifts in verb tense 	<ul style="list-style-type: none"> states, and conditions Recognize and correct inappropriate shifts in verb tense 		
Adjectives	<ul style="list-style-type: none"> Use frequently occurring adjectives 	<ul style="list-style-type: none"> Explain the function of adjectives Accurately choose which to use – adjective or adverb 	<ul style="list-style-type: none"> Form and use comparative and superlative adjectives and accurately choose which to use – adjective or adverb Order adjectives within sentences according to conventional patterns 	<ul style="list-style-type: none"> Form and use compound adjectives 	Students apply grammar and usage skills to create a unique style and voice when writing or speaking with increasing sophistication and effect in grades 9-12. Skills taught in previous grades should be reinforced and expanded.
Conjunctions	<ul style="list-style-type: none"> Use frequently occurring conjunctions 	<ul style="list-style-type: none"> Explain the function of conjunctions Use coordinating and subordinating conjunctions 	<ul style="list-style-type: none"> Continue to use coordinating and subordinating conjunctions Use correlative conjunctions 		

			(such as either/or)	
Adverbs		<ul style="list-style-type: none"> • Accurately choose which to use – adjective or adverb • Explain the function of adverbs • Form and use comparative adverbs 	<ul style="list-style-type: none"> • Form and use comparative and superlative adverbs • Use relative adverbs 	<ul style="list-style-type: none"> • Use adverbs that modify adjectives • Use adverbs that modify adverbs
Sentences	<ul style="list-style-type: none"> • Produce and expand simple, compound, declarative, interrogative, imperative, and exclamatory sentences • Understand and use question words 	<ul style="list-style-type: none"> • Produce, expand, and rearrange simple and compound sentences 	<ul style="list-style-type: none"> • Produce complete sentences, while recognizing and correcting inappropriate fragments and run-on sentences • Produce, expand, and rearrange simple, compound, and complex sentences 	<ul style="list-style-type: none"> • Continue to produce complete sentences, while recognizing and correcting inappropriate fragments and run-on sentences • Choose among simple, compound, complex, and compound-complex sentences to signal differing relationships among ideas
Prepositions	<ul style="list-style-type: none"> • Use frequently occurring prepositions 	<ul style="list-style-type: none"> • Explain the function of prepositions 	<ul style="list-style-type: none"> • Form and use prepositional phrases 	
Pronouns	<ul style="list-style-type: none"> • Use personal, possessive, and indefinite 	<ul style="list-style-type: none"> • Explain the function of pronouns 	<ul style="list-style-type: none"> • Ensure pronoun-antecedent agreement 	<ul style="list-style-type: none"> • Ensure that pronouns are in the proper case (subjective, objective, possessive)

Students apply grammar and usage skills to create a unique style and voice when writing or speaking with increasing sophistication and effect in grades 9-12. Skills taught in previous grades should be reinforced and expanded.

	pronouns	<ul style="list-style-type: none"> Continue to use personal, possessive, and indefinite pronouns Use reflexive pronouns 	<ul style="list-style-type: none"> Use relative pronouns 	<ul style="list-style-type: none"> Use intensive pronouns Recognize and correct inappropriate shifts in pronoun number and person Recognize and correct vague pronouns Continue to ensure pronoun-antecedent agreement Recognize and apply the nominative case and objective case
Determiners	<ul style="list-style-type: none"> Use determiners 	<ul style="list-style-type: none"> Correctly use a, an, and the 		
Commonly Confused Words		<ul style="list-style-type: none"> Correctly use common homophones 	<ul style="list-style-type: none"> Correctly use frequently confused words (such as to, two, too) 	<ul style="list-style-type: none"> Continue to correctly use frequently confused words
Interjections		<ul style="list-style-type: none"> Explain the function of and use interjections 	<ul style="list-style-type: none"> Continue to use interjections 	
Phrases and Clauses			<ul style="list-style-type: none"> Explain the function of phrases and clauses Recognize independent and dependent phrases 	<ul style="list-style-type: none"> Explain the function of phrases and clauses in general and their function in specific sentences Place phrases and clauses within a sentence and recognize/correct

			and clauses	<p>misplaced and dangling modifiers</p> <ul style="list-style-type: none"> • Form and use indirect/direct objects
Usage				<ul style="list-style-type: none"> • Recognize variations from standard English in their own and others' writing and speaking • Identify and use strategies to improve expression in conventional language



L.K.2 Demonstrate command of the conventions of standard English capitalization, punctuation, and spelling when writing; demonstrate proficiency within the K-1 conventions continuum.

L.1.2 Demonstrate command of the conventions of standard English capitalization, punctuation, and spelling when writing; demonstrate proficiency within the K-1 conventions continuum.

L.2.2 Demonstrate command of the conventions of standard English capitalization, punctuation, and spelling when writing; demonstrate proficiency within the 2-3 conventions continuum.

L.3.2 Demonstrate command of the conventions of standard English capitalization, punctuation, and spelling when writing; demonstrate proficiency within the 2-3 conventions continuum.

L.4.2 Demonstrate command of the conventions of standard English capitalization, punctuation, and spelling when writing; demonstrate proficiency within the 4-5 conventions continuum.

L.5.2 Demonstrate command of the conventions of standard English capitalization, punctuation, and spelling when writing; demonstrate proficiency within the 4-5 conventions continuum.

L.6.2 Demonstrate command of the conventions of standard English capitalization, punctuation, and spelling when writing; demonstrate proficiency within the 6-8 conventions continuum.

L.7.2 Demonstrate command of the conventions of standard English capitalization, punctuation, and spelling when writing; demonstrate proficiency within the 6-8 conventions continuum.

L.8.2 Demonstrate command of the conventions of standard English capitalization, punctuation, and spelling when writing; demonstrate proficiency within the 6-8 conventions continuum.

L.9-10.2 Demonstrate command of the conventions of standard English capitalization, punctuation, and spelling when writing; demonstrate proficiency within the 9-12 conventions continuum.

L.11-12.2 Demonstrate command of the conventions of standard English capitalization, punctuation, and spelling when writing; demonstrate proficiency within the 9-12 conventions continuum.

L2 - CONVENTIONS CONTINUUM

Skill	K-1	2-3	4-5	6-8	9-12
Capitalization	<ul style="list-style-type: none"> • Capitalize the first word in a sentence • Capitalize the pronoun "I" • Capitalize dates and names of people 	<ul style="list-style-type: none"> • Capitalize holidays • Capitalize product names • Capitalize geographic names • Capitalize appropriate words in titles • Use correct capitalization 	<ul style="list-style-type: none"> • Capitalize appropriate words in titles • Continue to use correct capitalization 		<p>Students apply conventions to create a unique style and voice when writing or speaking with increasing sophistication and effect in grades 9-12. Skills taught in previous grades should be reinforced and expanded.</p>
Punctuation	<ul style="list-style-type: none"> • Recognize end punctuation • Name end punctuation • Use end punctuation for sentences • Use commas in dates 	<ul style="list-style-type: none"> • Use commas to separate single words in a series • Use commas in greetings and closings of letters • Use an apostrophe to form contractions • Use an apostrophe to form frequently occurring possessives • Use commas in addresses • Use commas in dialogue • Form and use possessives • Use quotation marks in dialogue 	<ul style="list-style-type: none"> • Use punctuation to separate items in a series • Continue to use commas in addresses • Continue to use commas in dialogue • Continue to use quotation marks in dialogue • Use a comma to set off the words yes and no • Use a comma to set off a tag question from the rest of the sentence • Use a comma to indicate a direct address • Use underlining, quotation marks, or italics to indicate titles of works 	<ul style="list-style-type: none"> • Use punctuation to set off nonrestrictive/parenthetical elements • Use a comma to separate coordinate adjectives • Use punctuation to indicate a pause or break • Use an ellipsis to indicate an omission • Use a semicolon to link two or more closely related independent clauses • Use a colon to introduce a list or quotation • Apply hyphen conventions 	

Spelling	<ul style="list-style-type: none"> • Write a letter or letters for most consonant and short-vowel sounds • Spell simple words phonetically, drawing on knowledge of sound-letter relationships • Spell untaught words phonetically, drawing on knowledge of phonemic awareness and spelling conventions • Use conventional spelling for words with common spelling patterns and for frequently occurring grade appropriate irregular words 	<ul style="list-style-type: none"> • Use conventional spelling for high frequency and other studied words and for adding suffixes to base words • Use spelling patterns and generalizations (such as word families, position-based spellings, syllable patterns, ending rules, and meaningful word parts) when writing words 	<ul style="list-style-type: none"> • Continue to use conventional spelling for high frequency words and other studied words • Continue to use conventional spelling for adding suffixes to base words • Continue to use spelling patterns and generalizations when writing words • Spell grade-appropriate words correctly 	<ul style="list-style-type: none"> • Consistently apply conventional rules to spell words correctly 	<p>Students apply conventions to create a unique style and voice when writing or speaking with increasing sophistication and effect in grades 9-12. Skills taught in previous grades should be reinforced and expanded.</p>
References		<ul style="list-style-type: none"> • Consult reference materials as needed to check and correct spellings 	<ul style="list-style-type: none"> • Continue to consult reference materials as needed to check and correct spellings 	<ul style="list-style-type: none"> • Continue to consult reference materials as needed to check and correct spellings 	

L.K.3 (Begins in grade 2)

L.1.3 (Begins in grade 2)

L.2.3 Use knowledge of language and its conventions when writing, speaking, reading, or listening.

- a. Compare formal and informal uses of English.
-

L.3.3 Use knowledge of language and its conventions when writing, speaking, reading, or listening.

- a. Choose words and phrases for effect.
 - b. Recognize and observe differences between the conventions of spoken and written standard English.
-

L.4.3 Use knowledge of language and its conventions when writing, speaking, reading, or listening.

- a. Choose words and phrases to convey ideas precisely.
 - b. Choose punctuation for effect.
 - c. Differentiate between contexts that call for formal English and situations where informal discourse is appropriate.
-

L.5.3 Use knowledge of language and its conventions when writing, speaking, reading, or listening.

- a. Expand, combine, and reduce sentences for meaning, reader/listener interest, and style.
 - b. Compare and contrast the varieties of English used in stories, dramas, or poems.
-

L.6.3 Use knowledge of language and its conventions when writing, speaking, reading, or listening.

- a. Vary sentence patterns for meaning, reader/listener interest, and style.
 - b. Maintain consistency in style and tone.
-

L.7.3 Use knowledge of language and its conventions when writing, speaking, reading, or listening.

- a. Choose language that expresses ideas precisely and concisely, recognizing and eliminating wordiness and redundancy.
-

L.8.3 Use knowledge of language and its conventions when writing, speaking, reading, or listening.

- a. Use verbs in the active or passive voice and in the conditional mood to achieve particular effects.
-

L.9-10.3 Apply knowledge of language to understand how language functions in different contexts, to make effective choices for meaning or style, and to comprehend more fully when reading or listening.

- a. Write and edit work so that it conforms to the guidelines in a style manual appropriate for the discipline and writing type.
 - b. Use parallel structure.
-

L.11-12.3 Apply knowledge of language to understand how language functions in different contexts, to make effective choices for meaning or style, and to comprehend more fully when reading or listening.

- a. Vary syntax for effect, consulting references for guidance as needed; apply an understanding of syntax to the study of complex texts when reading.
-

L.K.4 Determine and/or clarify the meaning of unknown words and phrases based on kindergarten reading and content: context clues, word parts, and word relationships.

L.1.4 Determine and/or clarify the meaning of unknown and multiple-meaning words and phrases based on grade **1** reading and content, choosing flexibly from an array of strategies: context clues, word parts and word relationships.

L.2.4 Determine and/or clarify the meaning of unknown and multiple-meaning words and phrases based on grade **2** reading and content, choosing flexibly from an array of strategies: context clues, word parts, word relationships, and reference materials.

L.3.4 Determine and/or clarify the meaning of unknown and multiple-meaning words and phrases based on grade **3** reading and content, choosing flexibly from a range of strategies: context clues, word parts, word relationships, and reference materials.

L.4.4 Determine and/or clarify the meaning of unknown and multiple-meaning words and phrases based on grade **4** reading and content, choosing flexibly from a range of strategies: context clues, word parts, word relationships, and reference materials.

L.5.4 Determine and/or clarify the meaning of unknown and multiple-meaning words and phrases based on grade **5** reading and content, choosing flexibly from a range of strategies: context clues, word parts, word relationships, and reference materials.

L.6.4 Determine and/or clarify the meaning of unknown and multiple-meaning words and phrases based on grade **6** reading and content, choosing flexibly from a range of strategies: context clues, word parts, word relationships, and reference materials.

L.7.4 Determine and/or clarify the meaning of unknown and multiple-meaning words and phrases based on grade **7** reading and content, choosing flexibly from a range of strategies: context clues, word parts, word relationships, and reference materials.

L.8.4 Determine and/or clarify the meaning of unknown and multiple-meaning words or phrases based on grade **8** reading and content, choosing flexibly from a range of strategies: context clues, word parts, word relationships, and reference materials.

L.9-10.4 Determine and/or clarify the meaning of unknown and multiple-meaning words and phrases based on grades **9-10** reading and content, choosing flexibly from a range of strategies: context clues, word parts, word relationships, and reference materials.

L.11-12.4 Determine and/or clarify the meaning of unknown and multiple-meaning words and phrases based on grades **11-12** reading and content, choosing flexibly from a range of strategies: context clues, word parts, word relationships, and reference materials.

L.K.5 With guidance and support from adults, explore nuances in word meanings.

- a. Sort common objects into categories to gain a sense of the concepts the categories represent.
- b. Demonstrate understanding of frequently occurring verbs and adjectives by relating them to their opposites (antonyms).
- c. Distinguish shades of meaning among verbs describing the same general action by acting out the meanings.

L.1.5 With guidance and support from adults, demonstrate understanding of nuances in word meanings.

- a. Sort words into categories to gain a sense of the concepts the categories represent.
- b. Define words by category and by one or more key attributes.
- c. Distinguish shades of meaning among verbs differing in manner and adjectives differing in intensity by defining or choosing them or by acting out the meanings.

L.2.5 Demonstrate understanding of nuances in word meanings.

- a. Distinguish shades of meaning among closely related verbs and closely related adjectives.

L.3.5 Demonstrate understanding of nuances in word meanings.

- a. Distinguish the literal and nonliteral meanings of words and phrases in context.
- b. Distinguish shades of meaning among related words that describe states of mind or degrees of certainty.

L.4.5 Demonstrate understanding of figurative language and nuances in word meanings.

- a. Explain the meaning of simple similes and metaphors in context.
- b. Recognize and explain the meaning of common idioms, adages, and proverbs.

L.5.5 Demonstrate understanding of figurative language and nuances in word meanings.

- a. Interpret figurative language, including similes and metaphors, in context.
- b. Recognize and explain the meaning of common idioms, adages, and proverbs.

L.6.5 Demonstrate understanding of figurative language and nuances in word meanings.

- a. Interpret figures of speech in context based on grade 6 reading and content.
- b. Distinguish among the connotations of words with similar denotations.

L.7.5 Demonstrate understanding of figurative language and nuances in word meanings.

- a. Interpret figures of speech in context based on grade 7 reading and content.
- b. Distinguish among the connotations of words with similar denotations.

L.8.5 Demonstrate understanding of figurative language and nuances in word meanings.


- a. Interpret figures of speech in context based on grade 8 reading and content.
- b. Distinguish among the connotations of words with similar denotations.

L.9-10.5 Demonstrate understanding of figurative language and nuances in word meanings.

- a. Interpret figures of speech in context and analyze their role in the text based on grades 9-10 reading and content.
- b. Analyze nuances in the meaning of words with similar denotations.

L.11-12.5 Demonstrate understanding of figurative language and nuances in word meanings.

- a. Interpret figures of speech in context and analyze their role in the text based on grades 11-12 reading and content.
- b. Analyze nuances in the meaning of words with similar denotations.



L.K.6 Use words and phrases learned through conversations, reading and being read to, and responding to texts.

L.1.6 Use words and phrases learned through conversations, reading, and being read to, including common conjunctions.

L.2.6 Use words and phrases learned through conversations, reading and being read to, and responding to texts, including using adjectives and adverbs to describe.

L.3.6 Acquire and use accurately grade-appropriate conversational, general academic, and domain-specific words and phrases, including those that signal spatial and temporal relationships.

L.4.6 Acquire and use accurately grade-appropriate general academic and domain-specific words and phrases, including those that signal precise actions, emotions, or states of being and that are basic to a particular topic.

L.5.6 Acquire and use accurately grade-appropriate general academic and domain-specific words and phrases, including those that signal contrast, addition, and other logical relationships.

L.6.6 Acquire and use accurately grade-appropriate general academic and domain-specific words and phrases; develop vocabulary knowledge when considering a word or phrase important to comprehension or expression.

L.7.6 Acquire and use accurately grade-appropriate general academic and domain-specific words and phrases; develop vocabulary knowledge when considering a word or phrase important to comprehension or expression.

L.8.6 Acquire and use accurately grade-appropriate general academic and domain-specific words and phrases; develop vocabulary knowledge when considering a word or phrase important to comprehension or expression.

L.9-10.6 Acquire and use accurately general academic and domain-specific words and phrases, sufficient for reading, writing, speaking, and listening at the college and career readiness level; demonstrate independence in developing vocabulary knowledge when considering a word or phrase important to comprehension or expression.

L.11-12.6 Acquire and use accurately general academic and domain-specific words and phrases, sufficient for reading, writing, speaking, and listening at the college and career readiness level; demonstrate independence in developing vocabulary knowledge when considering a word or phrase important to comprehension or expression.
