
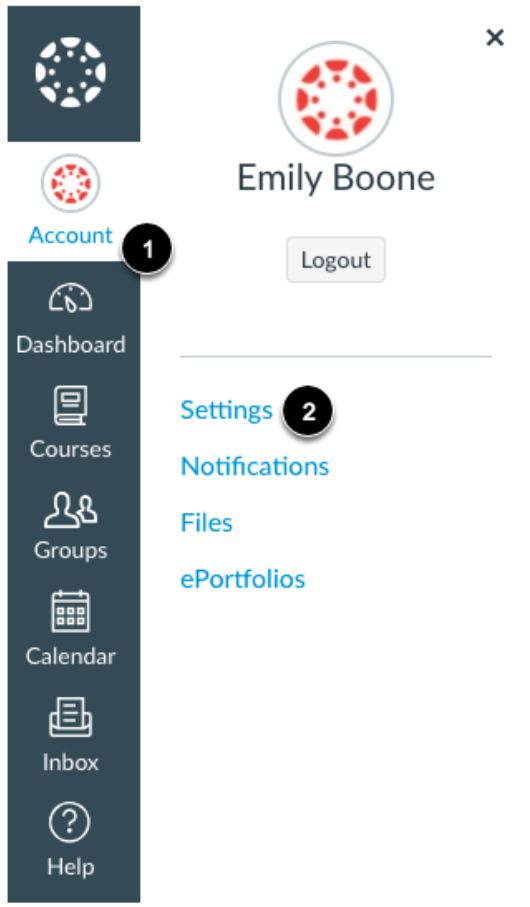
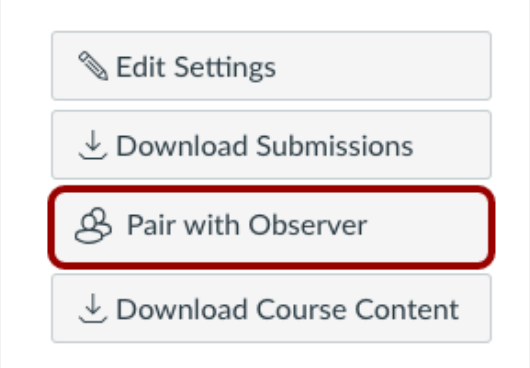


Using the Canvas Parent App

<p>Ask your child to log in to his/her Canvas account</p> <ul style="list-style-type: none">• Can access at home from KPBSD.org	
<p>Click on the following on left of page</p> <ol style="list-style-type: none">1) Account2) Settings	
<p>Click the “Pair with Observer” button on right side of settings page</p>	

<p>Copy Code</p> <ol style="list-style-type: none"> 1) Highlight and copy code 2) Click OK <p>You will use this code AFTER you get the Canvas Parent APP</p>	<div data-bbox="792 163 1323 531"> <div>Pair with Observer</div> <div>Share the following pairing code with an observer to allow them to connect with you. This code will expire in seven days, or after one use.</div> <div>1 EcYkrK</div> <div>2 OK</div> </div>
<p>Get Canvas Parent App</p> <ul style="list-style-type: none"> Available for iOS & Android 	
<p>Find your school</p> <ul style="list-style-type: none"> Search for "Kenai" Choose "Kenai Peninsula Borough SD - Parents" 	
<p>Create Account</p> <ul style="list-style-type: none"> Click Create at bottom of log in page Enter Name, Email Address, and Password of your choice Enter Student Pairing Code (you copied this in a previous step) Check box agreeing to terms of use and privacy policy Click "Start Participating" You should be directed to your student's Canvas account <p>Click on Courses, Week, or Alerts at the bottom of the page to access information regarding your child's Canvas course.</p>	