



# Jupiter Perpetuals

## User Feedback

### Contents

Issues & Suggested Improvements for Jupiter Perps	3
Flow #1: Short ETH by paying SOL using 10x leverage	3
Flow #2: Change slippage to 3%	3
Flow #3: Use the Chart:	3
Flow #4: Add Stop Loss and Take Profit Prices To Your Order	4
Flow #5: Add more collateral to your position by depositing USDC	4
Flow #6: Withdraw 25% of the collateral in SOL	4
Flow #7: Close 50% of your position	4
Flow #8: Close the rest of your position, and analyse the overall P&L	4
Other flows/aspects of the Jupiter Perps	5
Feature Requests/Ideas	6
Feature Request 1: XYZ	6
Feature Request 2: XYZ	6
Feature Request 3: XYZ, and so on	6

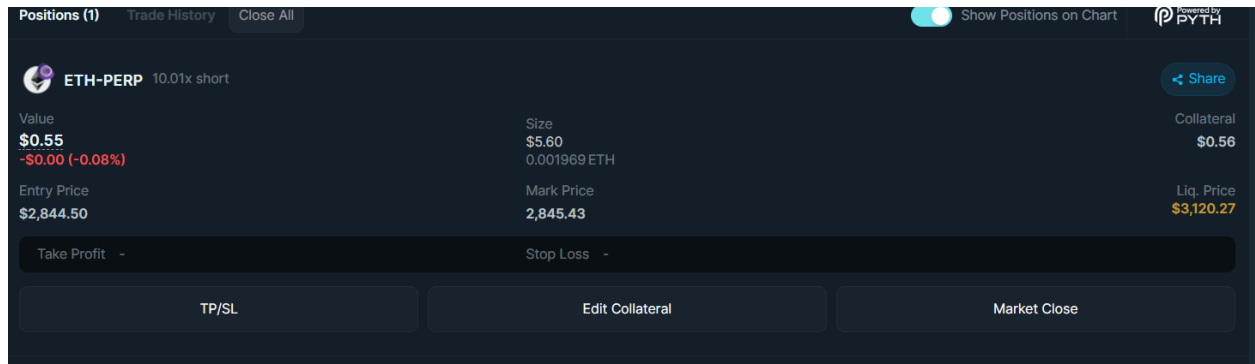
Firstly I wanna let you know that I am a **long time user** of **Jup perps** and have been using it since **November, 2023**.

P.S This is my **first trade** on Jupiter Perps.

SOL-PERP	Decrease Long	Market	+\$137.82	\$41.36	\$3180.88	\$109.36	\$3.35
1:53 03/11/2023 (+0530)							
SOL-PERP	Increase Long	Market	-\$34.99	\$39.99	\$3180.88		\$3.18
0:52 03/11/2023 (+0530)							

## Issues & Suggested Improvements for Jupiter Perps

Flow #1: Short ETH by paying SOL using 10x leverage



1. **Issue** : The length of selecting the asset to trade can be shortened.
  - It can provide a UX like performing a swap .



- **Process from a user's view :** user will select asset in which he/she/they are paying in and then select the asset they want to trade on , for that they don't need to go all the way to the top of the graph.

Flow #2: Change slippage to 3%

- The slippage change works fine, tried custom slippage too.

Flow #3: Use the Chart:

4.1 Change the Bar style to Step Line

- Works fine, but I spotted a bug once, when I switched to zipline chart -> moved to a different tab and came back after a few minutes and the zipline chart switched back to bar chart (again , this happened only once).

4.2 Add a Chart Template

- Works fine

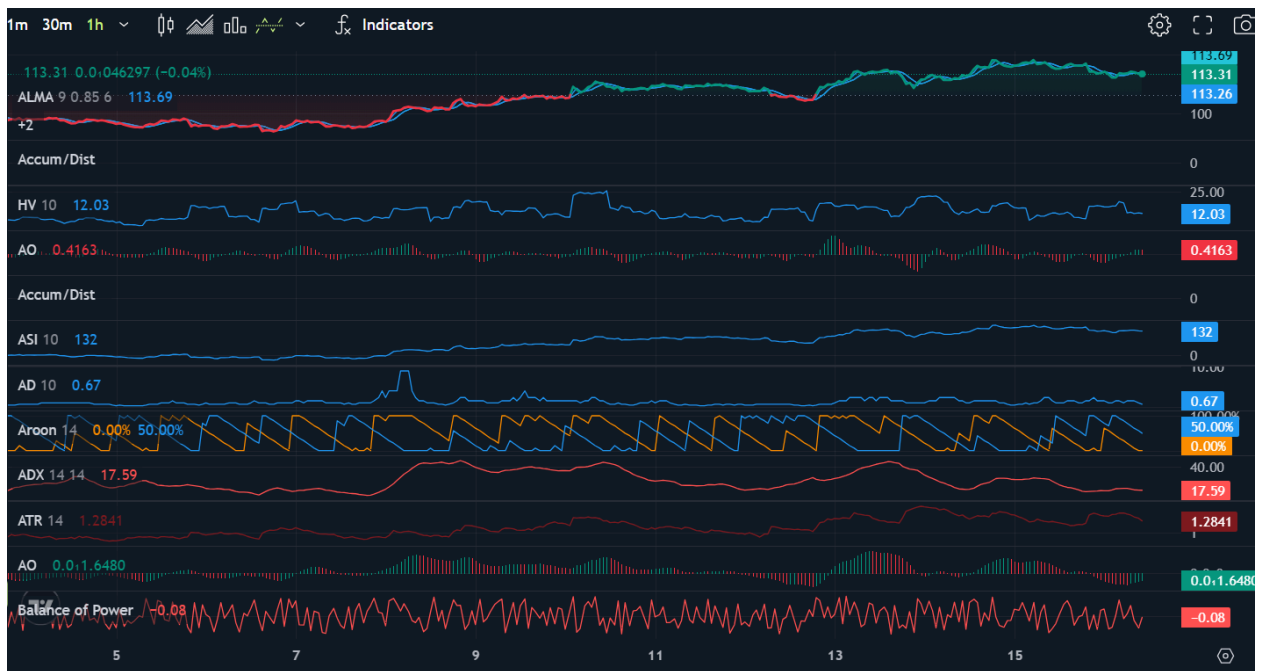


### 4.3 Add an Indicator for Historical Volatility

- Works fine



- I even added 10 other indicators and things were working fine.




## Flow #4: Add Stop Loss and Take Profit Prices To Your Order

### 1. Issue : Miss calculation in Current P&L

- Eg : If I enter a short position on \$2844 and close on \$2839 then shouldn't it be a profitable trade as it's a 6\$ gap?

### Take Profit & Stop Loss

 **Current Price:**

2,844.80 USD

Current Position Size	\$5.60
Entry Price	\$2,844.50
Liquidation Price	\$3,120.26
Leverage	10.01x
Current P&L	-\$0.00 (-0.20%)
Total Fees	\$0.01121
Net P&L	-\$0.01 (-2.20%)

**Take Profit Price:** -\$0.00 (-0.07%)

2,839 USD

Expected position value: \$5.601

- This calculations won't be optimal for people who are using the preps to make short scalping trades (gap of 1 or 2 \$).

Flow #5: Add more collateral to your position by depositing USDC

**Works like a charm..**

DepositWithdraw


Position Value

-\$0.00 (-0.04%)

0.55 USD


Deposit Collateral

Min: 0.000013 USDCMax: 4.533052 USDC

USDC

0.1

\$0.10

0.501097 USDC

Leverage

10.01x → 8.48x

Liq. price

\$3,120.26 → \$3,171.03

Collateral

\$0.56 → \$0.66

Borrow fees due ⓘ

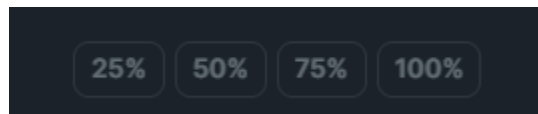
\$0.00 → \$0.00

Flow #6: Withdraw 25% of the collateral in SOL

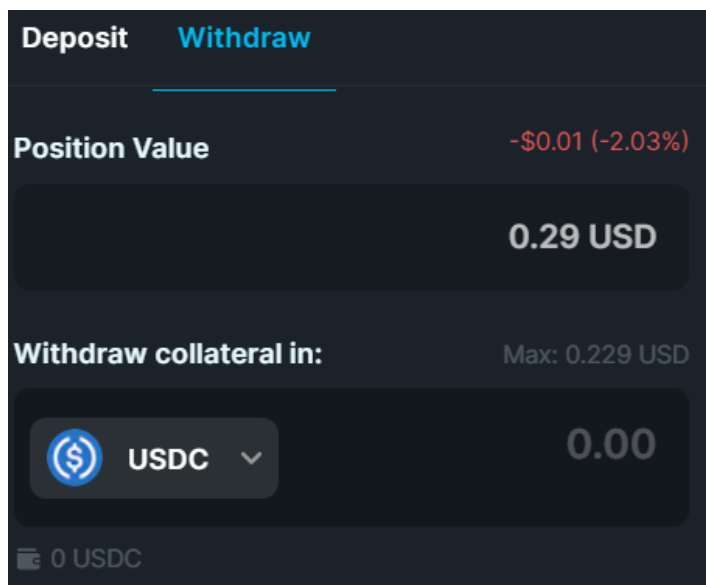
1. **Issue : No option to select percentage(%) in Withdraw window.**
  - The Withdrawal window doesn't have the option to select the percentage(%) of the asset I want to withdraw.

**Suggestion :**

Add This :



To THIS :



Flow #7: Close 50% of your position

- **Works like a charm..**

Flow #8: Close the rest of your position, and analyze the overall P&L


1. Issue 1 : **Users can't select assets they want to close their position in.**
  - Eg. I Deposited my Assets in SOL , I want to Close my position in SOL.
  - By default USDC is selected which i don't want to withdraw in.

Close size:

25%50%75%100%


5.6017 USD

Receive in:

 USDC

0.300383 USDC  
\$0.30

## Ending transaction :

Position	Action	Order Type	Deposit / Withdraw	Price	Size	PNL	Fee	Tx
ETH-PERP 12:01 16/02/2024 (+0530)	Decrease Short	Market	+\$0.29	\$2850.28	\$5.60	-\$0.01	\$0.01	



## Other flows/aspects of the Jupiter Perps

*If any other flows or aspects of the app haven't been mentioned above and you would like to include them, please add them here. Mention a title and the UI/UX issues, similar to the format that has been used for the specified flows above. Remember, this is for issues and suggested improvements only. For new feature ideas, please mention them in the next section.*

- N.A

## Feature Requests/Ideas

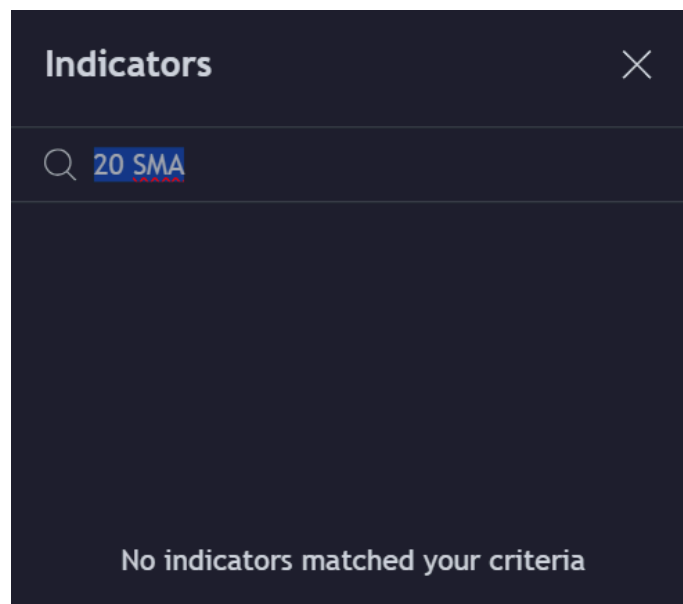
*What feature requests or ideas would you like to suggest to the Jupiter team?*

**Feature Request 1 :** Add an alarm/tune component in which if the market price reaches my target price (set by me in the component) then an alarm/tune starts playing, Due to this if i am working on a different tab then i will be alerted that the asset price have reached my desired price and that i can close/start my position.(Please add this).

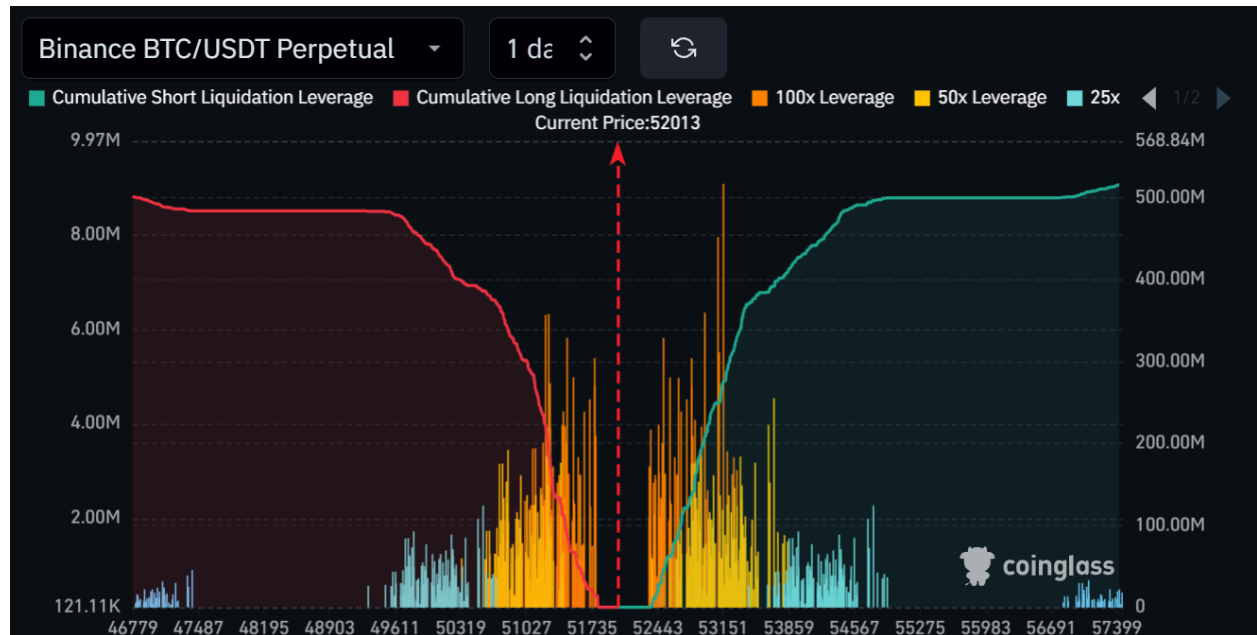
**Feature Request 2 :** Display trades of other traders to get a hint of how other traders are trading and which assets are they targeting.

**Feature Request 3:** Add frequently used indicators by users on other platforms like Binance / trading view.

- One indicator I frequently use is 20 SMA which is not available on jup so i have to move to trading view to see charts.



**Feature Request 4 :** Display heatmap of the longs and shorts that are being built up on an asset of choice.



Link : <https://www.coinglass.com/pro/futures/LiquidationMap>

### Ending Note:

- Jupiter is a really awesome platform that I regularly use as a Dex. I love the DCA feature of JUP and even build [something similar](#) using Phala network and off-chain computing.
- I hope you like this review and I would be very excited if any one feature from this report gets to the prod and more and more people use it in their daily life.
- Thank you.

Regards,  
[Shubh](#)