



November 11, 2025

Dear MSD Parents and Guardians,

We've had an exciting start to the school year at the Montello School District! The positive energy within our buildings is something we can see, hear, and feel every day. The impact of our strategic planning and goal-setting is evident across all stakeholder groups, and there is much to celebrate already.

From maintaining our Community Eligibility Provision (CEP) status—which allows every MSD student to eat at no cost—to reducing the number of students open-enrolling out of the district, introducing new course offerings and robust instructional materials in every classroom, and increasing student participation in athletics and co-curricular activities, we have many accomplishments to be proud of.

As a learning community, we remain committed to continuously identifying strategic and focused ways to improve our district. One important tool we use to reflect on our collective strengths and areas for growth is the Wisconsin School Report Card.

Today, November 11, 2025, the Department of Public Instruction (DPI) released the 2024–25 School and District Report Cards. Included with this letter, you will find a summary page of the District Report Card, as well as the individual report cards for each school. Public copies of all report cards can also be found online at dpi.wi.gov/accountability/report-cards.

These report cards are designed to help schools and districts use performance data to target improvement efforts, ensuring that students are prepared for their next step—whether that's the next grade level, graduation, college, or a career. The current report card primarily reflects performance from the 2024–25 school year, though multiple years of data are used throughout. DPI encourages careful interpretation of scores and ratings.

Understanding the Report Card

Each school and district receives a score in four priority areas:

- **Student Achievement:** Proficiency in English Language Arts (ELA) and mathematics on the annual state assessments.
- **School Growth:** Year-to-year progress in ELA and math achievement.
- **Target Group Outcomes:** Outcomes for students with the lowest test scores.
- **On-Track and Postsecondary Readiness:** Predictors of how many students are on track to graduate and ready for success beyond high school.

These priority area scores are combined into an overall accountability score (0–100). This score is then assigned one of five rating categories—from *Fails to Meet Expectations* to *Significantly Exceeds Expectations*—and represented by one to five stars. It's important to note that this score is not a percentage, but rather a scaled measure of performance.

Key Updates for 2024–25

- The 2024–25 report cards represent a new baseline moving forward. Because of updated standards and scoring methods, overall and achievement scores cannot be directly compared to the 2023–24 report cards.

- However, underlying data such as proficiency, graduation, attendance, and absenteeism rates can be compared year to year.
- Educators and families are encouraged to use the supplemental pages of each report card to review multi-year trends.

Highlights from Montello School District

We are proud to share that all schools in the district received **GREEN** ratings (with the exception of the Virtual Charter School, which receives an alternate rating). The District overall rating is **“Exceeds Expectations” with a score of 75.4.**

Additional highlights include:

- **Forest Lane Elementary:** *Significantly Exceeds Expectations* with proficiency and growth rates far surpassing the state in both ELA and math.
- **Montello Jr./Sr. High School:** *Meets Expectations* with increasing proficiency in both math and reading.
- **High Marq Environmental Charter School:** *Meets Expectations*, with rising proficiency in both subject areas.
- Three key indicators—**chronic absenteeism, 3rd grade ELA, and graduation rate**—exceeded the state average.
- Several areas, including **Grade 3 ELA, overall ELA achievement and growth, and graduation rates**, also outperformed state results.

Moving Forward

As DPI notes, these report cards represent just one source of information about our schools. Locally, we are deeply engaged in continuous improvement work aimed at raising achievement and growth for every student. This includes:

- Implementing high-quality instructional materials during curriculum adoption cycles.
- Leveraging new state legislation, such as Act 20, to strengthen early literacy instruction.
- Applying best practices in organizational improvement and teaching and learning across all classrooms.

Change takes time—but we are already seeing and feeling the impact of our efforts. Student achievement is rising. Student growth is happening.

We invite you to learn more and join us in supporting our students’ success. Report cards and related resources can be accessed online at dpi.wi.gov/accountability/report-cards, and the Montello School District report card is also posted at www.montelloschools.org.

Thank you for your continued partnership and support of our schools.

Respectfully,

Elizabeth Calnin

Montello School District



OVERVIEW

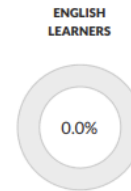
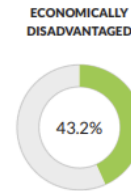
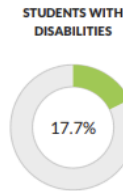
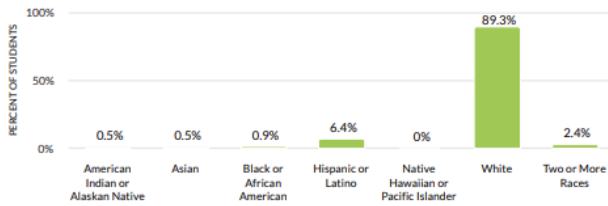
District Details

Grades : K4-12
Enrollment : 549
Percent open enrollment : 9.3%

The Montello School District is committed to being a high-performing, results-oriented district by embracing an integrated approach to continuous improvement, leadership, professional learning, and student achievement. We nurture and support the whole child, prioritizing strong relationships alongside rigorous academic and social-emotional instruction to ensure success for every learner.


The statement above is provided by the district. It is not an evaluation by the Wisconsin DPI.

Student Groups



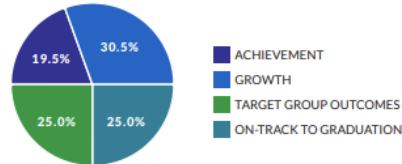
Score Summary

Report cards, including the weighting of the Achievement and Growth priority areas, are governed by Wis. Stat. § 115.385. For more information, including updates for 2024-25, see <https://dpi.wi.gov/accountability/resources>.



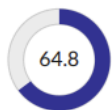
Exceeds Expectations
★★★★★

PRIORITY AREA WEIGHTS

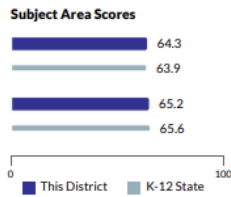


Priority Area Scores

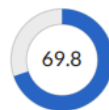
ACHIEVEMENT



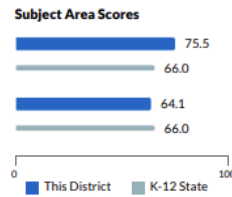
English Language Arts
Mathematics



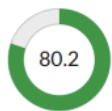
GROWTH



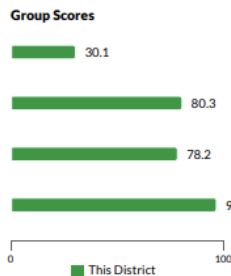
English Language Arts
Mathematics



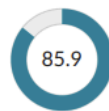
TARGET GROUP OUTCOMES



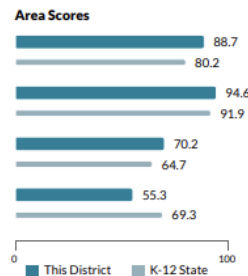
Achievement
Growth
Chronic Absenteeism
Graduation



ON-TRACK TO GRADUATION



Chronic Absenteeism
Graduation
3rd Grade English Language Arts
8th Grade Mathematics





OVERVIEW

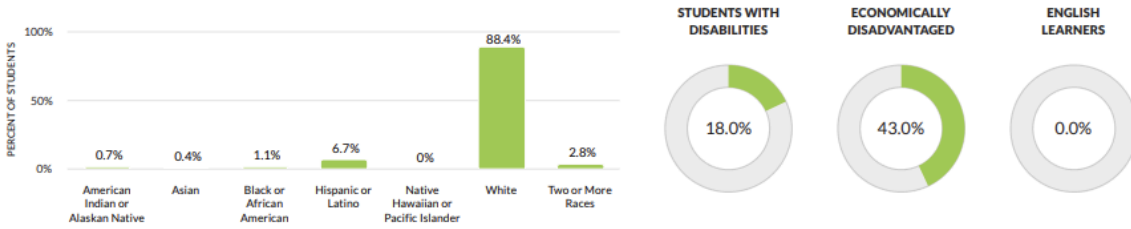
School Details

Grades : K4-6
Enrollment : 284
Percent open enrollment : 8.1%

The mission of Forest Lane Community School is to foster a lifelong love of learning by partnering with students, staff, and families to create a safe, supportive, and positive environment that celebrates every learner, encourages problem-solving, and promotes academic success both inside and outside the classroom.

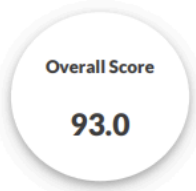
The statement above is provided by the school. It is not an evaluation by the Wisconsin DPI.

Student Groups



Score Summary

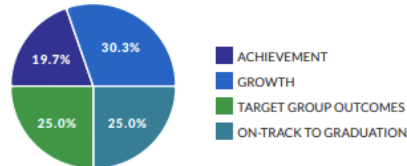
Report cards, including the weighting of the Achievement and Growth priority areas, are governed by Wis. Stat. § 115.385. For more information, including updates for 2024-25, see <https://dpi.wi.gov/accountability/resources>.



Significantly Exceeds Expectations




PRIORITY AREA WEIGHTS

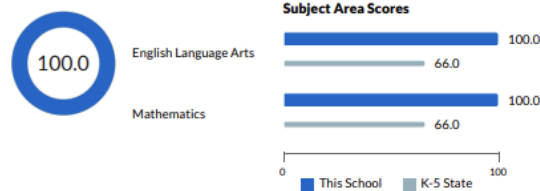


Priority Area Scores

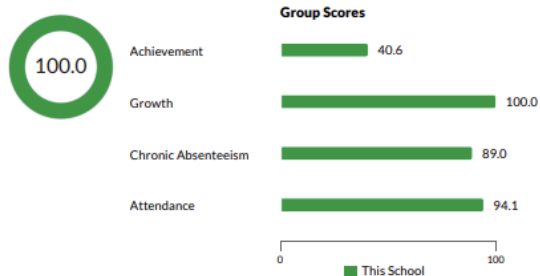
ACHIEVEMENT




GROWTH



TARGET GROUP OUTCOMES



ON-TRACK TO GRADUATION





OVERVIEW

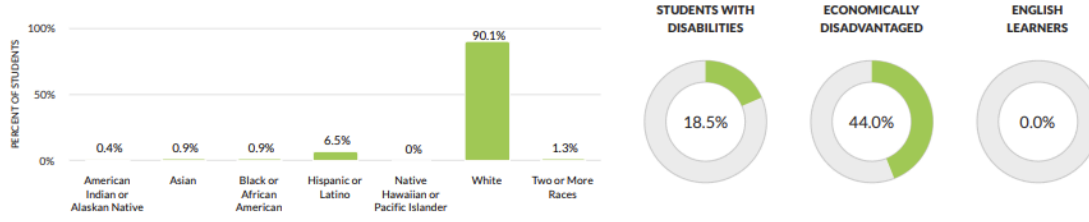
School Details

Grades : 7-12
Enrollment : 232
Percent open enrollment : 8.6%

At Montello Junior/Senior High, we strive for excellence in all areas by supporting students in their academic and vocational pursuits and offering opportunities for personalized learning. Through a comprehensive approach to teaching and learning, we empower students to lead positively and take pride in their school, family, and community.


The statement above is provided by the school. It is not an evaluation by the Wisconsin DPI.

Student Groups



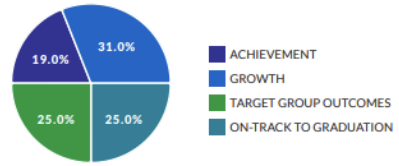
Score Summary

Report cards, including the weighting of the Achievement and Growth priority areas, are governed by Wis. Stat. § 115.385. For more information, including updates for 2024-25, see <https://dpi.wi.gov/accountability/resources>.




Meets Expectations
★★★

PRIORITY AREA WEIGHTS




Priority Area Scores

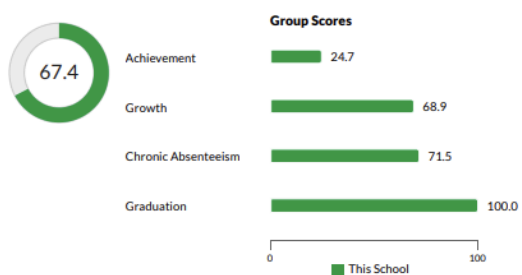
ACHIEVEMENT




GROWTH



TARGET GROUP OUTCOMES



ON-TRACK TO GRADUATION



High Marq Environmental Charter School Report Card Summary Page:



OVERVIEW

School Details

Grades : 7-12

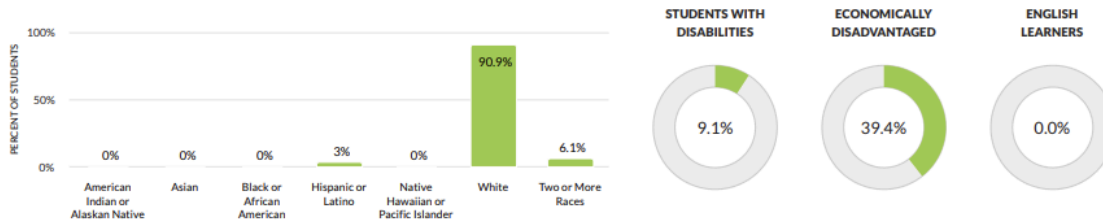
Enrollment : 33

Percent open enrollment : 24.2%

High Marq Environmental Charter School serves students in grades 7 through 12, providing a high-quality, authentic learning environment defined by personalized learning pathways, project-based and experiential opportunities, and a strong emphasis on student voice and choice.

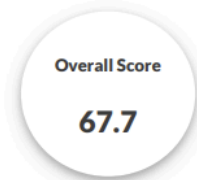
The statement above is provided by the school. It is not an evaluation by the Wisconsin DPI.

Student Groups



Score Summary

Report cards, including the weighting of the Achievement and Growth priority areas, are governed by Wis. Stat. § 115.385. For more information, including updates for 2024-25, see <https://dpi.wi.gov/accountability/resources>.



Meets Expectations




PRIORITY AREA WEIGHTS




Priority Area Scores

ACHIEVEMENT



GROWTH



TARGET GROUP OUTCOMES



ON-TRACK TO GRADUATION

