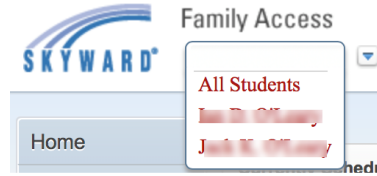
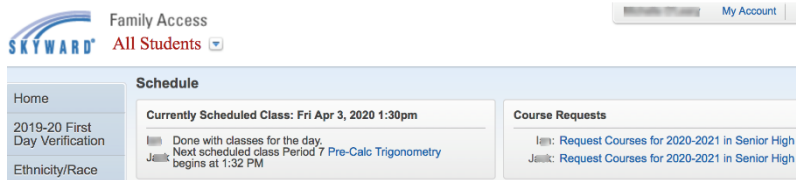


# Instructions for completing 2026-2027 Student Course Verification

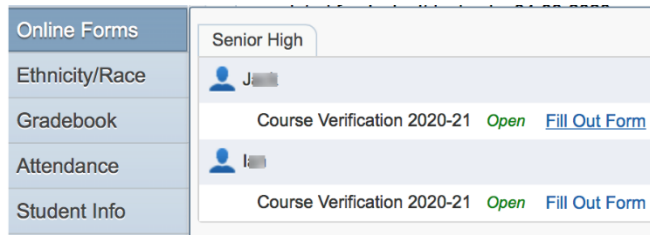
- Log into Skyward using Parent Access user ID and password.
- If you have multiple children who will be in grades 9-12 next year, click to choose a child:



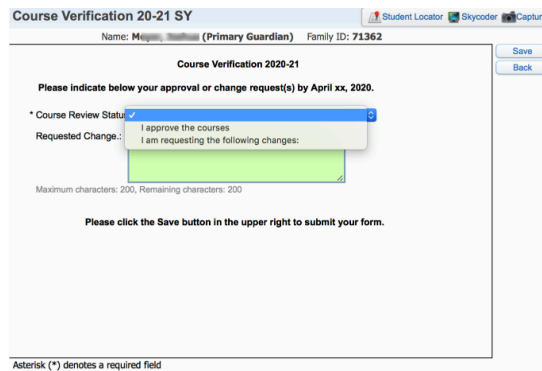
- Click the **Schedule** tab on the left
- In the window that opens, click **Request Courses for 2026-2027 in Senior High**



- Review your child's requested courses, then close the window
- Click the **Online Forms** tab on the left, then click **Fill Out Form** under the child's name:



- Click **Course Review Status** and choose the appropriate drop down response. If requesting a change, enter the request in the box below (i.e drop 023 English 10 (H) – add 024 English 10):



- Click **Save** to submit your form
  - ✓ Make sure to submit a verification form for each child entering grades 9-12
  - ✓ If necessary, the course booklet is posted online ([Click Here](#))