

WPS uses CLEVER to login to
Dreambox & Keyboarding Without Tears



These directions are for students using
WPS Raiders Username/Password



[For Clever Login directions on an iPad – click here](#)



[For Clever Login directions on a computer/chromebook – click here](#)

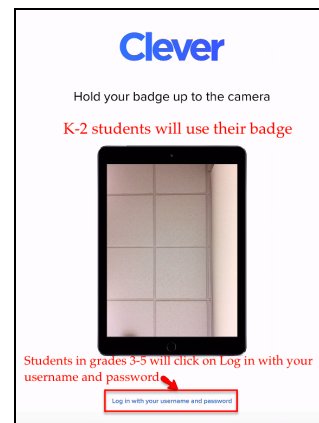
Accessing Dreambox, KWT or Amplify via Clever on an iPad or mobile device



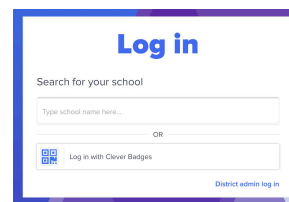
Download Clever-Instant Login from App Store here:
<https://itunes.apple.com/us/app/clever-instant-login/id1134186971?mt=8>



1. Tap the **Clever** app on your iPad.
2. Tap **Log in with your username and password**.

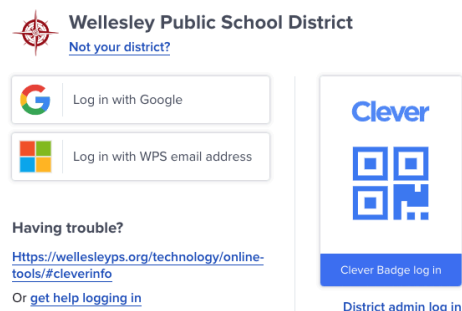


3. Search for your school
Type school name here...
Wellesley Public Schools (choose school from list or use "Choice" Wellesley Public School District)



Choice
Wellesley Public School District, MA


4. Tap **Log in with WPS email address**.



5. Use your **WPSraiders** account to login.

Yearofgradlastnameinitial@wpsraiders.org
(e.g.: 21studentt@wpsraiders.org)

***Parents can view their student's WPS username & password by signing in to the PowerSchool Parent Portal. [Click here for directions on accessing your student's WPS username/password.](#)




Wellesley Public Schools

Sign in

username@wellesleyps.org

Back Next

And then **enter student's password**



Wellesley Public Schools


← hoglundj@wellesleyps.org

Enter password

Password

Sign in


6. Clever "loads" (for up to a minute).



Depending on school and grade-level, students will see different apps available through clever.

7. Tap the app to open.

Families with multiple students using the same device will want their children to logout of clever after each use to make it easier for other family members to login. If you only have one student using the device, then it's fine to have the stay logged in.



To logout, either swipe out of the Clever app or toggle back to the Clever app, tap **your name** in the upper right corner, and tap **Log Out**.

REMINDERS:

- You may need to "allow access" to your camera for the badge function to work. You can also go back and change this under Settings > Privacy > Camera
- To use Dreambox, students will tap the **Dreambox** icon and then tap the icon again on the next screen, then be prompted to tap "OK" to launch the Dreambox App. [Download the Dreambox App here.](#)
- To use KWT, students will tap the **KWT** icon and the program will launch.
- To use Amplify, students will tap the **Amplify** icon and the program will launch (there is a slight delay when launching Amplify, but it does launch).

Accessing Dreambox, KWT or Amplify via Clever on a computer or chromebook:

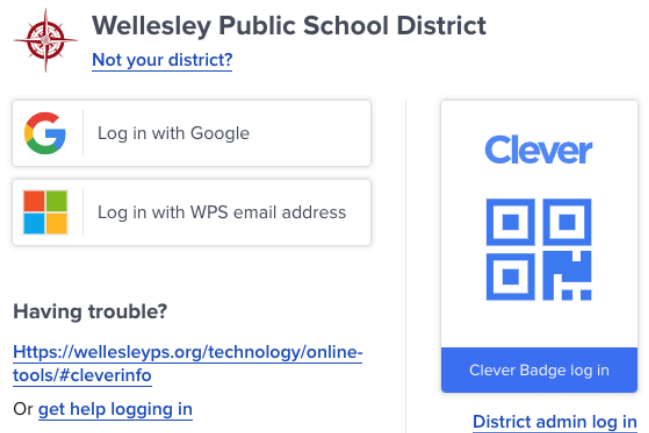


1. Navigate to the website:
www.clever.com/in/wellesleyps


www.clever.com/in/wellesleyps


Or from www.wellesleyps.org > Students & Families > Logins & Tools > Clever Login

2. Click Log in with WPS email address.





Wellesley Public School District
[Not your district?](#)

 Log in with Google


 Log in with WPS email address

Having trouble?
<https://wellesleyps.org/technology/online-tools/#cleverinfo>
Or [get help logging in](#)



Clever Badge log in
[District admin log in](#)

3. Use your WPSraiders account to login.

Yearofgradlastnameinitial@wpsraiders.org
(e.g.: 21studentt@wpsraiders.org)
***Parents can view their student's WPS username & password by signing in to the PowerSchool Parent Portal. [Click here for directions on accessing your student's WPS username/password.](#)




Wellesley Public Schools

Sign in

[Back](#) [Next](#)

And then enter student's password




Wellesley Public Schools

← hoglundj@wellesleyps.org

Enter password

[Sign in](#)


4. Clever “loads”.



Depending on school and grade-level, students will see different applications available through clever.

6. Double-click the application to open.

Families with multiple students using the same device will want their children to logout of clever after each use to make it easier for other family members to login. If you only have one student using the device, then it's fine to have the stay logged in.



To logout, return to the Clever window in your browser, click **your name** in the upper right corner, and click **Log Out**.