GRADES 1 to 12
DAILY LESSON LOG

School:	DepEdClub.com	Grade Level:	II
Teacher:	File created by Ma'am ESTRELLITA S. VINZON	Learning Area:	ALL SUBJECTS
Teaching Dates and Time:	MARCH 13 – 17, 2023 (WEEK 5-DAY 4)	Quarter:	3RD QUARTER

OBJECTIVES	ESP	A.P	ENGLISH	MTB	MATH	FILIPINO	MAPEH (P.E)
	(7:45-8:15)	(8:15- 8:55)	(9:15- 10:05)	(10:05- 10:55)	(1:00-1:50)	(1:50- 2:40)	(2:40-3:20)
A. Content Standard	Naipamamalas ang pag-unawa sa kahalagahan ng kamalayan sa karapatang pantao ng bata, pagkamasunurin tungo sa kaayusan at kapayapaan ng kapaligiran at ng bansang kinabibilangan	Naipamamalas ang kahalagahan ng mabuting paglilingkod ng mga namumuno sa pagsulong ng mga pangunahing hanapbuhay at pagtugon sa pangangailangan ng mga kasapi ng sariling	Demonstrate a love for reading stories and confidence in performing literacy-related activities/task	Demonstrates the ability to formulate ideas into sentences or longer texts using conventional spelling.	Understanding of time, standard measures of length, mass and capacity and area using square-tile units.	Naipamamalas ang pagpapahalaga at kasanayan sa paggamit ng wika sa komunikasyon at pagbasa ng iba't ibang uri ng panitikan Naisasagawa ang mapanuring pagbasa upang mapalawak ang talasalitaan	Demonstrates understanding of movement in relation to time, force and flow
B. Performance Standard	Naisasabuhay ang pagsunod sa iba't ibang paraan ng pagpapanatili ng kaayusan at kapayapaan sa pamayanan at bansa	Nakapagpapahayag ng pagpapahalaga sa pagsulong ng mabuting paglilingkod ng mga namumuno sa komunidad tungo sa pagtugon sa pangangailangan ng mga kasapi ng sariling komunidad	Listen to and follow simple directions. Recognize the value of having good study habits	Uses developing knowledge and skills to write clear and coherent sentences, simple paragraphs, and friendly letters from a variety of stimulus materials.	Is able to apply knowledge of time, standard measures of length, weight, and capacity, and area using square-tile units in mathematical problems and real-life situations.	Nababasa ang usapan, tula, talata, kuwento nang may tamang bilis, diin, tono, antala at ekspresyon F2TA-0a-j-3	Performs movements accurately involving time, force, and flow.
C. Learning Competency/ Objectives Write the LC code for each.	Nakatutukoy ng iba't ibang paraan upang mapanatili ang kalinisan at kaayusan sa pamayanan hal. - wastong pagtatapon ng basura *EsP2PPP- IIIg-h– 12*	Nasasabi ang kahalagahan ng mabuting pamumuno sa pagtugon ng pangangailangan ng mga tao sa komunidad. Nasasabi na ang pamumuno ay paglilingkod sa komunidad. *AP2PSK-IIIg-6*	Listen to and follow simple directions. Recognize the value of having good study habits	Nakabubuo ng isang patalastas o paunawa *MT2C-IIIa-i-2.3*	Tells and writes time in minutes including a.m. and p.m. using analog and digital clocks. *M2ME-IVa-5*	Naiuugnay ang binasa sa sariling karanasan *F2PB-IIIa-1*	Observes correct posture and body mechanics while performing movement Activities folk dances (Alitaptap/Rabong) *PE2PF-IIIa-h-14*
II. CONTENT	1. Pagmamahal sa Bansa 1.1. Pagkamasunurin (Obedience)	Aralin 6.2 Paglilingkod sa Komunidad	Lesson 20: Memory Game How Good Is Your Memory?	Modyul 23 IKADALAWAMPU'T TATLONG LINGGO	Lesson: Measuring time	Pag-uugnay ng Sariling Karanasan sa Nabasang Kuwento	Lesson 3.3.2 SIMPLE DANCE MIXERS

	1.2. Pagpapanatili ng kaayusan at kapayapaan (Peace and order)			Kamalayan sa Napapanahong Usapin			ALAHOY, Movement concepts in simple dance mixers such as Kamayan, Alahoy and Apat-apat
LEARNING RESOURCES							
A. References	K-12 CG. p	K-12 CG. p53	K-12 CG. p	K-12 CG. p	K-12 CG	K-12 CG. p	K-12 CG. p
1. Teacher's Guide pages	77-79	56-57	.31	200-201	331-334	123	256-259
2. Learner's Materials pages	186-193	187-195	296-298	170	232-233	330-331	
3. Textbook pages							
4. Additional Materials from Learning Resource (LR) portal							
B. Other Learning Resource	Larawan, tarpapel	Larawan, tarpapel	Pictures, tarpapel, activity sheet	Larawan, tarpapel	1. Digital clock 2. Picture/image of digital clock 3. Time rack with cubes (with numbers 1-12 for the number of hour and multiples of 5 from 5-60 for the number of minutes	Larawan, tarpapel	Pictures,charts
III. PROCEDURES							
A. Reviewing previous lesson or presenting the new lesson	Bakit kinakailangang maging malnis tayo sa ating kapaligiran?Ano ang kabutihang dulot ng tamang pagtatapon ng basura ?	Muling talakayin kung sino-sino ang naglilingkod sa inyong komunidad.Gumawa ng paglalarawan tungkol sa kanila . Pagpapakita ng mga larawan na nagpapakita ng iba't ibang pinuno ng komunidad.	Ask: What are the good study habits of Lot-lot that you should also practice to be a good pupil like her?	Tungkol saan ang balitang ating pinag-aralan?	Drill What time is shown in each clock below? 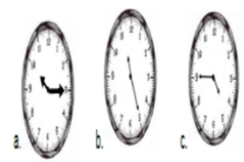	Ano-ano ang tradisyong ipinagdiriwang ng mga Pilipino? Ipakita ang ilang mga larawan at ipatukoy ang ngalan nito. Original File Submitted and Formatted by DepEd Club Member - visit depedclub.com for more	1. Drill: Warm up Activities Music: Hataw 1. Breathing exercise _____ - 16 cts. 2. Hands on waist, bend head sideward right and left alternately _____ - 16 ct 3. Hands on waist, bend head forward position and backward position _____ - 16 cts

							4. Hands on waist , circling both shoulders Forward,(8cts)and backward(8cts.) ____ - 16 cts 5. Do the jumping Jack 16 counts
B. Establishing a purpose for the lesson	Magpapaskil ng isa o higit pang larawan na nagpapakita ng wastong pagtatapon ng basura. Maaring magsaliksik sa internet ng mga larawan o video nito.	Mangalap ng iba-ibang ideya mula sa mga mag-aaral kung sino-sino ang mahahalagang tao na nakakaimpluwensiya sa iba –ibang larangan ng komunidad.	Ask: How good is your memory? Say: Look at the series of pictures.(Refer to Get Set! on p.296 of the L.M.) Now close your book. Name the pictures in their proper sequence starting from the left. (Refer to the pictures on p.296 of the L.M.) Look at the pictures. Now close your book. Name the pictures in their proper sequence starting from the left. 	Paano unti-unting napanumbalik ang likas na yaman ng mga Bundok ng Banahaw at San Cristobal?	2. Motivation Do the following. a. Present at least 3 models of digital clocks. b. Give the pupils time to look and hold the model clocks. Ask the pupils these questions: a. Are you familiar with these things? b. Who among you have things like these at home? c. What are these things? (clocks) d. What do these clocks tell us? (time) e. What symbol divides the hours and minutes in digital clocks? (colon) Unlocking of difficulties (optional) There are digital clocks that use 24-hour format, that 13:45 p.m. is equivalent to 1:45 p.m.	Magpaawit o magparinig ng isang awiting pamasko. Ano ang naalala mo sa tuwing maririnig ang awiting ito?	Do you have an experience in joining dance contests in schoo programs, during fiesta and other celebrations? What dance do you usually perform? What is your feeling while dancing?
C. Presenting examples/ instances of the new lesson	Sipiin ang tsart sa inyong kuwaderno. Lagyan ng tsek (/) ang tapat ng walis tambo kung masaya ka sa sinasabi ng pangungusap at tapat ng walis tingting kung hindi ka masaya.	Basahin muli ang pahina 188-191 sa LM	Say: Having a good memory is very important in studying. Good study habits help you develop a good memory too. Let's do the Memory Game.	Ipakita ang larawan ng paanan ng bundok na may nakalagay na paunawa sa LM sa pahina 170	a. Concrete 1. Say: this time, we will use this time rack (refer to the picture below which need to be prepared by the teacher) in telling time.	 **Basahin Natin** Sa pahina 330 sa LM, Basahin "Ang Pasko."	Show pictures of children dancing. Tell them that they are going to perform some dances like what the picture shows.

					 2. Show a time in the rack using the cubes. Then, let the pupils read it. Give at least three examples. 3. This time, the teacher and the pupils will exchange roles. The teacher will give the time and the pupils will arrange the cubes to represent the time. b. Pictorial Individual Activity: 1. Enumerate three important activities you usually do every day. 2. Draw digital clocks at the side of each activity. 3. Then, write the time when you usually attend each activity. c. Abstract Ask the pupils to read and write how the time is read. 1. 10:00 a.m. 2. 4:30 p.m. 3. 11:45 a.m.		
D. Discussing new concepts and practicing new skills #1	Ang sanhi ng baha ay ang pagbabara ng mga kanal. Magbigay ng sarili mong solusyon upang maiwasan ang ganitong sitwasyon. Gumawa ng bangkang papel at isulat ang iyong sagot sa loob nito.	1. Sino-sino ang mga lider o pinuno na nakakaimpluwensiya sa inyong komunidad? 2. Ano-ano ang mga mahahalagang impluwensiya nila sa inyong komunidad?	Let's Aim Studying well is a good habit to develop. Memorizing important details is very helpful. Here is a memory game to help you have fun while memorizing things.	Ano ang napansin ninyo sa larawan?	Performing the Task Ask : How do you read time ? What are the the different ways in reading time?	 1. Kailan ipinagdiriwang ang Pasko? 2. Ano-ano ang ginagawa ng mga	Activity 1- Performing Change Step step, close , step R L R 1 and 2 The teacher will show and explain the correct way of "change step" and then class follows.

						bata kung araw ng Pasko? 3. Ano-ano ang ginagawa mo kung araw ng Pasko?	1. Step right foot sideward right Ct. 1 2. Close left foot to the right, Ct .and 3. Step right foot in place Ct. 2 4. Repeat with the left foot. Cts. 1and 2 5. Repeat in different directions Cts. 1and 2
E. Discussing new concepts and practicing new skills #2	Umisip ng tatlong mabubuting epekto ng wastong pagtatapon ng basura sa ating kapaligiran. Isulat ang sagot sa loob ng kahon. 	Itala ang mahahalagang tao sa komunidad at ang kanilang impluwensiya. Mahahalagang tao sa Komunidad | Mahahalagang Impluwensiya Nila sa Komunidad	Ready! Step 1: Color the cards above. Make sure you use the same color on the same pictures. Step 2: Cut out the whole big box. Follow the thick black outline. Step 3: Spread glue on the back of the whole box and glue it on an old folder or cardboard. Step 4: When it dries, cut the small cards along the dotted lines. The object of the game is for a player to get the most number of matching cards.	Ano ang nakasulat sa paunawa? .	A. Gawin ang bawat sumusunod. 1. Isulat ang oras na “ika-apat at kalahati ng hapon”. 2. Isulat kung paano basahin ang 7:15 a.m. 3. Ipakita kung paano nagkakaiba ang 2:30 at 3:20. B. Isulat kung paano basahin ang oras. 	**Pahalagahan Natin** Pahalagahan natin ang mga tradisyon ng ating bansa.	Activity 2-Performing Heel and Toe Change Step Heel – place, toe –point Step –close -step 1 2 1 and 2 The teacher will show and explain the correct way of “heel and toe change step” and then the class follows. 1. Place right heel in front Heel & Ct. 1 2. Point right foot in rear Toe Ct. 2 3. Step right foot in place Change Ct. 1 4. Step left foot near the right foot Steps Ct. 1 5. Step R foot again in place Ct. 2 6. Repeat all with the left foot 7. Repeat all in different directions
F. Developing mastery (leads to Formative Assessment 3)	Muling basahin ang tula “Basura ang Dahilan ni I. M. Gonzales”	Gawain 2 Gamit ang semantic webbing , isulat sa bilog ang	Have pupils do We Can Do It on p.298 of the L.M. Set! Lay the cards upside down on the table in a grid	Para kanino kaya ang paunawa? Paano ito isinulat? Ano-anong mahahalagang impormasyon ang makikita sa patalastas/paunawa?	Gawain 2 Ang mga Gawain ni Buboy tuwing araw ng Linggo ay nakasulat sa ibaba. Mga Gawain Oras Maligo 6:30 a.m. Kumain ng almusal 7:00 a.m.	**Gawin Natin** Itala ang mga gawain sa araw ng Pasko.	Group the pupils into four. Each group will perform the “change step and “heel and toe change step” Performance by group: Group 1-

		iba pang taong mahalaga sa  komunidad.	form. Go! Player 1 upturns two cards. If they are not the same picture, they must be placed back upside down. If the pictures are the same, Player 1 keeps them	.	Maglinis ng kuwarto 7:30 a.m. Magsimba 9:00 a.m. Kumain ng tanghalian 11:30 a.m. Maglaro 4:00 p.m. Kumain ng hapunan 7:00 p.m. Mag-aral ng leksiyon 7:30 p.m. Matulog 8:30 p.m.		Group 2- Group 3- Group 4 Did you enjoy the steps Did you try your best to do the correct movements?
G. Finding practical application of concepts and skills in daily living	Anu-ano ang mga paraan ng wastong pagtatapon ng basura? Dapat bang maging malinis tayo sa ating paligid? Bakit?	Gumawa ng limang pangungusap na nagsasaad ng mahahalagang impluwensiya ng isang mahalagang tao sa inyong komunidad. 1._____ 2._____ 3._____ 4._____ 5._____	Player 2 upturns two cards and tries to see if the cards match. The players take turns upturning the cards. The player with the most number of matching cards wins	Bumuo ng paunawa o patalastas tungkol sa sitwasyong nasa ibaba. “Maraming halamang namumulaklak sa isang parke. Hindi pwedeng pitasin ang mga ito.”	Isulat sa inyong kuwaderno ang oras ng mga nakalarawang Gawain ni Buboy. 	 Ipagawa ang Sanayin Natin sa LM pahina 331 Isulat ang sariling karanasan sa pagdiriwang na nasa larawan. 	a. I will show you the dance step and movements of the dance “Alahoy”. Follow after me. b. With the music of “Don’t You Go” the teacher will dance the “Alahoy”. c. Explain to the class that they should be careful in moving forward and backward so that they will not bump somebody. ALAHOY

						 	Music : No Te Vayas o Don't You Go Formation: Form two circles. Boys will be in the inner circle while the girls in the outer circle. Partners hold inside hand while the other hand is freely moving downward. Sta the dance moving clockwise. Procedure : 1.Starting with the R foot,execute heel and toe and change step forward- 4 s a. Place the R heel in front ……. ct.1 b.Point R foot in rear…… - ct.2 c. Step R foot in front…… - ct.1 d.Close L foot to the right……- ct. and e. Step right foot in place…… …… - ct.2 f. Repeat a-e with the L foot…… . - ct.2 2. Change step R and L a. Step right foot sidewar… - ct.1 b. Close L to R foot…… - ct.1 and c. Step R in place/sideward …….... - ct 2

							d. Repeat all a-c with the l foot…… - cts.1 & 2 e. Repeat all a-d…… - cts.1 & 2 1 and 2
H.Making generalizations and abstractions about the lesson	Basahin ang muli ang “Ating Tandaan” nang sabay-sabay hanggang sa ito ay maisaulo ng mga bata.	Basahin ang Ating Tandaan sa pahina 194 sa LM	How do you feel about the memory game? What is the important thing you should remember in doing this activity?	Ipabasa ang Tandaan sa LM sa pahina 170 Sa pagsulat ng patalastas o paunawa,inilalagay ang paksa o layunin ng paunawa at kung para kanino ito.	Ask: How do we read and write time in a digital clock?	 Isang paraan upang maunawaan ang isang binabasa ay ang pag-uugnay nito sa sariling karanasan. .	Change Step and Heel and Toe Change Steps are in 2/4 time signature.This steps can be found in the dance “Alahoy”
I. Evaluating learning	Sa iyong sagutang pael, gumuhit ng masayang mukha ( ) kung sang-ayon ka sa sinasabi ng pangungusap at malungkot na mukha ( ) kung hindi. 1. Dapat itapon ang basura sa tamang lagayan. 2. Pabayaang mabulok ang basura kung hindi itomakokolekta ng trak. 3. Dapat sunugin ang mga tuyong dahon at mgapapel 4. Ilagay muna sa bulsa ang maliliit na basura atitapon pag-uwi ng bahay. 5. Gamiting muli ang mga gamit na puwede pa.	A.Isulat sa patlang ang 5 mahahalagang impluwensiya ng isang pinuno sa inyong komunidad. 1._____ 2._____ 3._____ 4._____ 5._____	Have pupils answer Measure My Learning on p.298 of the L.M Let’s try to test your memory again. Recall all the words with consonant digraphs that you have learned.	Bumuo ng paunawa o patalastas tungkol sa: Wastong pagtatapon ng basura sa basurahan. Ipaskil ito sa silid-aralan.	Tell and write the time of hours and minutes in the digital clocks shown (may use of flash cards or power point presentation). Be sure all pupils are given the turn to tell and write the time. Below are examples of the time the teacher can use. 1. 2:25 p.m. 2. 8:15 a.m. 3. 9:45 a.m. 4. 5:30 p.m. 5. 11:40 a.m	Pasagutan ang Linangin Natin sa LM pahina 331  Sumulat ng dalawa hanggang tatlong pangungusap tungkol sa regalong natanggap.	Divide the class into four groups. Each group will choose and perform one dance from the dances “kamayan, alahoy and apat-apat”. 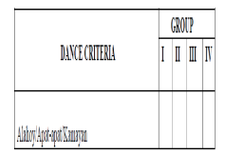 Legend: VG-Very Good Applies all the concepts of the movements of the dance correctly G - Good - Was not able to apply one or two of the correct concepts or the movements of the dance NI - Needs improvemer - Was not able to apply concepts on the movements of the dance
J. Additional activities for					(Assignment)		

application or remediation	Sa tamang pagtatapon ng basura Bayan natin ay gaganda.				Pag-aralan ang tatlong digital clocks at pagkatapos ay sagutin ang mga tanong.  1. Ang klase ni Rachel ay ika-7:00 ng umaga. Aling oras dapat siya nasa paaralan para hindi mahuli? 2. Aling oras ang madalas na ikaw ay dumarating sa paaralan? Bakit? 3. Si Mang Kanor ay pupunta sa bukid sa ika-8:00 ng umaga. Aling oras ang pinakamabuti na siya ay kumain ng agahan? Bakit?		
IV. REMARKS							
V. REFLECTION							
A..No. of learners who earned 80% in the evaluation							
B.No. of learners who require additional activities for remediation who scored below 80%							
C. Did the remedial lessons work? No. of learners who have caught up with the lesson							

D. No. of learners who continue to require remediation							
E. Which of my teachingstrategies worked well? Why did these work?							
F. What difficulties did I encounter which my principal or supervisor can help me solve?							
G. What innovation or localized materials did I use/discover which I wish to share with other teachers?							