

JOIN

1. Be sure you have “joined” **our shared album** from science camp. Add it to your library.



Add to library

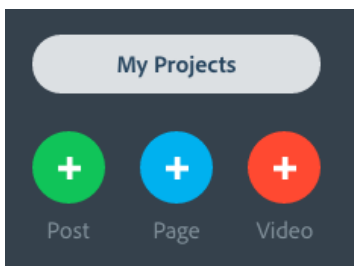


Add to library

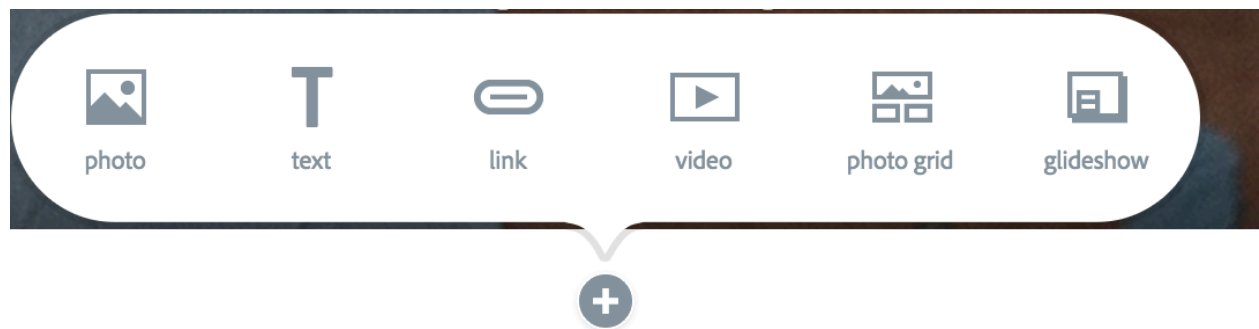
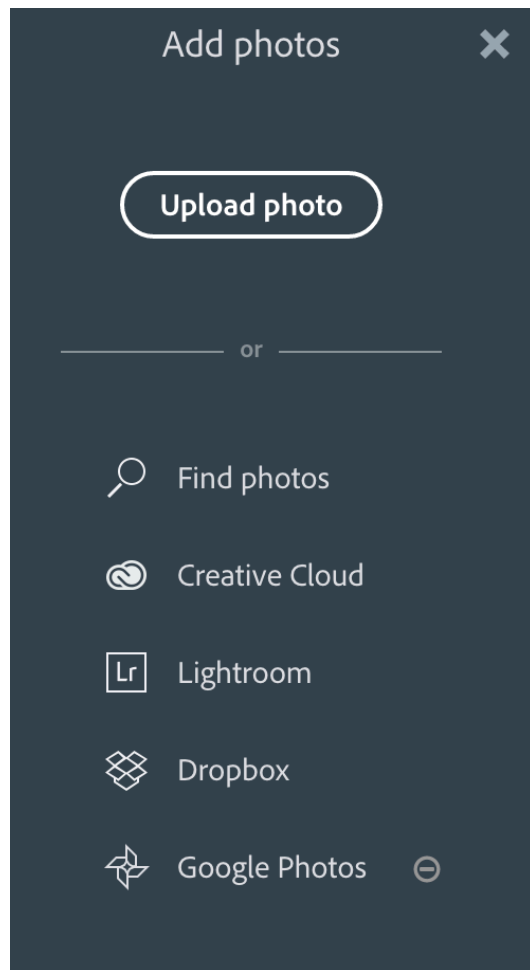
2. Go to [Adobe Spark](#) and log in w our class Adobe account.



Choose “Page” to make your Adobe Slate project from your Chromebook.



Add relevant photos to your project, and tell the story of your day, highlights, takeaways, and *what you learned*. Include writing, links to more learning, etc., and experiment with “glideshows” and various layouts. Add your title and first name only. When you add photos, connect it to your Google Photos.



You can edit later if you don't finish today, but when you are done, choose a theme, and then "share" it. You can add credits of who took the photos as well. **(Delete your last name!)**

Share



Title

Mission San Juan Bautista Field T..

Education



Author

Nicole

D



Can be discovered by the Adobe Spark community.



Photo Credits

Add your own photo credits

restore

Create Link

Then share the link on **this form**.

Then check out **our class projects**.