Canvas – Parent / Guardian Account Setup

Canvas is the program Cabarrus County uses for online teaching throughout the district; students will login to access their courses and content throughout the year. Parents and guardians are also able to set up an account and link it to their child's (or children's) account as an Observer. This allows for monitoring of assignment due dates, announcements, emails, and other course content. This Guide will walk you through **Student Login**, **Obtaining a Pairing Code** and **Creating a Parent / Guardian Account**.

Student Login

1. You login directly to https://cabarrus.instructure.com/login/canvas

2. Login is their school username (first initial of first name + last name + last 4 digits of lunch number) @cabarrus.k12.nc.us - the password is their entire school lunch number. For example:

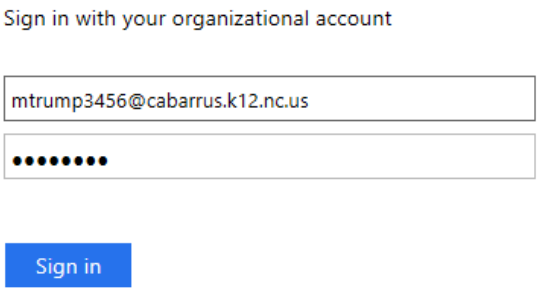

Obtain Pairing Code

1. To obtain a pairing code (needed to create parent / guardian account), first have the student login.

2. Click on the **Account** button in the left sidebar then **Settings**:

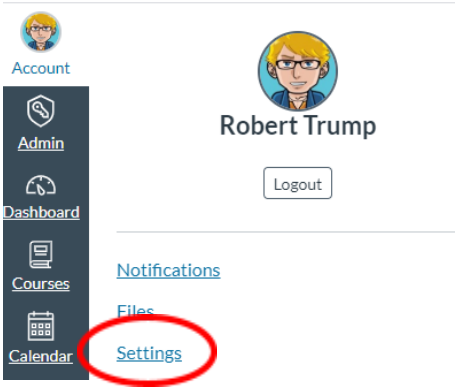

Created by: Mike Trump
Revised 8/21/2023

Canvas – Parent / Guardian Account Setup

3. Click on the **Pair with Observer** button on the right side of the screen:

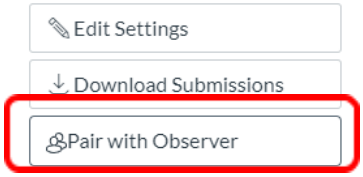

4. Copy or write down the Pairing Code for use in creating the Parent / Guardian account.

Create Parent / Guardian Account

1. Go to our school webpage and either click on **I Want to…** on the top bar and choose **…log in to Canvas as a Parent**. Click! You can also go directly to **Useful Links** or https://cabarrus.instructure.com/login/canvas

2. Click on **Need a Canvas Account?** in the login box:

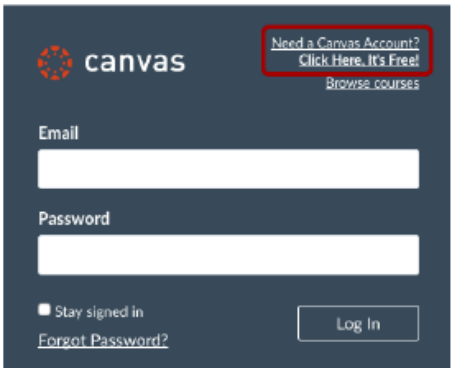

3 Choose the **Parents sign up here** link:



3. Fill the signup fields and click **Start Participating**. You will notice one of the fields will ask you for the **Student Pairing Code** you acquired in the previous section:

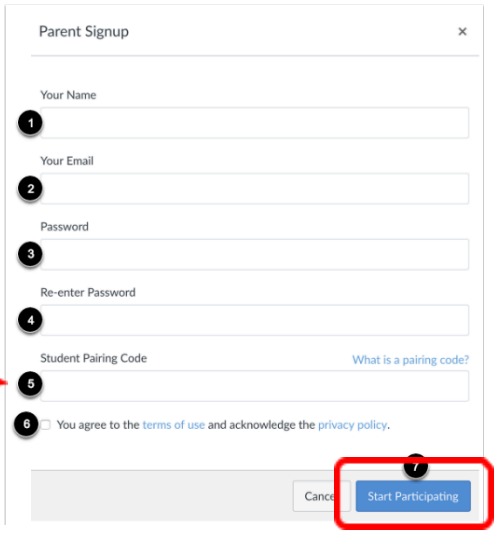

Created by: Mike Trump
Revised 8/21/2023