

Schools on the Move Toward Excellence 2019

Schools that Improved by Two Letter Grades

The Arkansas Department of Education recently released the 2019 Every Student Succeeds Act (ESSA) Index Scores and Letter Grade reports. The 2017-2018 academic year saw three schools, one elementary and two high schools increased their overall ESSA Score by more than five points and improve by two letter grades. During the 2018-2019 academic year, six schools, four elementary and two high schools increased their overall ESSA Score by more than seven points and improved by two letter grades:

- Eudora Elementary School in Lakeside School District (Chicot County)
- Portland Elementary School in Hamburg School District
- Sparkman Elementary School in Harmony Grove School District (Ouachita County)
- Ward Central Elementary School in Cabot School District
- Kingston High School in Jasper School District
- Monticello High School in Monticello School District

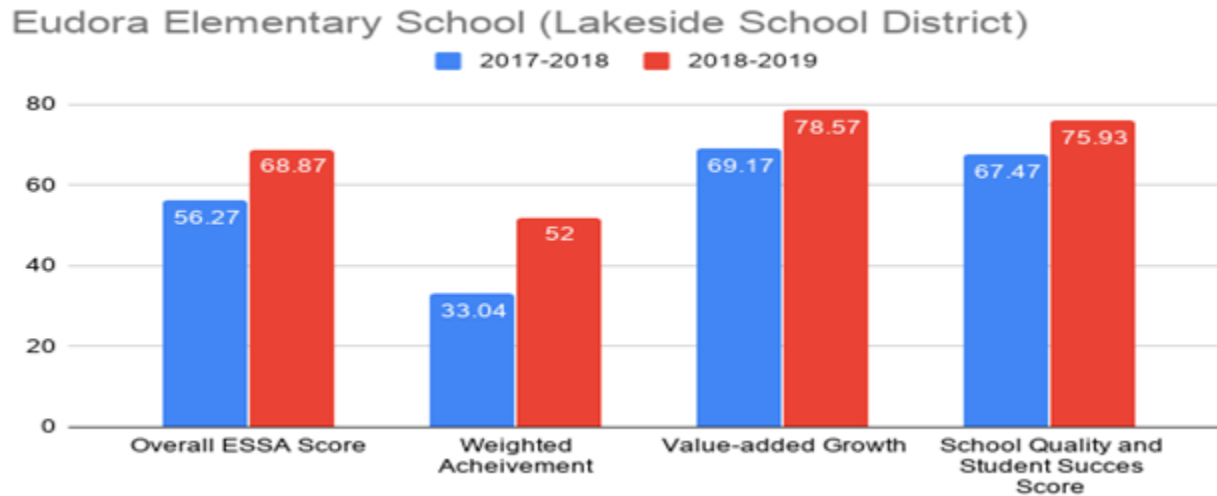
ESSA gives districts the opportunity to redefine accountability for their schools and utilize evidence-based strategies best designed to meet their specific needs. Under ESSA, Arkansas created a plan with input from all stakeholders, including educators and community members. Arkansas' ESSA School Index contains five indicators for success:

- Weighted Achievement;
- Growth;
- Progress to English Language Proficiency;
- Graduation rate, and;
- School quality and student success

Eudora Elementary: From F to C

Eudora Elementary School is part of the Lakeside School District. Located in the Southeast part of the state, Eudora Elementary serves grades PK-3. From the 2017-2018 academic year to 2018-2019, their Overall ESSA Score went from 56.27 (F) to a 68.87 (C). The school saw their weighted achievement score increased from a 33.04 during the 2017-2018 year to a 52 for the 2018-2019 academic year.

Figure 1: Eudora Elementary ESSA School Index Indicators for 2017-18 and 2018-19



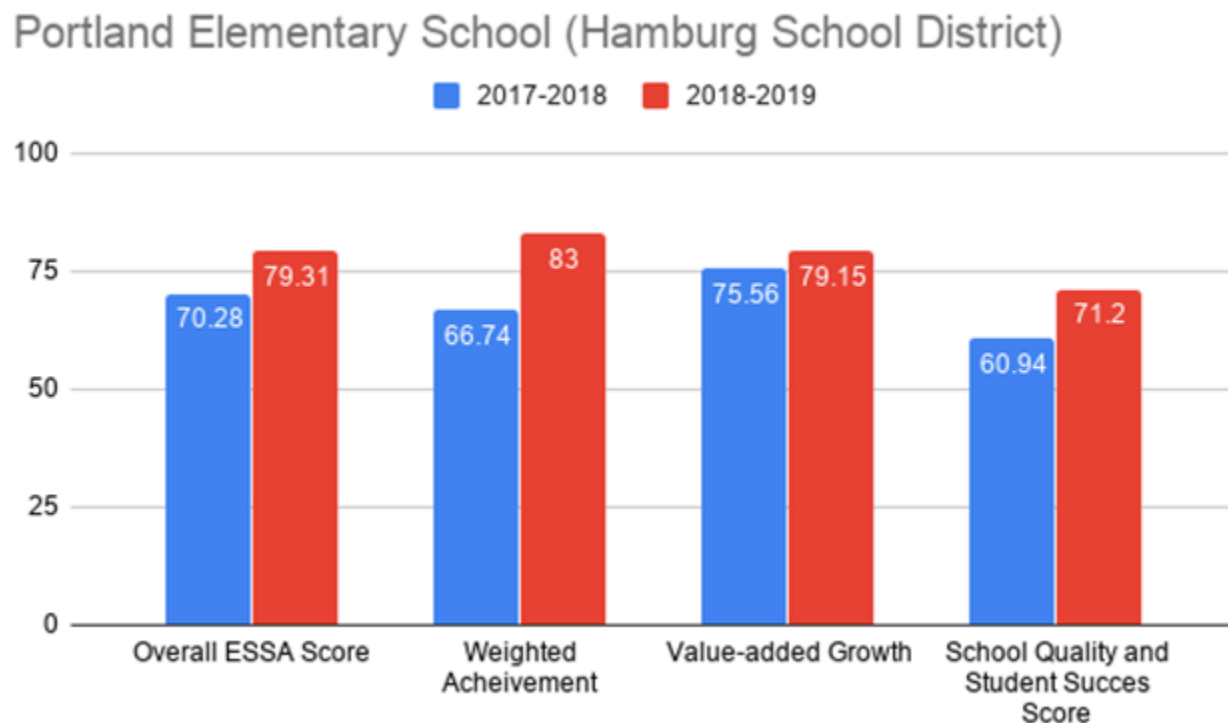
There was a total commitment to the effort needed to influence student growth and learning. The entire staff along with parents and students established common goals and were committed to the work that needed to be accomplished to improve school quality and student success. Personalized learning for each student was accomplished through collaborative work among teachers, external providers, and parents. Overall, for the year, parental involvement improved and helped to increase student engagement and attendance. The use of targeted and purposeful parental involvement was a major implementation as parents of absent students were contacted in a timely manner. This often resulted in students being brought to school rather than missing a day of instruction. Parents were also invited into the school as a part of the support structure and data-driven intervention process.

External service providers were contracted to support teachers through the collaborative process. They came with expertise in content areas, data analysis, and instructional strategies that proved valuable as Eudora Elementary experienced a weighted achievement score increase of 18.96 points. The district was conscious in making use of the support structure necessary to ensure time on task for students and instructional time for teachers was protected. During professional development, emphasis was also placed on writing and literacy with RISE being a priority for teachers in grades K-3. Teachers also utilized meeting time to focus on growth and needs of individual students. With a continued sense of urgency with their success, higher goals have been set for the future. Principal Sims shared that there is a feeling of accomplishment that our hard work and determination paid off. Teachers had uninterrupted time to teach and this also helped the flow of lessons and the timeliness in planning. The hard work of each teacher has really paid off for each student.

Portland Elementary: C to an A

Located within the Hamburg School District, Portland Elementary improved their letter grade from a C to an A. Serving grades PK-5, the elementary school saw its weighted achievement increase from 66.74 to 83 last year. The overall ESSA Score went from a 70.28 (C) during the 2017-18 year to a 79.31 (A) in 2018-19.

Figure 2: Portland Elementary School ESSA Index Score Index Indicators for 2017-18 and 2018-19.



Principal Cristy West noted that the letter grade improvement is to the credit of the hard work of the teachers, staff and students. Portland Elementary School worked with a viable and reliable curriculum to move students forward in the ESSA School Index. Ms. West stated that high expectations were set for all students. Their weighted achievement points increased due to moving more students into Ready and Exceeding. Growth points increased for white students, economically disadvantaged, and even more so for

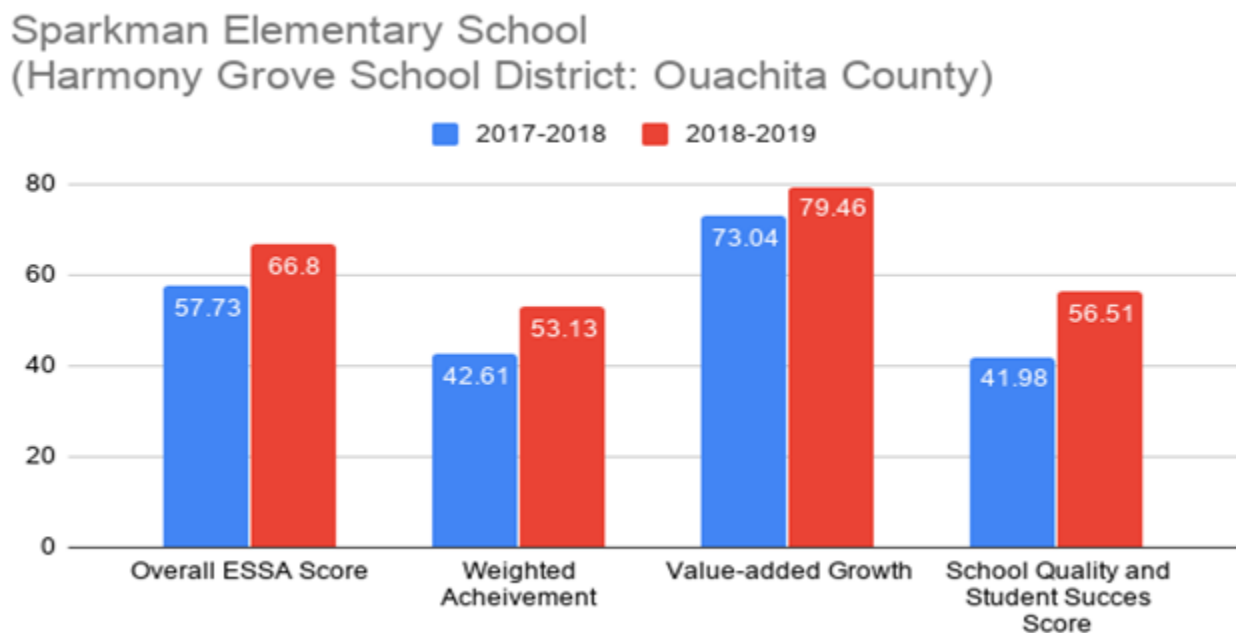
their Hispanic population. They saw their SQSS points increase due to growth in their science achievement and grade level reading. Ms. West shared that their success was a result of the teachers and students being engaged in learning with the expectation that everyone contributes. This systematic approach, overtime has moved this community of learners forward.

According to Ms. West, teachers went through year-one professional development and implementation of Arkansas A+ and a partial implementation of Project Lead the Way. Both programs increase student engagement, which typically impacts achievement and can too improve attendance. Teachers agree that this helped increase student engagement, which was very important in their achievement levels and growth. Portland Elementary spent the year working hard and were astonished when they received the call from the superintendent to share that they had earned an A.

Sparkman Elementary School: F to C

Serving grades K-6, Sparkman Elementary School improved their letter grade from a F to a C during the 2018-19 academic year. Their ESSA Index Score saw a 9.07 point improvement from a 57.73 to a 66.8.

Figure 3: Sparkman Elementary School ESSA Index Score Index Indicators for 2017-18 and 2018-19



Mr. Larry Knight, Principal at Sparkman Elementary noted that they were able to accomplish this success due to their total buy-in from all teachers and staff. After the 2017-2018 letter grade was announced, many were devastated and felt like they had failed our students. Previously, many online educational tools were utilized in all grades. He shared with candor that after reflecting on their 2017-2018 outcome, it was determined that instruction had become too reliant on these online methods and it in return hurt the educational foundation of students. Sparkman Elementary took time to look at their scores and realized that much work needed to be done to place a stronger emphasis on reading. It was difficult to discuss candidly how it was imperative that reading scores were not where they needed to be and having a negative impact on all subject areas. Emphasis was also placed on problems with attendance.

To improve instruction, Sparkman Elementary enlisted help from the South Central Service Cooperative, a literacy consultant, and area businesses. Several new strategies to increase student achievement were implemented. RISE training during the summer and throughout the year helped teachers to better teach students how to read and use the strategies provided in these trainings to improve reading instruction. The school also implemented an after school tutoring program allowing students to receive additional

support if they were reading below their grade level. Students were divided by their reading levels and taught from where they were to increase reading levels. Students received incentives across the district for reading.

Students began taking the ACT-Aspire interim assessments to give them a better understanding and the opportunity to practice to become comfortable working in that format. To address the dependence with online instruction, students and teachers were only to use computers as a resource. During professional development days during the school year, all teachers used the same writing program, Step Up to Writing, in grades K-6. All of these measures along with teacher collaboration helped students grow from where they previously were.

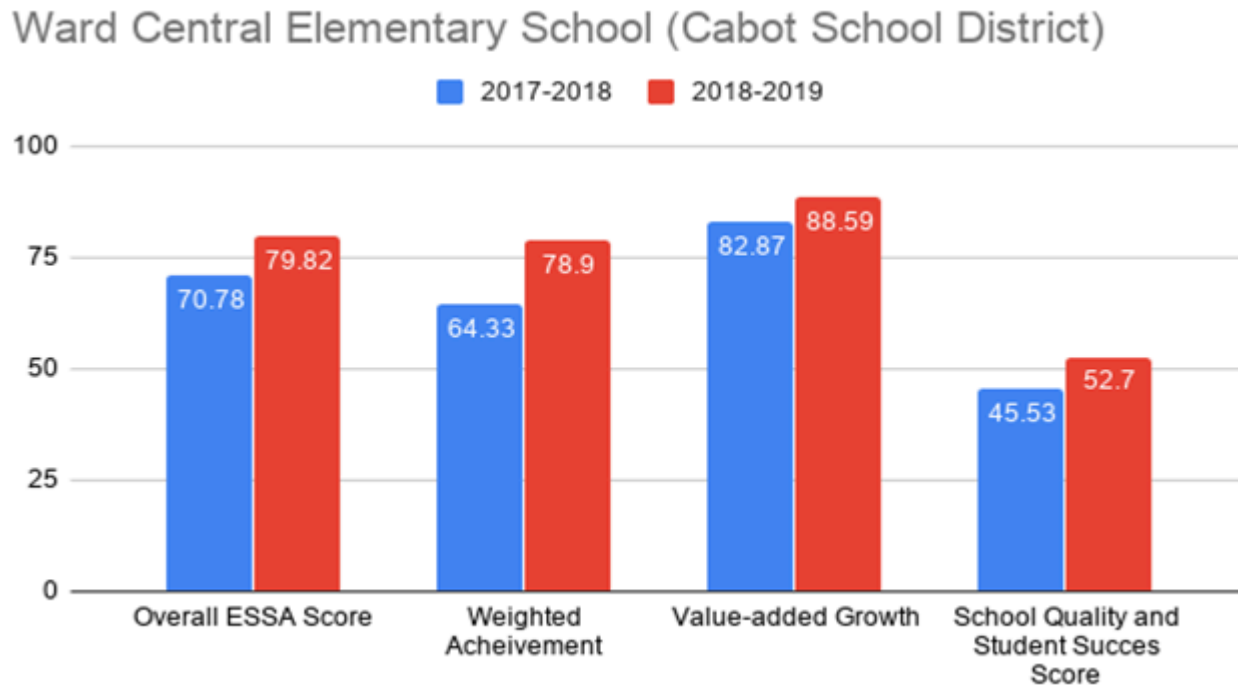
Mr. Knight proudly correlated their +10.52 weighted achievement score increase with the support received from the South Center Service Cooperative and the hiring of a literacy consultant. They provided teachers with tremendous support and resources to determine best practices for set goals. When letter grades were released, the district was very excited to see that the strategies implemented and hard work proved successful. Mr. Knight shared, “our teachers shed tears, hugged, and were ecstatic. It gave them such a boost to show that their hard work paid off.”

During this past year, communication was greatly improved between teachers, administrators, parents, students, and specialists. It was a common goal for each teacher and administrator to provide any additional push to address student success needs. Mr. Knight concluded, “we almost immediately began to plan how to maintain our A letter grade status as well as continued improvement each and every year.” Each teacher went in their classroom daily with the mindset that each student was capable of doing anything if they believed in themselves. The motto “Sparkman Raiders can do hard things” was adopted by the school. Mr. Knight concluded with “I am so very proud to have such a tremendous staff that cares about the well-being of the kids they come in contact with every day. They spend many hours after school and spend time away from their families to ensure their students are successful. It is an honor to work with them and be a part of the Sparkman family.”

Ward Central Elementary School: C to an A

Serving grades K-4, Ward Central Elementary School saw their letter grade improve from a C to an A during the 2018-19 academic year. Their ESSA Index Score saw a 9.04 point improvement from a 70.78 to a 79.82.

Figure 4: Ward Central Elementary School ESSA Index Score Index Indicators for 2017-18 and 2018-19



Frankie Glover, Assistant Principal, stated that improving school culture had a huge impact on achievement. Focus was placed on a student affirmation created during August 2018 professional development. Each teacher began saying it with the kids and challenged their families to recite it with them at home. Students were also encouraged to set high expectations for themselves. The teachers made sure that all of the students and their families are aware of the progress made towards their goals and necessary steps to get them there. Everyday students are celebrated in a variety of ways as goals are met and they are pushed and supported to their next goal.

The use of Northwest Evaluation Association Measures of Academic Progress (NWEA MAP) Growth projected proficiency report was a new strategy implemented to give us an estimate of student readiness levels, because the growth on NWEA MAP has been correlated with ACT Aspire achievement. Ward Central uses those results to determine the standards that need to be developed or are ready to be introduced. Glover shared that they also began using common assessments to monitor students' progress towards

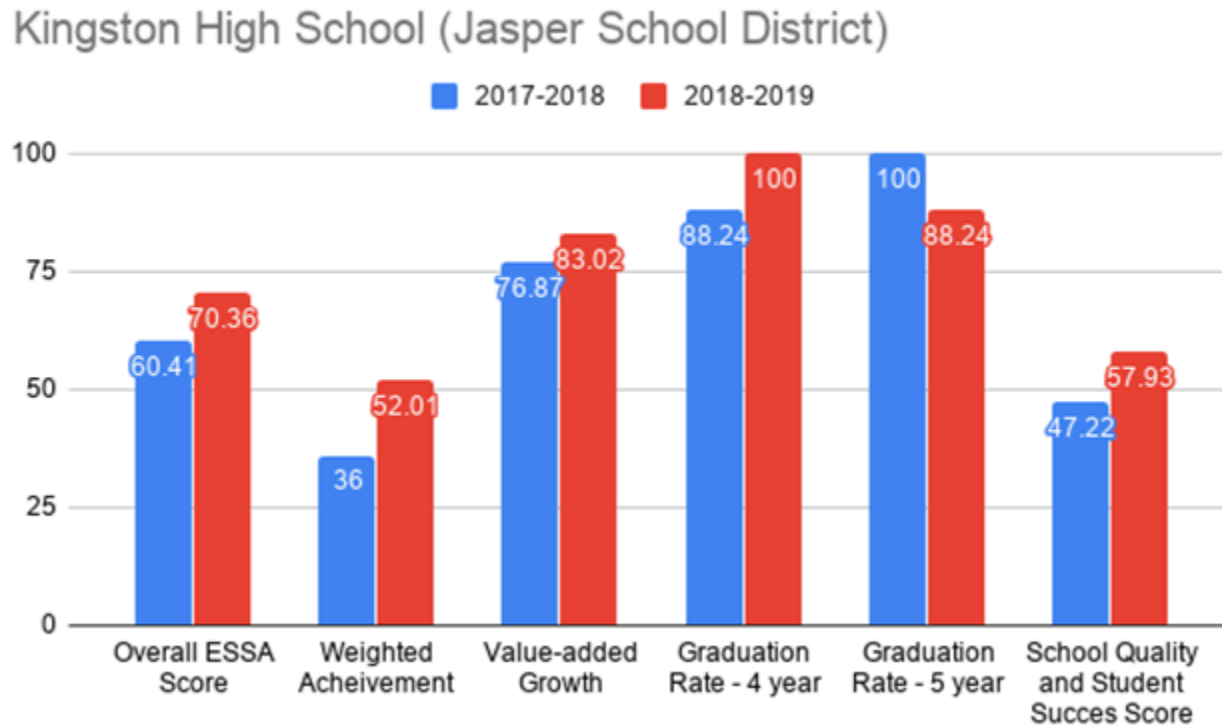
standards mastery. Common assessments and daily English Language Arts lessons incorporate challenging texts and high level questions to help immerse students in thought provoking material. Math interventionists continue to work with math teachers to ensure students are getting the best math instruction each day and are able to explain their thinking. Collaborative meetings take place and provide time to analyze data and discuss student achievement.

Ward Central Elementary experienced a weighted achievement score increase of +14.5. Ms. Glover said, "We are all challenged to focus on each student's achievement. We are so fortunate in this district to have support from our leaders. Our district has opportunities to shine in so many different ways, and we are proud of that." The Cabot Board of Education has core beliefs that speak to the responsibility of educators and their charge to have an impact on each child. One core belief states, "All children in Cabot Public Schools have the opportunity to be academically prepared to reach their dreams." This is wanted for each student. Glover concluded, "We were so excited when we saw that we had moved from a C to an A. We knew that our entire school had been working harder than ever, and seeing it payoff is so motivating." Conversations and new strategies for continuous improvement are parallel to celebrations of current and future student achievement and growth at Ward Central Elementary.

Kingston High School: D to a B

Serving grades 7-12, Kinston High School saw their letter grade improve from a D to a B during the 2018-19 academic year. Their ESSA Index Score saw a 9.95 point improvement from a 60.41 to a 70.36.

Figure 5: Kingston High School ESSA Index Score Index Indicators for 2017-18 and 2018-19



Many positive changes were made at Kingston High School last year that impacted student achievement: Setting a Culture of High Expectations, Personalized Learning, School-Wide Literacy Focus, Placing a focus on Growth, and Support from Ozarks Unlimited Educational Cooperative.

To help set a culture of high expectations, the atmosphere was kept positive while the importance of the week of testing was reinforced. This helped significantly with student and teacher motivation. Celebrations and incentives were used to increase motivation. The students and staff worked hard and were dedicated to success throughout the year. Flexible scheduling was explored with an emphasis placed on personalized learning for students. A flexible period was built into the daily schedule allowing students to receive intervention and/or enrichment on essential standards.

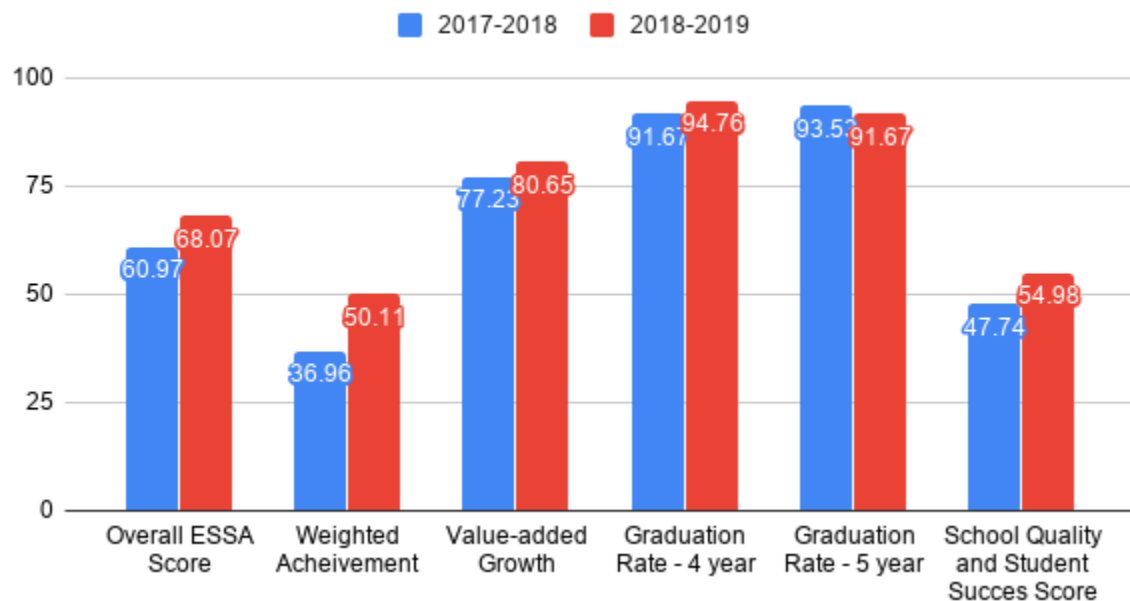
Targeting school wide literacy included the incorporation of high-yield literacy strategies across all content areas. Moving forward, that focus continues and sustained growth is anticipated. Teachers shifted their focus from being primarily on achievement and adopted a growth mindset. This reinforced the value of a strong work ethic for some students who felt that they really had never had a chance to achieve in the past. Mr. Seth Villines, Principal stated that “seeing this growth has given me a great deal of pride in the staff and students of this school. Their hard work and dedication made this growth possible. It also makes me excited about the potential that we have for growth in the future”. Additional support was requested and received from the regional educational cooperative. Literacy Specialists pushed into the school and provided modeling, coaching, and resources needed to implement literacy instruction supported by the Science of Reading. Math and Science Specialists also provided support to teachers on strategies based on current best practices in math and science.

Monticello High School: D to a B

Serving grades 9-12, Monticello High School saw their letter grade improve from a D to a B during the 2018-19 academic year. Their ESSA Index Score saw a 7.1 point improvement from a 60.97 to a 68.07.

Figure 5: Monticello High School ESSA Index Score Index Indicators for 2017-18 and 2018-19

Monticello High School (Monticello School District)



Monticello Middle School has been a Professional Learning Community for the past three years, which is having a positive impact on high school student performance. Veteran teachers mentor novice teachers through co-teaching and model teaching strategies. Focus continues on the improvement of school climate by creating a message through the entire staff that student success is top priority. Students were assigned to a homeroom teacher to work on their individualized Student Success Plans. These meetings included discussing student data and future academic goals. A 7-period day schedule was adopted as they transitioned away from block scheduling to help teachers and students better utilize class time. Data on grades, discipline, and tardiness were continuously monitored and addressed .

Principal Susan White shared that to focus on student areas of weakness, teachers placed students in groups based on their need for additional help. Emphasis was also placed on writing and literacy in English classes. Peer graded papers and review was used for alignment. Additional writing was also incorporated into social studies classes. Monticello High saw their weighted achievement jump from a 36.96 to a 50.11 in 2018-19. Professional development days during the beginning of the school year placed emphasis on

understanding and utilizing data to target where students needed extra support. Students utilized intervention time during homeroom for individualized support. This time was also used to help students increase ACT scores. The majority of students attended an ACT Prep boot camp that were close to scoring at College and Career Ready. The math facilitator co-taught Algebra I where classes were often split so students could get more specific help. The math facilitator also served as a substitute when a math teacher was absent. The hard work of each teacher has really paid off for the students.

While Eudora Elementary, Portland Elementary, Sparkman Elementary, Ward Central Elementary, Kingston High School, and Monticello High School saw an increase of two letter grades from their success, they were not the only schools to improve their overall ESSA Index Score by more than seven points. To see other schools that experienced similar success, please visit the following link:

<https://docs.google.com/document/d/1oqxnnazwd1FotHQcVJ6KFy8XtrdMzDxk616dkcfB6BY/edit?usp=sharing>

2019 Overall Report Highlights

- [Overall ESSA School Index Score Increases](#)
- [Weighted Achievement Increases](#)
- [Value Added Growth Increases](#)

One hundred fifty-three (153) schools raised their letter grade in 2019. Six (6) school improved by two letter grades and one hundred forty-seven (147) schools raised their letter grade by one letter. Schools on the Move Toward Excellence - Great work!

During the 2018-2019 academic year, six schools, four elementary and two high schools increased their overall ESSA Score by more than seven points and improved by two letter grades:

- Eudora Elementary
- Portland Elementary
- Sparkman Elementary

- Ward Central Elementary
- Kingston High School
- Monticello High School

District Name	School LEA	School Name	Grade Span Assigned Based on School Grade Range	School Letter Grade 2019	School Letter Grade 2018	Change in ESSA Index Score 2018 to 2019
HAMBURG SCHOOL DISTRICT	0203027	PORTLAND ELEMENTARY SCHOOL	1 - Elementary Level	A	C	9.03
CABOT SCHOOL DISTRICT	4304009	WARD CENTRAL ELEMENTARY	1 - Elementary Level	A	C	9.04
MONTICELLO SCHOOL DISTRICT	2203012	MONTICELLO HIGH SCHOOL	3 - High School Level	B	D	7.1
JASPER SCHOOL DISTRICT	5102008	KINGSTON HIGH SCHOOL	3 - High School Level	B	D	9.95
LAKESIDE SCHOOL DIST(CHICOT)	0903007	EUDORA ELEMENTARY SCHOOL	1 - Elementary Level	C	F	12.6
HARMONY GROVE SCHOOL DISTRICT (OUACHITA)	5205011	SPARKMAN ELEMENTARY SCHOOL	1 - Elementary Level	C	F	9.07

One hundred forty-seven (147) schools raised their rating by one letter grade in 2019 from 2018:

District LEA	District Name	School LEA	School Name	Grade Span Assigned Based on School Grade Range	School Letter Grade 2019	School Letter Grade 2018	Change in ESSA Index Score 2018 to 2019
0401000	BENTONVILLE SCHOOL DISTRICT	0401019	BENTONVILLE WEST HIGH SCHOOL	3 - High School Level	A	B	3.43
0401000	BENTONVILLE SCHOOL DISTRICT	0401014	CENTERTON GAMBLE ELEMENTARY	1 - Elementary Level	A	B	2.26
0404000	GRAVETTE SCHOOL DISTRICT	0404022	GRAVETTE HIGH SCHOOL	3 - High School Level	A	B	2.88
0405000	ROGERS SCHOOL DISTRICT	0405051	OLD WIRE ELEMENTARY SCHOOL	1 - Elementary Level	A	B	5.47
0501000	ALPENA SCHOOL DISTRICT	0501002	ALPENA HIGH SCHOOL	3 - High School Level	A	B	2.42
0505000	VALLEY SPRINGS SCHOOL DISTRICT	0505027	VALLEY SPRINGS HIGH SCHOOL	3 - High School Level	A	B	6.66
0803000	GREEN FOREST SCHOOL DISTRICT	0803011	GREEN FOREST ELEMENTARY SCHOOL	1 - Elementary Level	A	B	2.58
1408000	EMERSON-TAY LOR-BRADLEY SCHOOL DISTRICT	1408018	TAYLOR ELEMENTARY SCHOOL	1 - Elementary Level	A	B	3.89

1705000	VAN BUREN SCHOOL DISTRICT	1705033	NORTHRIDGE MIDDLE SCHOOL	2 - Middle Level	A	B	1.53
2301000	CONWAY SCHOOL DISTRICT	2301019	CAROLYN LEWIS ELEMENTARY SCHOOL	1 - Elementary Level	A	B	6.13
2301000	CONWAY SCHOOL DISTRICT	2301020	CONWAY JUNIOR HIGH SCHOOL	3 - High School Level	A	B	6.07
2301000	CONWAY SCHOOL DISTRICT	2301004	CARL STUART MIDDLE SCHOOL	2 - Middle Level	A	B	3.66
2307000	VILONIA SCHOOL DISTRICT	2307036	VILONIA FRESHMAN ACADEMY	3 - High School Level	A	B	1.83
2606000	LAKESIDE SCHOOL DIST(GARLAND)	2606039	LAKESIDE PRIMARY SCHOOL	1 - Elementary Level	A	B	1.05
3301000	CALICO ROCK SCHOOL DISTRICT	3301002	CALICO ROCK HIGH SCHOOL	3 - High School Level	A	B	8.49
3405000	JACKSON CO. SCHOOL DISTRICT	3405025	TUCKERMAN HIGH SCHOOL	3 - High School Level	A	B	1.59
4304000	CABOT SCHOOL DISTRICT	4304014	STAGECOACH ELEMENTARY SCHOOL	1 - Elementary Level	A	B	7.83
4304000	CABOT SCHOOL DISTRICT	4304006	WESTSIDE ELEMENTARY SCHOOL	1 - Elementary Level	A	B	5
4602000	GENOA CENTRAL SCHOOL DISTRICT	4602007	GARY E. COBB MIDDLE SCHOOL	2 - Middle Level	A	B	2.9

4701000	ARMOREL SCHOOL DISTRICT	4701001	ARMOREL ELEMENTARY SCHOOL	1 - Elementary Level	A	B	2.86
5504000	SOUTH PIKE COUNTY SCHOOL DISTRICT	5504001	DELIGHT ELEMENTARY SCHOOL	1 - Elementary Level	A	B	7.84
5602000	HARRISBURG SCHOOL DISTRICT	5602031	WEINER ELEMENTARY SCHOOL	1 - Elementary Level	A	B	3.12
5802000	DOVER SCHOOL DISTRICT	5802009	DOVER ELEMENTARY SCHOOL	1 - Elementary Level	A	B	5.85
6001000	LITTLE ROCK SCHOOL DISTRICT	6001027	GIBBS MAGNET ELEMENTARY SCHOOL	1 - Elementary Level	A	B	5.2
6001000	LITTLE ROCK SCHOOL DISTRICT	6001076	PINNACLE VIEW MIDDLE SCHOOL	2 - Middle Level	A	B	1.37
6050700	JACKSONVILLE LIGHTHOUSE CHARTER	6050705	FLIGHTLINE UPPER ACADEMY	2 - Middle Level	A	B	6.48
6302000	BENTON SCHOOL DISTRICT	6302008	PERRIN ELEMENTARY SCHOOL	1 - Elementary Level	A	B	2.02
6302000	BENTON SCHOOL DISTRICT	6302012	BENTON HIGH SCHOOL	3 - High School Level	A	B	1.57
6303000	BRYANT SCHOOL DISTRICT	6303027	COLLEGEVILLE ELEMENTARY SCHOOL	1 - Elementary Level	A	B	1
6303000	BRYANT SCHOOL DISTRICT	6303026	BRYANT MIDDLE SCHOOL	2 - Middle Level	A	B	0.5

6304000	HARMONY GROVE SCH DIST(SALINE)	6304029	WESTBROOK ELEMENTARY SCHOOL	1 - Elementary Level	A	B	5.05
7001000	EL DORADO SCHOOL DISTRICT	7001001	HUGH GOODWIN ELEMENTARY SCHOOL	1 - Elementary Level	A	B	6.04
7102000	CLINTON SCHOOL DISTRICT	7102008	CLINTON JR HIGH SCHOOL	2 - Middle Level	A	B	0.76
7202000	FARMINGTON SCHOOL DISTRICT	7202010	FARMINGTON JUNIOR HIGH SCHOOL	2 - Middle Level	A	B	6.51
7207000	SPRINGDALE SCHOOL DISTRICT	7207055	HELEN TYSON MIDDLE SCHOOL	2 - Middle Level	A	B	1.35
7403000	MCCRORY SCHOOL DISTRICT	7403012	MCCRORY ELEMENTARY SCHOOL	1 - Elementary Level	A	B	2.09
7503000	DANVILLE SCHOOL DISTRICT	7503006	DANVILLE HIGH SCHOOL	3 - High School Level	A	B	1
801000	BERRYVILLE SCHOOL DISTRICT	801002	BERRYVILLE HIGH SCHOOL	3 - High School Level	B	C	1.14
3604000	LAMAR SCHOOL DISTRICT	3604018	LAMAR ELEMENTARY SCHOOL	1 - Elementary Level	B	C	6.16
7201000	ELKINS SCHOOL DISTRICT	7201004	ELKINS PRIMARY SCHOOL	1 - Elementary Level	B	C	5.99
5608000	EAST POINSETT CO. SCHOOL DIST.	5608034	LEPANTO ELEMENTARY SCHOOL	1 - Elementary Level	B	C	6.72

3005000	OUACHITA SCHOOL DISTRICT	3005029	OUACHITA ELEMENTARY SCHOOL	1 - Elementary Level	B	C	4.39
2604000	JESSIEVILLE SCHOOL DISTRICT	2604029	JESSIEVILLE ELEMENTARY SCHOOL	1 - Elementary Level	B	C	8.36
4902000	MOUNT IDA SCHOOL DISTRICT	4902006	BOBBY BARRETT ELEMENTARY SCHOOL	1 - Elementary Level	B	C	6.18
5805000	RUSSELLVILLE SCHOOL DISTRICT	5805017	CRAWFORD ELEMENTARY SCHOOL	1 - Elementary Level	B	C	5.2
4901000	CADDO HILLS SCHOOL DISTRICT	4901001	CADDO HILLS ELEMENTARY SCHOOL	1 - Elementary Level	B	C	4.85
2705000	SHERIDAN SCHOOL DISTRICT	2705018	EAST END ELEMENTARY SCHOOL	1 - Elementary Level	B	C	2.99
2301000	CONWAY SCHOOL DISTRICT	2301009	FLORENCE MATTISON ELEM. SCHOOL	1 - Elementary Level	B	C	4.39
3209000	SOUTHSIDE SCHOOL DISTRICT (INDEPENDENC E)	3209038	SOUTHSIDE ELEMENTARY SCHOOL	1 - Elementary Level	B	C	5.3
2705000	SHERIDAN SCHOOL DISTRICT	2705019	SHERIDAN ELEMENTARY SCHOOL	1 - Elementary Level	B	C	2.69
2705000	SHERIDAN SCHOOL DISTRICT	2705023	SHERIDAN INTERMEDIATE SCHOOL	1 - Elementary Level	B	C	2.96
2705000	SHERIDAN SCHOOL DISTRICT	2705024	EAST END INTERMEDIATE SCHOOL	1 - Elementary Level	B	C	3.26

7206000	PRAIRIE GROVE SCHOOL DISTRICT	7206035	PRAIRIE GROVE ELEMENTARY SCHOOL	1 - Elementary Level	B	C	3.15
6001000	LITTLE ROCK SCHOOL DISTRICT	6001048	FULBRIGHT ELEMENTARY SCHOOL	1 - Elementary Level	B	C	2.49
5805000	RUSSELLVILLE SCHOOL DISTRICT	5805020	OAKLAND HEIGHTS ELEM. SCHOOL	1 - Elementary Level	B	C	3.73
1605000	BUFFALO IS. CENTRAL SCH. DIST.	1605061	BUFFALO ISLAND CENTRAL ELEMENTARY SCHOOL	1 - Elementary Level	B	C	2.21
6003000	PULASKI COUNTY SPECIAL SCHOOL DISTRICT	6003110	JOE T. ROBINSON ELEM. SCHOOL	1 - Elementary Level	B	C	3.63
1603000	BROOKLAND SCHOOL DISTRICT	1603010	BROOKLAND JUNIOR HIGH SCHOOL	2 - Middle Level	B	C	4.08
2602000	FOUNTAIN LAKE SCHOOL DISTRICT	2602005	FOUNTAIN LAKE ELEMENTARY SCHOOL	1 - Elementary Level	B	C	3.48
3510000	WHITE HALL SCHOOL DISTRICT	3510080	TAYLOR ELEMENTARY SCHOOL	1 - Elementary Level	B	C	6.96
4401000	HUNTSVILLE SCHOOL DISTRICT	4401001	WATSON PRIMARY SCHOOL	1 - Elementary Level	B	C	2.45
6703000	HORATIO SCHOOL DISTRICT	6703012	HORATIO ELEMENTARY SCHOOL	1 - Elementary Level	B	C	3.54

2307000	VILONIA SCHOOL DISTRICT	2307038	FRANK MITCHELL INTERMEDIATE SCHOOL	1 - Elementary Level	B	C	2.99
3510000	WHITE HALL SCHOOL DISTRICT	3510084	GANDY ELEMENTARY SCHOOL	1 - Elementary Level	B	C	2.2
5604000	MARKED TREE SCHOOL DISTRICT	5604015	MARKED TREE ELEMENTARY SCHOOL	1 - Elementary Level	B	C	3.46
1507000	SOUTH CONWAY COUNTY SCHOOL DISTRICT	1507031	MORRILTON INTERMEDIATE SCHOOL	1 - Elementary Level	B	C	1.25
2404000	OZARK SCHOOL DISTRICT	2404005	OZARK KINDERGARTE N SCHOOL	1 - Elementary Level	B	C	2.66
6601000	FORT SMITH SCHOOL DISTRICT	6601002	BARLING ELEMENTARY SCHOOL	1 - Elementary Level	B	C	0.89
2301000	CONWAY SCHOOL DISTRICT	2301012	THEODORE JONES ELEM. SCHOOL	1 - Elementary Level	B	C	0.72
5801000	ATKINS SCHOOL DISTRICT	5801001	ATKINS ELEMENTARY SCHOOL	1 - Elementary Level	B	C	3.65
7201000	ELKINS SCHOOL DISTRICT	7201001	ELKINS ELEMENTARY SCHOOL	1 - Elementary Level	B	C	3
2807000	GREENE COUNTY TECH SCHOOL DISTRICT	2807011	GREENE CTY TECH INTERMEDIATE SCHOOL	1 - Elementary Level	B	C	2.57

1101000	CORNING SCHOOL DISTRICT	1101006	PARK ELEMENTARY SCHOOL	1 - Elementary Level	B	C	1.73
5401000	BARTON-LEXA SCHOOL DISTRICT	5401002	BARTON ELEMENTARY SCHOOL	1 - Elementary Level	B	C	3.48
6603000	HACKETT SCHOOL DISTRICT	6603047	HACKETT ELEMENTARY SCHOOL	1 - Elementary Level	B	C	2.16
3804000	HOXIE SCHOOL DISTRICT	3804009	HOXIE ELEMENTARY SCHOOL	1 - Elementary Level	B	C	1.56
1905000	WYNNE SCHOOL DISTRICT	1905016	WYNNE JUNIOR HIGH SCHOOL	2 - Middle Level	B	C	2.09
3105000	NASHVILLE SCHOOL DISTRICT	3105010	NASHVILLE JUNIOR HIGH SCHOOL	2 - Middle Level	B	C	1.2
7307000	RIVERVIEW SCHOOL DISTRICT	7307033	RIVERVIEW JUNIOR HIGH SCHOOL	2 - Middle Level	B	C	3.57
5502000	CENTERPOINT SCHOOL DISTRICT	5502010	CENTERPOINT HIGH SCHOOL	3 - High School Level	B	C	4.14
5803000	HECTOR SCHOOL DISTRICT	5803010	HECTOR HIGH SCHOOL	3 - High School Level	B	C	5.23
3604000	LAMAR SCHOOL DISTRICT	3604020	LAMAR MIDDLE SCHOOL	2 - Middle Level	B	C	1.32
4603000	FOUKE SCHOOL DISTRICT	4603010	FOUKE HIGH SCHOOL	3 - High School Level	B	C	3.26
3809000	HILLCREST SCHOOL DISTRICT	3809023	HILLCREST HIGH SCHOOL	3 - High School Level	B	C	5.95

1703000	MOUNTAINBUR G SCHOOL DISTRICT	1703022	MOUNTAINBUR G MIDDLE SCHOOL	2 - Middle Level	B	C	0.96
5102000	JASPER SCHOOL DISTRICT	5102006	JASPER HIGH SCHOOL	3 - High School Level	B	C	4.13
6401000	WALDRON SCHOOL DISTRICT	6401004	WALDRON MIDDLE SCHOOL	2 - Middle Level	B	C	1.16
1101000	CORNING SCHOOL DISTRICT	1101004	CORNING HIGH SCHOOL	3 - High School Level	B	C	4.18
7203000	FAYETTEVILLE SCHOOL DISTRICT	7203018	RAMAY JUNIOR HIGH SCHOOL	2 - Middle Level	B	C	0.84
4502000	YELLVILLE-SU MMIT SCHOOL DISTRICT.	4502006	YELLVILLE-SU MMIT HIGH SCHOOL	3 - High School Level	B	C	4.11
3105000	NASHVILLE SCHOOL DISTRICT	3105011	NASHVILLE HIGH SCHOOL	3 - High School Level	B	C	2.66
5504000	SOUTH PIKE COUNTY SCHOOL DISTRICT	5504015	MURFREESBO RO HIGH SCHOOL	3 - High School Level	B	C	2.02
3810000	LAWRENCE COUNTY SCHOOL DISTRICT	3810027	WALNUT RIDGE HIGH SCHOOL	3 - High School Level	B	C	2.18
5503000	KIRBY SCHOOL DISTRICT	5503011	KIRBY HIGH SCHOOL	3 - High School Level	B	C	6.18
101000	DEWITT SCHOOL DISTRICT	101004	DEWITT HIGH SCHOOL	3 - High School Level	B	C	4.1

1702000	CEDARVILLE SCHOOL DISTRICT	1702009	CEDARVILLE HIGH SCHOOL	3 - High School Level	B	C	3.26
7201000	ELKINS SCHOOL DISTRICT	7201002	ELKINS HIGH SCHOOL	3 - High School Level	B	C	1.46
4101000	ASHDOWN SCHOOL DISTRICT	4101004	ASHDOWN HIGH SCHOOL	3 - High School Level	B	C	4.13
1705000	VAN BUREN SCHOOL DISTRICT	1705027	VAN BUREN HIGH SCHOOL	3 - High School Level	B	C	1.65
6301000	BAUXITE SCHOOL DISTRICT	6301002	BAUXITE HIGH SCHOOL	3 - High School Level	B	C	1.39
3510000	WHITE HALL SCHOOL DISTRICT	3510076	WHITE HALL HIGH SCHOOL	3 - High School Level	B	C	2.03
7302000	BEEBE SCHOOL DISTRICT	7302010	BEEBE HIGH SCHOOL	3 - High School Level	B	C	0.53
3306000	IZARD COUNTY CONSOLIDATE D SCHOOL DISTRICT	3306015	IZARD CO. CONS. HIGH SCHOOL	3 - High School Level	B	C	0.51
7207000	SPRINGDALE SCHOOL DISTRICT	7207062	HAR-BER HIGH SCHOOL	3 - High School Level	B	C	0.71
801000	BERRYVILLE SCHOOL DISTRICT	801002	BERRYVILLE HIGH SCHOOL	3 - High School Level	B	C	1.14
0201000	CROSSETT SCHOOL DISTRICT	0201006	CROSSETT HIGH SCHOOL	3 - High School Level	C	D	2.02

0201000	CROSSETT SCHOOL DISTRICT	0201008	CROSSETT MIDDLE SCHOOL	2 - Middle Level	C	D	1
0701000	HAMPTON SCHOOL DISTRICT	0701002	HAMPTON HIGH SCHOOL	3 - High School Level	C	D	1.11
0903000	LAKESIDE SCHOOL DIST(CHICOT)	0903018	LAKESIDE HIGH SCHOOL	3 - High School Level	C	D	2.76
1002000	ARKADELPHIA SCHOOL DISTRICT	1002007	LOUISA PERRITT PRIMARY	1 - Elementary Level	C	D	6.06
1002000	ARKADELPHIA SCHOOL DISTRICT	1002006	CENTRAL PRIMARY SCHOOL	1 - Elementary Level	C	D	3.56
1304000	WOODLAWN SCHOOL DISTRICT	1304014	WOODLAWN ELEMENTARY SCHOOL	1 - Elementary Level	C	D	5.18
2105000	MCGEHEE SCHOOL DISTRICT	2105026	MCGEHEE ELEMENTARY SCHOOL	1 - Elementary Level	C	D	4.91
2203000	MONTICELLO SCHOOL DISTRICT	2203014	MONTICELLO INTERMEDIATE SCHOOL	1 - Elementary Level	C	D	5.31
2601000	CUTTER-MORNI NG STAR SCHOOL DISTRICT	2601001	CUTTER-MORNI NG STAR ELEM. SCHOOL	1 - Elementary Level	C	D	4.34
2807000	GREENE COUNTY TECH SCHOOL DISTRICT	2807004	GREENE CTY TECH ELEMENTARY SCHOOL	1 - Elementary Level	C	D	5.82
3002000	GLEN ROSE SCHOOL DISTRICT	3002007	GLEN ROSE ELEMENTARY SCHOOL	1 - Elementary Level	C	D	4.05

3004000	MALVERN SCHOOL DISTRICT	3004021	MALVERN ELEMENTARY SCHOOL	1 - Elementary Level	C	D	1.6
3104000	MINERAL SPRINGS SCHOOL DISTRICT	3104005	MINERAL SPRINGS ELEM. SCHOOL	1 - Elementary Level	C	D	3.03
3212000	CEDAR RIDGE SCHOOL DISTRICT	3212026	CEDAR RIDGE ELEMENTARY SCHOOL	1 - Elementary Level	C	D	7.26
3704000	LAFAYETTE COUNTY SCHOOL DISTRICT	3704013	LAFAYETTE COUNTY HIGH SCHOOL	3 - High School Level	C	D	2.34
4101000	ASHDOWN SCHOOL DISTRICT	4101001	L.F. HENDERSON INTERMEDIATE. SCHOOL	1 - Elementary Level	C	D	3.24
4301000	LONOKE SCHOOL DISTRICT	4301027	LONOKE ELEMENTARY SCHOOL	1 - Elementary Level	C	D	1.46
4713000	OSCEOLA SCHOOL DISTRICT	4713052	NORTH ELEMENTARY SCHOOL	1 - Elementary Level	C	D	5.8
5102000	JASPER SCHOOL DISTRICT	5102005	JASPER ELEMENTARY SCHOOL	1 - Elementary Level	C	D	8.68
6002000	NORTH LITTLE ROCK SCHOOL DISTRICT	6002703	NORTH LITTLE ROCK CENTER OF EXCELLENCE	3 - High School Level	C	D	3.29
6002000	NORTH LITTLE ROCK SCHOOL DISTRICT	6002070	NORTH LITTLE ROCK MIDDLE SCHOOL	2 - Middle Level	C	D	0.39

6003000	PULASKI COUNTY SPECIAL SCHOOL DISTRICT	6003108	OAK GROVE ELEMENTARY SCHOOL	1 - Elementary Level	C	D	5.62
6003000	PULASKI COUNTY SPECIAL SCHOOL DISTRICT	6003095	CLINTON ELEMENTARY SCHOOL	1 - Elementary Level	C	D	2.17
6050700	JACKSONVILLE LIGHTHOUSE CHARTER	6050701	JACKSONVILLE LIGHTHOUSE ELEMENTARY	1 - Elementary Level	C	D	2.87
6050700	JACKSONVILLE LIGHTHOUSE CHARTER	6050703	JACKSONVILLE LIGHTHOUSE COLLEGE PREP ACADEMY HIGH	3 - High School Level	C	D	2.4
7241700	OZARK MONTESSORI ACADEMY SPRINGDALE	7241701	OZARK MONTESSORI ACADEMY SPRINGDALE	2 - Middle Level	C	D	7.5
7307000	RIVERVIEW SCHOOL DISTRICT	7307032	RIVERVIEW HIGH SCHOOL	3 - High School Level	C	D	7.9
7307000	RIVERVIEW SCHOOL DISTRICT	7307030	KENSETT ELEMENTARY SCHOOL	1 - Elementary Level	C	D	2.82
1003000	GURDON SCHOOL DISTRICT	1003016	GURDON PRIMARY SCHOOL	1 - Elementary Level	D	F	3.74
1803000	WEST MEMPHIS SCHOOL DISTRICT	1803038	JACKSON/WON DER ELEMENTARY SCHOOL	1 - Elementary Level	D	F	0.85

3505000	PINE BLUFF SCHOOL DISTRICT	3505049	SOUTHWOOD ELEMENTARY SCHOOL	1 - Elementary Level	D	F	0.87
5102000	JASPER SCHOOL DISTRICT	5102023	OARK ELEMENTARY SCHOOL	1 - Elementary Level	D	F	4.59
5403000	HELENA/ WEST HELENA SCHOOL DISTRICT	5403023	J.F. WAHL ELEMENTARY SCHOOL	1 - Elementary Level	D	F	4.63
6001000	LITTLE ROCK SCHOOL DISTRICT	6001040	ROMINE INTERDIST. ELEM. SCHOOL	1 - Elementary Level	D	F	4.86
6001000	LITTLE ROCK SCHOOL DISTRICT	6001041	STEPHENS ELEMENTARY	1 - Elementary Level	D	F	2.28
6001000	LITTLE ROCK SCHOOL DISTRICT	6001017	BALE ELEMENTARY SCHOOL	1 - Elementary Level	D	F	2.16
6001000	LITTLE ROCK SCHOOL DISTRICT	6001077	CLOVERDALE MIDDLE SCHOOL	2 - Middle Level	D	F	1.01
6002000	NORTH LITTLE ROCK SCHOOL DISTRICT	6002054	BOONE PARK ELEMENTARY SCHOOL	1 - Elementary Level	D	F	1.3
6201000	FORREST CITY SCHOOL DISTRICT	6201014	STEWART ELEMENTARY SCHOOL	1 - Elementary Level	D	F	4.06
7001000	EL DORADO SCHOOL DISTRICT	7001009	YOCUM ELEMENTARY SCHOOL	1 - Elementary Level	D	F	6.19
7001000	EL DORADO SCHOOL DISTRICT	7001005	RETTA BROWN ELEMENTARY SCHOOL	1 - Elementary Level	D	F	4.53

Overall ESSA School Index Score Increases

Five hundred fifty-seven (557) schools improved their overall (all students) ESSA Index Score in 2019 (based on improvement from the 2018 score). Highlighted below are fifty-five (55) schools that demonstrated improvement ranging from 5.0 points increases up to 15.97 points increases:

District Name	School LEA	School Name	Grade Span Description Assigned Based on School Grade Range	2019 ESSA School Index Score	2018 ESSA School Index Score	Differences in ESSA Scores 2018 to 2019
STRONG-HUTTIG SCHOOL DISTRICT	7009050	STRONG-HUTTIG SCHOOLS	3 - High School Level	60.21	44.24	+15.97
DIVISION OF YOUTH SERVICES SCHOOL SYSTEM	6094006	ARKANSAS CONSOLIDATED HIGH SCHOOL-HARRISBURG	3 - High School Level	59.89	45.92	+13.97
ARK. SCHOOL FOR THE DEAF	6092004	ARKANSAS SCHOOL FOR THE DEAF	3 - High School Level	49.26	36.19	+13.07
LAKESIDE SCHOOL DIST(CHICOT)	0903007	EUDORA ELEMENTARY SCHOOL	1 - Elementary Level	68.87	56.27	+12.6
BUFFALO IS. CENTRAL SCH. DIST.	1605065	BUFFALO ISLAND CENTRAL HIGH SCHOOL	3 - High School Level	68.23	55.65	+12.58
JASPER SCHOOL DISTRICT	5102008	KINGSTON HIGH SCHOOL	3 - High School Level	70.36	60.41	+9.95
HARMONY GROVE SCHOOL DISTRICT (OUACHITA)	5205011	SPARKMAN ELEMENTARY SCHOOL	1 - Elementary Level	66.8	57.73	+9.07
CABOT SCHOOL DISTRICT	4304009	WARD CENTRAL ELEMENTARY	1 - Elementary Level	79.82	70.78	+9.04
HAMBURG SCHOOL DISTRICT	0203027	PORTLAND ELEMENTARY SCHOOL	1 - Elementary Level	79.31	70.28	+9.03
JASPER SCHOOL DISTRICT	5102005	JASPER ELEMENTARY SCHOOL	1 - Elementary Level	68.45	59.77	+8.68
CALICO ROCK SCHOOL DISTRICT	3301002	CALICO ROCK HIGH SCHOOL	3 - High School Level	78.53	70.04	+8.49
JESSIEVILLE SCHOOL DISTRICT	2604029	JESSIEVILLE ELEMENTARY SCHOOL	1 - Elementary Level	75.66	67.3	+8.36
RIVERVIEW SCHOOL DISTRICT	7307032	RIVERVIEW HIGH SCHOOL	3 - High School Level	66.17	58.27	+7.9
SOUTH PIKE COUNTY SCHOOL DISTRICT	5504001	DELIGHT ELEMENTARY SCHOOL	1 - Elementary Level	80.42	72.58	+7.84
CABOT SCHOOL DISTRICT	4304014	STAGECOACH ELEMENTARY SCHOOL	1 - Elementary Level	81.26	73.43	+7.83

OZARK MONTESSORI ACADEMY SPRINGDALE	7241701	OZARK MONTESSORI ACADEMY SPRINGDALE	2 - Middle Level	68.67	61.17	+7.5
CEDAR RIDGE SCHOOL DISTRICT	3212026	CEDAR RIDGE ELEMENTARY SCHOOL	1 - Elementary Level	71.94	64.68	+7.26
DECATUR SCHOOL DISTRICT	0402011	DECATUR MIDDLE SCHOOL	2 - Middle Level	63.26	56.13	+7.13
MONTICELLO SCHOOL DISTRICT	2203012	MONTICELLO HIGH SCHOOL	3 - High School Level	68.07	60.97	+7.1
FUTURE SCHOOL OF FORT SMITH	6640703	FUTURE SCHOOL OF FORT SMITH	3 - High School Level	60.23	53.23	+7
WHITE HALL SCHOOL DISTRICT	3510080	TAYLOR ELEMENTARY SCHOOL	1 - Elementary Level	73.63	66.67	+6.96
EAST POINSETT CO. SCHOOL DIST.	5608034	LEPANTO ELEMENTARY SCHOOL	1 - Elementary Level	77.19	70.47	+6.72
VALLEY SPRINGS SCHOOL DISTRICT	0505027	VALLEY SPRINGS HIGH SCHOOL	3 - High School Level	76.81	70.15	+6.66
FARMINGTON SCHOOL DISTRICT	7202010	FARMINGTON JUNIOR HIGH SCHOOL	2 - Middle Level	76.17	69.66	+6.51
JACKSONVILLE LIGHTHOUSE CHARTER	6050705	FLIGHTLINE UPPER ACADEMY	2 - Middle Level	79.67	73.19	+6.48
MOUNTAIN VIEW SCHOOL DISTRICT	6901011	RURAL SPECIAL ELEMENTARY SCHOOL	1 - Elementary Level	78.6	72.37	+6.23
EL DORADO SCHOOL DISTRICT	7001009	YOCUM ELEMENTARY SCHOOL	1 - Elementary Level	62.44	56.25	+6.19
KIRBY SCHOOL DISTRICT	5503011	KIRBY HIGH SCHOOL	3 - High School Level	69.15	62.97	+6.18
MOUNT IDA SCHOOL DISTRICT	4902006	BOBBY BARRETT ELEMENTARY SCHOOL	1 - Elementary Level	75.3	69.12	+6.18
LAMAR SCHOOL DISTRICT	3604018	LAMAR ELEMENTARY SCHOOL	1 - Elementary Level	78.2	72.04	+6.16
CONWAY SCHOOL DISTRICT	2301019	CAROLYN LEWIS ELEMENTARY SCHOOL	1 - Elementary Level	83.94	77.81	+6.13
PULASKI COUNTY SPECIAL SCHOOL DISTRICT	6003120	MILLS MIDDLE SCHOOL	2 - Middle Level	61.17	55.09	+6.08
CONWAY SCHOOL DISTRICT	2301020	CONWAY JUNIOR HIGH SCHOOL	3 - High School Level	77.27	71.2	+6.07
ARKADELPHIA SCHOOL DISTRICT	1002007	LOUISA PERRITT PRIMARY	1 - Elementary Level	69.8	63.74	+6.06
EL DORADO SCHOOL DISTRICT	7001001	HUGH GOODWIN ELEMENTARY SCHOOL	1 - Elementary Level	82.84	76.8	+6.04
ELKINS SCHOOL DISTRICT	7201004	ELKINS PRIMARY SCHOOL	1 - Elementary Level	77.88	71.89	+5.99
HILLCREST SCHOOL DISTRICT	3809023	HILLCREST HIGH SCHOOL	3 - High School Level	70.33	64.38	+5.95
JASPER SCHOOL DISTRICT	5102007	KINGSTON ELEMENTARY SCHOOL	1 - Elementary Level	71.68	65.75	+5.93

DOVER SCHOOL DISTRICT	5802009	DOVER ELEMENTARY SCHOOL	1 - Elementary Level	81.59	75.74	+5.85
GREENE COUNTY TECH SCHOOL DISTRICT	2807004	GREENE CTY TECH ELEMENTARY SCHOOL	1 - Elementary Level	69.28	63.46	+5.82
OSCEOLA SCHOOL DISTRICT	4713052	NORTH ELEMENTARY SCHOOL	1 - Elementary Level	66.91	61.11	+5.8
SHIRLEY SCHOOL DISTRICT	7104014	SHIRLEY ELEMENTARY SCHOOL	1 - Elementary Level	71	65.23	+5.77
PULASKI COUNTY SPECIAL SCHOOL DISTRICT	6003108	OAK GROVE ELEMENTARY SCHOOL	1 - Elementary Level	70.46	64.84	+5.62
BOONEVILLE SCHOOL DISTRICT	4201002	BOONEVILLE HIGH SCHOOL	3 - High School Level	67.51	61.96	+5.55
ROGERS SCHOOL DISTRICT	0405051	OLD WIRE ELEMENTARY SCHOOL	1 - Elementary Level	79.69	74.22	+5.47
WONDERVIEW SCHOOL DISTRICT	1505025	WONDERVIEW ELEMENTARY SCHOOL	1 - Elementary Level	70.76	65.34	+5.42
MONTICELLO SCHOOL DISTRICT	2203014	MONTICELLO INTERMEDIATE SCHOOL	1 - Elementary Level	68.31	63	+5.31
SOUTHSIDE SCHOOL DISTRICT (INDEPENDENCE)	3209038	SOUTHSIDE ELEMENTARY SCHOOL	1 - Elementary Level	74.59	69.29	+5.3
HECTOR SCHOOL DISTRICT	5803010	HECTOR HIGH SCHOOL	3 - High School Level	70.4	65.17	+5.23
RUSSELLVILLE SCHOOL DISTRICT	5805017	CRAWFORD ELEMENTARY SCHOOL	1 - Elementary Level	75.15	69.95	+5.2
LITTLE ROCK SCHOOL DISTRICT	6001027	GIBBS MAGNET ELEMENTARY SCHOOL	1 - Elementary Level	80.49	75.29	+5.2
WOODLAWN SCHOOL DISTRICT	1304014	WOODLAWN ELEMENTARY SCHOOL	1 - Elementary Level	70.07	64.89	+5.18
DECATUR SCHOOL DISTRICT	0402009	DECATUR HIGH SCHOOL	3 - High School Level	59.1	53.96	+5.14
HARMONY GROVE SCH DIST(SALINE)	6304029	WESTBROOK ELEMENTARY SCHOOL	1 - Elementary Level	79.9	74.85	+5.05
CABOT SCHOOL DISTRICT	4304006	WESTSIDE ELEMENTARY SCHOOL	1 - Elementary Level	79.62	74.62	+5

Weighted Achievement Increases

Schools receive points on the ESSA School Index for each student that is close, ready, or exceeds on the state assessment. These points are included in the calculation for the weighted achievement score. Five hundred-five (505) schools improved their Weighted Achievement Score. Improvement points between the 2018 and 2019 weighted achievement scores indicate more students are meeting grade level expectations. Schools that improved by more than 10 points in weighted achievement are listed below: (25 schools)

District LEA	District Name	School LEA	School Name	Grade Span Description Assigned Based on School Grade Range	2019 Final Weighted Achievement Adjusted for 95% Tested	2018 Final Weighted Achievement Adjusted for 95% Tested	Difference in weighted Achievement
0903000	LAKESIDE SCHOOL DIST(CHICOT)	0903007	EUDORA ELEMENTARY SCHOOL	1 - Elementary Level	52	33.04	+18.96
6640700	FUTURE SCHOOL OF FORT SMITH	6640703	FUTURE SCHOOL OF FORT SMITH	3 - High School Level	42.41	25	+17.41
0203000	HAMBURG SCHOOL DISTRICT	0203027	PORTLAND ELEMENTARY SCHOOL	1 - Elementary Level	83	66.74	+16.26
5102000	JASPER SCHOOL DISTRICT	5102008	KINGSTON HIGH SCHOOL	3 - High School Level	52.01	36	+16.01
7202000	FARMINGTON SCHOOL DISTRICT	7202010	FARMINGTON JUNIOR HIGH SCHOOL	2 - Middle Level	72.27	56.91	+15.36
5504000	SOUTH PIKE COUNTY SCHOOL DISTRICT	5504001	DELIGHT ELEMENTARY SCHOOL	1 - Elementary Level	79.59	64.36	+15.23
4304000	CABOT SCHOOL DISTRICT	4304009	WARD CENTRAL ELEMENTARY	1 - Elementary Level	78.9	64.33	+14.57
5608000	EAST POINSETT CO. SCHOOL DIST.	5608034	LEPANTO ELEMENTARY SCHOOL	1 - Elementary Level	75	60.5	+14.5
7241700	OZARK MONTESSORI ACADEMY SPRINGDALE	7241701	OZARK MONTESSORI ACADEMY SPRINGDALE	2 - Middle Level	54.82	40.46	+14.36
0505000	VALLEY SPRINGS SCHOOL DISTRICT	0505027	VALLEY SPRINGS HIGH SCHOOL	3 - High School Level	72.21	58.53	+13.68
4304000	CABOT SCHOOL DISTRICT	4304014	STAGECOACH ELEMENTARY SCHOOL	1 - Elementary Level	81.57	68.35	+13.22
2203000	MONTICELLO SCHOOL DISTRICT	2203012	MONTICELLO HIGH SCHOOL	3 - High School Level	50.11	36.96	+13.15

6901000	MOUNTAIN VIEW SCHOOL DISTRICT	6901011	RURAL SPECIAL ELEMENTARY SCHOOL	1 - Elementary Level	81.01	67.97	+13.04
7307000	RIVERVIEW SCHOOL DISTRICT	7307032	RIVERVIEW HIGH SCHOOL	3 - High School Level	46.92	33.99	+12.93
5805000	RUSSELLVILLE SCHOOL DISTRICT	5805017	CRAWFORD ELEMENTARY SCHOOL	1 - Elementary Level	69.87	56.98	+12.89
3301000	CALICO ROCK SCHOOL DISTRICT	3301002	CALICO ROCK HIGH SCHOOL	3 - High School Level	69.38	56.68	+12.7
7001000	EL DORADO SCHOOL DISTRICT	7001001	HUGH GOODWIN ELEMENTARY SCHOOL	1 - Elementary Level	88.07	75.66	+12.41
2604000	JESSIEVILLE SCHOOL DISTRICT	2604029	JESSIEVILLE ELEMENTARY SCHOOL	1 - Elementary Level	69.14	56.75	+12.39
6304000	HARMONY GROVE SCH DIST(SALINE)	6304029	WESTBROOK ELEMENTARY SCHOOL	1 - Elementary Level	83.68	71.33	+12.35
5102000	JASPER SCHOOL DISTRICT	5102005	JASPER ELEMENTARY SCHOOL	1 - Elementary Level	60.14	47.93	+12.21
5503000	KIRBY SCHOOL DISTRICT	5503011	KIRBY HIGH SCHOOL	3 - High School Level	55.32	43.23	+12.09
6050700	JACKSONVILLE LIGHTHOUSE CHARTER	6050705	FLIGHTLINE UPPER ACADEMY	2 - Middle Level	77.48	66.63	+10.85
5205000	HARMONY GROVE SCHOOL DISTRICT (OUACHITA)	5205011	SPARKMAN ELEMENTARY SCHOOL	1 - Elementary Level	53.13	42.61	+10.52
3510000	WHITE HALL SCHOOL DISTRICT	3510080	TAYLOR ELEMENTARY SCHOOL	1 - Elementary Level	70.4	60.12	+10.28
2301000	CONWAY SCHOOL DISTRICT	2301020	CONWAY JUNIOR HIGH SCHOOL	3 - High School Level	73.46	63.24	+10.22

Value Added Growth Increases

The school Value Added Growth score is an average of students' growth scores which are based on each individual student's growth toward his/her expectation (as calculated from previous history of achievement and the current assessment). Schools that report a growth score of 80 are schools where students, on average, are growing in their learning as expected. Five hundred seventy-six (576) schools earned 80 or more points for student growth. Schools that report a growth score above 80, particularly those that are one or two standard deviations above the mean, should be recognized for accelerating student learning. The schools listed below earned growth scores two standard deviation (2.0 SD) or more above the mean. Great Job!

Elementary Grade Span - growth scores two standard deviation (2.0 SD) or more above the mean (scored 87.22 or better)

District LEA	District Name	School LEA	School Name	Grade Span Description Assigned Based on School Grade Range	2019 Growth Score
1705000	VAN BUREN SCHOOL DISTRICT	1705020	CITY HEIGHTS ELEMENTARY SCHOOL	1 - Elementary Level	89.28
4304000	CABOT SCHOOL DISTRICT	4304009	WARD CENTRAL ELEMENTARY	1 - Elementary Level	88.59
2301000	CONWAY SCHOOL DISTRICT	2301019	CAROLYN LEWIS ELEMENTARY SCHOOL	1 - Elementary Level	88.48
5804000	POTTSVILLE SCHOOL DISTRICT	5804013	POTTSVILLE ELEMENTARY SCHOOL	1 - Elementary Level	88.46
5602000	HARRISBURG SCHOOL DISTRICT	5602031	WEINER ELEMENTARY SCHOOL	1 - Elementary Level	88.04
2502000	SALEM SCHOOL DISTRICT	2502005	SALEM ELEMENTARY SCHOOL	1 - Elementary Level	87.9
7207000	SPRINGDALE SCHOOL DISTRICT	7207057	BERNICE YOUNG ELEMENTARY SCHOOL	1 - Elementary Level	87.57
4102000	FOREMAN SCHOOL DISTRICT	4102008	OSCAR HAMILTON ELEMENTARY SCHOOL	1 - Elementary Level	87.56
4304000	CABOT SCHOOL DISTRICT	4304014	STAGECOACH ELEMENTARY SCHOOL	1 - Elementary Level	87.56
4304000	CABOT SCHOOL DISTRICT	4304006	WESTSIDE ELEMENTARY SCHOOL	1 - Elementary Level	87.49
0405000	ROGERS SCHOOL DISTRICT	0405043	FRANK TILLERY ELEM. SCHOOL	1 - Elementary Level	87.43

Middle School Grade Span - growth scores two standard deviation (2.0 SD) or more above the mean (scored 85.37 or better)

District LEA	District Name	School LEA	School Name	Grade Span Description Assigned Based on School Grade Range	2019 Growth Score
7207000	SPRINGDALE SCHOOL DISTRICT	7207055	HELEN TYSON MIDDLE SCHOOL	2 - Middle Level	86.76
6050700	JACKSONVILLE LIGHTHOUSE CHARTER	6050705	FLIGHTLINE UPPER ACADEMY	2 - Middle Level	86.5
6041700	LISA ACADEMY	6041705	LISA ACADEMY NORTH MIDDLE CHARTER SCHOOL	2 - Middle Level	85.83
1202000	HEBER SPRINGS SCHOOL DISTRICT	1202007	HEBER SPRINGS MIDDLE SCHOOL	2 - Middle Level	85.76
2808000	PARAGOULD SCHOOL DISTRICT	2808042	PARAGOULD JUNIOR HIGH SCHOOL	2 - Middle Level	85.54

High School Grade Span - growth scores two standard deviation (2.0 SD) or more above the mean (scored 84.35 or better)

District LEA	District Name	School LEA	School Name	Grade Span Description Assigned Based on School Grade Range	2019 Growth Score
6094000	DIVISION OF YOUTH SERVICES SCHOOL SYSTEM	6094006	ARKANSAS CONSOLIDATED HIGH SCHOOL-HARRISBURG	3 - High School Level	87.98
6041700	LISA ACADEMY	6041706	LISA ACADEMY NORTH HIGH CHARTER SCHOOL	3 - High School Level	86.5
3301000	CALICO ROCK SCHOOL DISTRICT	3301002	CALICO ROCK HIGH SCHOOL	3 - High School Level	85.81
0443700	HAAS HALL BENTONVILLE	0443703	HAAS HALL ACADEMY BENTONVILLE	3 - High School Level	84.88
7240700	HAAS HALL ACADEMY	7240709	HAAS HALL ACADEMY AT THE LANE	3 - High School Level	84.57
7240700	HAAS HALL ACADEMY	7240703	HAAS HALL ACADEMY	3 - High School Level	84.51