

Storage buildings

Mysterious Grove



Forest of Knowledge



Water



2

x257

-10

1

+10

UNLOAD

Rye



1

x215

-10

1

+10

UNLOAD

Iron



5

x40

-10

1

+10

UNLOAD

Wild Strawberry



2

x170

-10

1

+10

UNLOAD

Chicken egg



1

x10

-10

1

+10

UNLOAD

Beets



3

x30

-10

1

+10

UNLOAD

Dry twigs



1

x50

-10

1

+10

UNLOAD

Cabbage



4

x180

-10

1

+10

UNLOAD

Cucumbers



4

x180

-10

1

+10

UNLOAD

Milk



2

x285

-10

1

+10

UNLOAD

Matches



1

x30

-10

1

+10

UNLOAD

Carrot



2

x399

-10

1

+10

UNLOAD

Flax



1

x40

-10

1

+10

UNLOAD

Ribbon



1

x10

-10

1

+10

UNLOAD

Fabric



10

x3

-10

1

+10

UNLOAD

Boards



10

x40

-10

1

+10

UNLOAD

Cable



10

x5

-10

1

+10

UNLOAD

















Including craft














Materials









Quests

| Quest name | Task | Description |
|------------|------|-------------|
|------------|------|-------------|

| | | |
|--|---|--|
| <p>In search of shelter</p>  | <p>Go to the Mysterious Grove.</p> |  |
| <p>Forest refuge</p>  | <p>Set up a Tent in the Mysterious Grove.</p> | <p>You'll need 10 Boards + 3 Fabrics</p>  |
| | <p>Charge the Protective Barriers with Clean Energy.</p> | <p>You need to find 5 Energy Spheres, each gives 3 Clean Energy. Use it to charge 3 Protective Barriers, 5 Clean Energy per barrier.</p>  |
| <p>Sense of smell</p>  | <p>Find and examine all Miv's Magical Footprints in the Mysterious Grove.</p> | <p>5 footprints to find</p>  |
| <p>Another shore</p>  | <p>Build a Bridge in the Mysterious Grove.</p> | <p>You'll need 10 Boards + 3 Cables</p>  |
| <p>Path of redemption</p>  | <p>Find Bluffnide and tell her what you saw in the Mysterious Grove.</p> |  |
| <p>Fix everything</p>  | <p>Find the Ancient Gates in the Mysterious Grove.</p> | <p>There will be lianas on your way, you'll need 10 Boards + 5 Ribbons.</p>  |
| <p>Forest secrets</p>  | <p>Activate the Ancient Gates in the Mysterious Grove.</p> |  <p>You need to place 3 Rune Stones correctly and activate the gates with 10 energy. The hint is on the rock nearby.</p>  |





| | | |
|--|--|--|
| | |  |
| <p>Deep in the forest</p>  | Go to the Forest of Knowledge. | <p>Go to the second level of the location.</p>  |
| <p>Following the hoofprints</p>  | Find centaur Elias in the Forest of Knowledge. |  |
| <p>Where the wind blows</p>  | Make the Magic Compass in the Forest of Knowledge. |  <p>Cut Dark Ore, get Rare Ore, make the Magic Compass on the Magic Table using 200 Rare Ore + 3000 Coins.</p> |
| | Give the Magic Compass to Tori. |  |
| <p>Basics of magic</p>  | Find and prepare a suitable Ritual Place in the Forest of Knowledge. | <p>Find the area, clear it, click on it.</p>  |
| <p>Secrets of herbalism</p>  | Collect Mandrake Roots in the Forest of Knowledge. | <p>>> You need to collect 250 roots.</p>  |
| | Place Mandrake Roots in the Ritual Place. |  |

| | | |
|---|---|---|
| Brainstorming  | Talk to Elias in the Forest of Knowledge. |  Correct answers: Something else, Magic, Gather here. |
| Brilliant idea  | Collect Moon Symbols from the Ancient Guardians in the Forest of Knowledge. | 4 guardians, 4 symbols |
| | Set up Moon Symbols in the Ritual Place. |  |
| Beautiful ending  | Complete the story near the Ghost Lake in the Forest of Knowledge. | You'll need 5 energy.  |

Final reward - Cup multibox, 10 pickups.













Major goals


| Quest name | Task | Description |
|---|--|---|
| Lost feathers  | Find and examine all lost Tori's Feathers in the Mysterious Grove. |  6 feathers. Reward: 2 250-energy dynamites. |
| Land narwhal  | Find and examine all Unicorn Statues in the Forest of Knowledge. |  3 unicorns. Reward: 5 emeralds. |

Tasks




All tasks are in a separate area of the Mysterious Grove. You'll need to pass the lianas to go there, using 10 Boards + 5 Ribbons.

| | |
|--|--|
| <p>Drive away Rufus' Spies. They must not learn Bluffnide's location.</p> | <p>4 wolves, 40 courage points each</p>  <p>Loud Bullets can be made in the location storage building (limit 4).</p>  |
| <p>Light the Candles on the grounds. It's too dark in here.</p> | <p>6 candles, 5 matches per candle.</p>  |
| <p>Fill in Miv's Traps with Sand. They're dangerous.</p> | <p>4 traps</p>  <p>45 Sand per trap. Collect sand in the location.</p>   |
| <p>Find the Ancient Manuscript. It contains important knowledge about magic.</p> |  <p>1 manuscript</p> <p>It's a roulette, you can spin it using Lost Pages. There are 10 pages to be found in the location.</p>  |
| <p>Make Flower Infusion in the Tent. It gives strength and energy!</p> | <p>1 infusion</p> <p>It can be made in the tent using 50 Shining Flowers + 3000 Coins.</p>  <p>You can collect 300 flowers in the location and make 6 Flower Infusion +65 energy.</p>  |
| <p>Greet the Forest Fairies. They are said to generously reward travellers.</p> | <p>3 fairies</p> |



Rewards:



Main Reward:

Panter



Turns small energy snacks into pure energy, 15 times, leaves a decoration.

Useful info

Ancient manuscript roulette

1st level of the land



Tree roulette

2nd level of the land, spin it every 5 hours.



Tent with crafts

1st level of the land



Сияющий
цветок



250/50

+

Монеты



1471945687/3000

=

Цветочный настой
+65 энергии



x1

Осталось штук: 5

 СОЗДАТЬ

Молоко



30/30

+

Монеты



1471945687/10000

=

Жуткие конфеты
+100 энергии



Осталось штук: 2

 СОЗДАТЬ

Рожь



25/25

+

Монеты



1471945687/10000

=

Черничный пирог
+50 энергии



Осталось штук: 3

 СОЗДАТЬ

Свекла



10/10

+

Монеты



1471945687/10000

=

Сладкое привидение
+20 энергии



Осталось штук: 3

 СОЗДАТЬ

Куриное яйцо



5/5

+

Монеты



1471945687/10000

=

Сырные кусочки
+15 энергии



Осталось штук: 2

 СОЗДАТЬ

Magic Table in the location
2nd level of the land



Редкая руда



0/200

+

Монеты



1471945687/3000

=

Волшебный компас



Осталось штук: 0

СОЗДАТЬ

Земляника



0/15

Купить всё за 15

+

Монеты



1471945687/10000

=

Черный лимонад +5 энергии



Осталось штук: 10

СОЗДАТЬ

Рожь



25/20

+

Монеты



1471945687/10000

=

Светящийся пирог +40 энергии



Осталось штук: 2

СОЗДАТЬ

Огурцы



0/60

Купить всё за 60

+

Монеты



1471945687/30000

=

Счастливая монетка



Осталось штук: 3

СОЗДАТЬ

Капуста



0/60

Купить всё за 60

+

Монеты



1471945687/30000

=

Карманная сингулярность



Осталось штук: 3

СОЗДАТЬ

Рожь



25/50

Купить всё за 25

+

Земляника



0/10

Купить всё за 10

=

Мешочек Немой Тени



Осталось штук: 2

СОЗДАТЬ

Хворост



0/10

Купить всё за 10

+

Монеты



1471945687/1000

=

Кварцевый песок x50



Осталось штук: 5

СОЗДАТЬ

Железо



0/20

Купить всё за 20

+

Монеты



1471945687/10000

=

Бронзовая шестеренка



Осталось штук: 2

СОЗДАТЬ


Mysterious Grove

20%



50%

Ghost Lake: roulette, you can spin it every day



70%

Special building



100%

Centaur the Diviner: gives energy snacks every day, no limit.



Forest of Knowledge

50%

3 Rune Stones, decorations



70%

Magic Table: you can craft energy snacks and dynamite using water and coins (see above).



100%

Tori: swaps 20 worms for dynamite, 10 times



50% Ghost Lake: roulette, you can spin it every day



Mysterious Grove



Forest of Knowledge

