

(THIS GUIDE may BE UPdATED IN THE FUTURE)
current version: 1.0
LAST UPDATE: 30.02.2012

GUIDE's GUIDE TO:

99 FLETCHING

TABLE OF CONTENTS:

- 1.0: THANKS**
- 2.0: WHAT IS FLETCHING**
- 3.0: MATERIALS USED FOR FLETCHING**
- 4.0: HOW TO USE THE materials**
- 5.0: LEVEL BOUNDARIES**
- 6.0: GUIDE TO 99**
- 7.0: end**
- 8.0: TIPS**
- 9.0: CREDITS**

1.0 THAnKS

**THAnK yOu FoR CHOOSING TO read
my GUIdE TO 99 FLEtCHING. I HOPE
my mETHODS HELP yOu achieve
your GOAL or I HOPE THEY WILL
GIVE yOu a ROUGH IdEA on HOW TO
Train a certain SKILL.**

**ALL OF MY GUIDES WILL BE POSTED
ON A GOOGLE DOCS SITE**

**IF anyone TRIES TO SELL you a
GUIDE made BY me, PLEASE
CONTACT me IMMEDIATELY VIA THIS
email address:
TECHIE-2K8@LIVE.CO.UK**

**OTHER THAN THAT, ENJOY GUIDE'S
GUIDE TO 99 FLETCHING**



2.0 WHAT IS FLETCHING?

**FLETCHING IS THE ART OF TURNING
resources SUCH as LOGS/
FEATHERS/ metals INTO BOWS/
CROSSBOWS /arrows/ DARTS/
KNIVES. FLETCHING mainly Teams
UP WITH SKILL: ranged as it makes
resources FOR IT. FLETCHING IS
KNOWN as a resource SKILL as IT
Turns one useful resource INTO**

another.

3.0 materials used for FLETCHING

 **KNIFE**

 **LOGS (normal, oak, willow,
maple, yew, magic)**


 CHISEL

 SACRED CLAY KNIFE

 VOLITILE CLAY KNIFE

 BOW STRING

 CROSSBOW STRING

( FLAX can be used to make CROSSBOWS and normal BOWS BY USING IT on a SPINNING WHEEL)

 CROSSBOW STOCK

 CROSSBOW LIMBS (METAL)

 ARROWHEADS

 ARROW SHAFTS

 FEATHERS



BOLT TIPS



BOLTS (unF)



DART TIPS

4.0: HOW TO use

THE materials

 +  =  SHORTBOW (U)

 LONGBOW (U)

(THE TYPE OF LOG YOU CUT WILL CORRESPOND TO THE TYPE OF BOW YOU WILL make - e.G: a WILLOW LOG WILL make a WILLOW LONGBOW (U) OR SHORTBOW (U)

 +  =  SHORTBOW

(again, THE TYPE OF LOG YOU use WILL determine WHAT KIND OF BOW YOU WILL GET as an INPUT - e.G yew SHORTBOW (U) + BOWSTRING = yew SHORTBOW)

 +  =  CROSSBOW (U)

 +  =  CROSSBOW

(THIS TIME, THE TYPE OF LIMB DIFFERS. eG - adamant LIMBS + CROSSBOW STOCK = adamant CROSSBOW (U) + CROSSBOW STRINGS = adamant CROSSBOW)

 +  =  **Headless arrow**

 +  =  **ARROWS**

(THE arrow HEAD DIFFERS THIS TIME. e.G adamant arrow Head + Headless arrow = Adamant arrows)

 +  =  **BOLTS**

 +  = **GEMMED BOLTS**

(THE UNF BOLT DIFFERS THIS TIME - UNF rune BOLTS + FEATHERS = rune BOLTS. YOU can ALSO add DIFFERENT TYPES OF BOLT TIPS TO YOUR BOLTS asWELL - e.G onyx BOLT TIPS on rune BOLTS = onyx

**BOLTS. YOU can even enchant
THEM BY USING THE MAGIC SKILL TO
make ONYX BOLTS (e). DIFFERENT
BOLT TIPS make DIFFERENT BOLTS
* remember - DIFFERENT BOLT TIPS
can ONLY BE ATTACHED TO certain
arrows)**

 +  =  DARTS

**(DIFFERENT DART TIPS make
DIFFERENT DARTS, e.G - Iron Dart
TIPS + FEATHER = Iron DARTS)**

5.0 Level Boundries








**THIS SECTION WILL TELL YOU WHAT
YOU CAN MAKE AT WHAT LEVEL:**

BOWS:

-  **SHORTBOW - 5 FLETCH**
-  **LongBOW - 10 FLETCH**
-  **oak SHORTBOW - 20 FLETCH**
-  **oak LongBOW - 25 FLETCH**
-  **WILLOW SHORTBOW - 35 FLETCH**
-  **WILLOW LongBOW - 40 FLETCH**
-  **maPLe SHORTBOW - 50 FLETCH**

-  **maPLe LoNgBow - 55 FLeTCH**
-  **yEw ShOrTBoW - 65 FLeTCH**
-  **yEw LoNgBow - 70 FLeTCH**
-  **maGiC ShOrTBoW - 80 FLeTCH**
-  **maGiC LoNgBow - 85 FLeTCHING**

CROSSBOWS:

-  **BrOnZe CrOSSBow - 9 FLeTCH**
-  **BLUrITe CrOSSBow - 24 FLeTCH**
-  **IrOn CrOSSBow - 39 FLeTCH**
-  **STeEL CrOSSBow - 46 FLeTCH**
-  **MITHrIL CrOSSBow - 54 FLeTCH**
-  **ADaMaNT CrOSSBow - 61 FLeTCH**
-  **RUnE CrOSSBow - 69 FLeTCH**

arrows:

-  **ARROW SHAFTS - 1 FLETCH**
-  **HEADLESS arrows - 1 FLETCH**
-  **BRONZE arrows - 1 FLETCH**
-  **IRON arrows - 15 FLETCH**
-  **STEEL arrows - 30 FLETCH**
-  **MITHRIL arrows - 45 FLETCH**
-  **ADAMANT arrows - 60 FLETCH**
-  **RUNE arrows - 75 FLETCH**
-  **DRAGON arrows - 90 FLETCH**

BOLTS:

-  **BRONZE BOLTS - 9**
-  **IRON BOLTS - 39**
-  **STEEL BOLTS - 46**
-  **MITHRIL BOLTS - 54**
-  **ADAMANT BOLTS - 61**
-  **RUNITE BOLTS - 69**

DARTS:

-  **Bronze Dart - 1**
-  **Iron Dart - 22**
-  **Steel Dart - 37**
-  **Mithril Dart - 52**
-  **Adamant Dart - 67**
-  **Rune Dart - 81**
-  **Dragon Dart - 95**

6.0 GUIDE TO 99

**THIS IS THE PART OF THE GUIDE
MOST OF YOU WILL JUST SKIP TO**

PROFITABLE way

**1-5: CHOP DOWN LOGS and create
Headless arrows and sell them**

TO THE Grand exchange

amount: 1294

XP Gained: 388

Time: ABOUT 10 mins

**35-55: CHOP DOWN WILLOW LOGS
and create WILLOW SHORTBOW (U)
and SELL THEM TO THE General
Store**

amount: 4371

XP Gained: 144230

Time: ABOUT 3 HOURS

**55-99: CHOP DOWN maple LOGS and
create maple LONGBOW (U) and
SELL THEM TO THE Grand
exchange**

amount: 220717

XP Gained: 12867795

Time: ABOUT 160 HOURS

FAST way:

**1-37: create Bronze DARTS and
SELL THE TO THE Grand exchange
amount: 15263**

XP Gained: 27473
Time: ABOUT 20 mins

**37-52: create iron DARTS and SELL
TO THE Grand exchange.**

amount: 25313

XP Gained: 96187

Time Taken: around 20 mins

**52-67: make MITHRIL DARTS and
SELL TO THE Grand exchange**

amount: 37884

XP Gained: 424293

Time: around 40 mins

**67-81: create adamant DARTS and
SELL TO THE Grand exchange/**

amount: 234981

XP Gained: 1644865

Time: around 3 Hours

**81-99: create rune DARTS and SELL
TO THE Grand exchange**

amount: 576682

XP Gained: 10841613

Time: around 21 Hours

7.0 END

**and THAT CONCLUDES OUR GUIDE
FOR 99 FLETCHING. YOU ARE NOW A
MASTER OF FLETCHING AND CAN
BUY A SKILLCAPE OF FLETCHING FOR
99,000 COINS FROM HICKTON IN
CATHERBY.**

**NOW GO BUY YOUR SKILL CAPE OF
FLETCHING!**



8.0 TIPS

IT IS recommended TO FLETCH at a one CLICK Bank SUCH as castlewars/soulwars/duel arena BUT I WOULD reccomend soulwars (LOCATED AT THE PORTAL IN EDGEVILLE) as THERE are no random events THERE!

9.0 credits

THIS **Free GUIDE
was made BY
GUIDE FROM
runeGear.net
IF you are SOLD
THIS GUIDE THEN
you SHOULD**

**IMMEDIATELY
ASK FOR a
refund and
THEN TALK TO
THE SITE owner
TO GET THEM
Banned!**