



Second Grade

2026-2027

Supply List and Summer Homework

Please complete the packet and return to school on
the first day of classes

Thursday September 10th, 2025

- For reading over the summer, your child can go on Sora through Teachhub as well as visit your local library!
- Please write the July and August writing prompts in a notebook to return to school in September. Complete at least 2 writing prompts a week.
- Complete the math sheets which will preview the math skills students will be learning this school year.



Dear Parents/Guardians,

Welcome to 2nd Grade!

Below is a list of supplies your child will need for the 2026-2027 school year. Please send in these supplies with your child on the first day of school, Thursday, September 10th, 2025. Please place items in a plastic bag, labeled with your child's First and Last name, class and teacher(s).



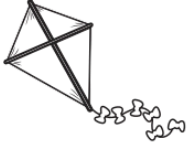


PLEASE WRITE YOUR CHILD'S NAME ON ALL OF THEIR SUPPLIES.

- 8 hard covered WIDE-RULED marble notebooks (no spirals)
- 2 packages of COPY PAPER
- 2 YELLOW LEGAL PADS (8.5 x 11 in)
- 9 plastic folders with bottom pockets (2 yellow, 2 blue, 2 orange, 1 red, 1 green, 1 purple)
- 1 pack of Expo Dry Erase Markers (thick)
- 1 pack of 4 Dry Erase Expo Markers (thin)
- 4 packs of sharpened #2 Ticonderoga pencils
- 1 4-pack glue sticks
- 1 scissor
- 1 pencil case
- 1 box of gallon size and 1 box of quart size Ziploc Bags
- 2 packs of baby wipes
- 2 rolls of paper towels
- 2 bottles of hand sanitizer
- 3 boxes of tissues
- 2 Highlighters
- 1 inch/centimeter ruler
- 2 boxes of 24 count Crayola crayons
- 1 Crayola Watercolor paint
- Colored pencils
- 1 pack of loose-leaf paper
- 1 package of post-its
- Headphones (no bluetooth)






Have a wonderful summer! We look forward to seeing you in September!

Gratefully, Grade 2 Teachers


July Writing Prompts

Sunday	Monday	Tuesday	Wednesday	Thursday	Friday	Saturday
			Today is the halfway point of the year! What was your favorite day of 2026 so far? What happened? 1	Write a funny story about a dog that sits at the dinner table for meals. 2	This summer, I am going to learn how to... 3	Explain what the 4th of July means to you. 4
If I could invent a new flavor of ice cream, it would be... 5	If you could have any animal for a pet, what would it be and why? 6	Name one thing you like about yourself. Why do you like it? 7	You're going on a road trip! What do you bring? 8	Design your own treehouse. What will it look like, and what will you put in it? 9	This summer, I hope I am lucky enough to... 10	You've just won the talent show! What did you do to win? 11
If you were a teacher, which subject would you teach? Why? 12	Write about your favorite outdoor summer activity. 13	If cats could talk, they would say... 14	Write about a food you have never eaten but really want to try. Why do you want to try it? 15	Which would you rather be—super-strong or super-fast? Why? 16	Design your perfect birthday party. 17	Describe something you're really good at. 18
The three things I appreciate most about my family are... 19	If I had wings like a hummingbird, I would fly to... 20	Imagine you have a pet monkey! What do you do with it? 21	You find shoes that turn you into a giant! What will you do? 22	How do you feel about surprises? 23	Imagine you're an animal at the zoo. Write about the day you escape! 24	Write a different ending to your favorite book. 25
What is something you do that makes people laugh? 26	Someone who can always make me laugh when I'm sad is _____ because... 27	Write a poem about a sunny day. 28	Explain how to fly a kite to someone who has never done it before. 29	If you could go anywhere in the world, where would you go and why? 30	I laughed so hard when... 31	
						

August Writing Prompts

Sunday	Monday	Tuesday	Wednesday	Thursday	Friday	Saturday
						1 If you were a crayon, what color would you be? Why?
2 What is your favorite physical activity? Why?	3 Imagine running into someone famous. Write out your conversation.	4 Imagine going for a ride in a hot air balloon. What do you see as you look down?	5 Write a letter to a pen pal describing your town.	6 Describe the colors in the sky at sunset.	7 Write a funny story about a family who is taking a road trip across America.	8 Imagine you invent a new kind of car! What does it look like?
9 When I am sad, one thing that always makes me feel better is...	10 Create a symbol that represents your family. What does it mean?	11 Describe something in your life that makes you happy.	12 What is your favorite type of music? Why?	13 If you were a tour guide for your city, where would you take visitors? Why?	14 You're in charge of a garden. What do you plant there, and how will you take care of it?	15 What do you like best about your friends?
16 My favorite way to cool down during summer is...	17 Write a funny story titled "The Day I Joined the Circus."	18 Let's go to the beach! What foods do you bring? What games will you play?	19 Pretend you have the power to create your own holiday. Explain why it would be celebrated.	20 Write a poem about the last person who smiled at you.	21 Make a checklist of the things you will do to get ready for school.	22 If I were locked in my favorite restaurant overnight, I would...
23 Create a family tree that includes drawings and descriptions of family members.	24 Pretend you are a pair of sunglasses. Write about your day in the sun.	25 Would you rather be as big as an ostrich or as small as a hummingbird?	26 Write a story about your two favorite superheroes.	27 Write a fictional story from a ladybug's point of view.	28 Once upon a time...	29 Describe how to get from your school to your home.
30 Write about a time someone gave you good advice.	31 Write about the best dream you ever had.					


Lesson 1



Learn Gluey


How can you tell if a number is **even** or **odd**?

Use cubes to find out.




8
9

An even number can be shown as two equal parts using cubes.



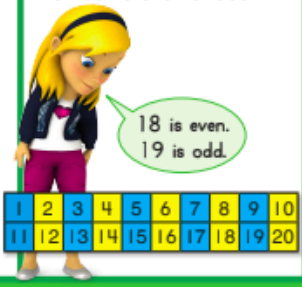
8 is even.
 $4 + 4 = 8$

An odd number cannot be shown as two equal parts using cubes.



9 is odd.
 $5 + 4 = 9$

The ones digit tells you if a number is even or odd.



18 is even.
19 is odd.

1	2	3	4	5	6	7	8	9	10
11	12	13	14	15	16	17	18	19	20

Do You Understand?

Show Me! You break apart a tower of cubes to make two equal parts, but there is one cube left over. Is the number of cubes even or odd? Explain.

☆ **Guided Practice** ☆ Look at the number. Circle even or odd. Then write the equation.


1. 8



odd even

4 + 4 = 8

2. 11



odd even

___ + ___ = ___

Name _____



Independent Practice

Look at the number. Circle even or odd.
Then write the equation. Use cubes to help.

3. 9

odd even

___ + ___ = ___

4. 18

odd even

___ + ___ = ___

5. 10

odd even

___ + ___ = ___

6. 13

odd even

___ + ___ = ___

7. 7

odd even

___ + ___ = ___

8. 6

odd even

___ + ___ = ___



For each number, circle true or false. Then explain your thinking.

9. **Higher Order Thinking**
Carl says 14 is even.
He says 41 is odd.
True or false?

14
True
False

41
True
False

Step Up | Lesson 1

eight hundred fifty-three **853**

Problem Solving Solve the problems below. Use cubes to help.

10. **Model with Math** Lily fills 2 baskets with 7 berries each. She gives both baskets to Ted. Does Ted have an odd or even number of berries? Draw a picture to solve. Then write an equation.

___ + ___ = ___

Ted has an ___ number of berries.

11. **Model with Math** Peter puts 8 marbles in one jar. He puts 1 marble in another jar. Does Peter have an odd or even number of marbles? Draw a picture to solve. Then write an equation.

___ + ___ = ___

Peter has an ___ number of marbles.


12. **Higher Order Thinking** If you add two even numbers, will the sum be odd or even? Explain. Use numbers, pictures, or words.

13. **Assessment** Use the numbers on the cards below. Write two different addition equations. The sum in each equation needs to be an odd number.




___ + ___ = ___ ___ + ___ = ___


Lesson 2




You can model repeated addition with an **array**.




Arrays have equal **rows**. Each row has 3 strawberries.



Arrays have equal **columns**. Each column has 2 strawberries.






Write two equations that match the array.


By Rows
 $3 + 3 = 6$

By Columns
 $2 + 2 + 2 = 6$

Do You Understand?
Show Me! Is this group an array? Explain.




Guided Practice Write two equations that match each array.

1. 

By Rows
 $2 + 2 = 4$

By Columns
 $2 + 2 = 4$

2. 

By Rows
___ + ___ + ___ = ___

By Columns
___ + ___ = ___

Name _____



Independent Practice

Write two equations that match each array.

3.



By Rows $___ + ___ + ___ + ___ = ___$

By Columns $___ + ___ + ___ = ___$

4.



$___ + ___ = ___$

$___ + ___ + ___ + ___ = ___$


5.



By Rows $___ + ___ = ___$

By Columns $___ + ___ + ___ = ___$

6.



$___ + ___ + ___ + ___ + ___ = ___$

$___ + ___ + ___ + ___ = ___$

7. **Algebra** Use the array to find the missing number.

$$___ + 4 = 8$$



Problem Solving Use an array to solve each problem.

8. **Look for Patterns** Dana places the berries in an array. Write two equations that match the array. How many berries are there in all?




_____ berries

9. The array shows cars in a parking lot. Can you write two different equations that match the array? Explain. How many cars are in the parking lot in all?



_____ cars

10. **Higher Order Thinking** Draw a garden with up to 6 rows that has the same number of plants in each row. Then write two equations that match your array.



11. **Assessment** Brent sets basketballs in an array. He has 3 rows of basketballs with 4 basketballs in each row. Which equation shows the array Brent made and how many basketballs in all?

- (A) $3 + 3 + 3 = 9$
(B) $3 + 3 = 6$
(C) $4 + 4 = 8$
(D) $4 + 4 + 4 = 12$

Lesson 3

100 **AZ**
100s 100s

You can add on a hundred chart.
Find $54 + 18$.

Start at 54.
You need to add the tens from 18. Move down 1 row to show 1 ten.

51	52	53	54	55	56	57	58	59	60
61	62	63	64	65	66	67	68	69	70
71	72	73	74	75	76	77	78	79	80

Now add the ones.

You're already at 64. Now move ahead 8 to show 8 ones. You need to go to the next row to add them all. So, $54 + 18 = 72$.

51	52	53	54	55	56	57	58	59	60
61	62	63	64	65	66	67	68	69	70
71	72	73	74	75	76	77	78	79	80

Do You Understand?

Show Me! How can you use a hundred chart to add 35 and 24?

☆ Guided Practice

Add using the hundred chart. Draw arrows on the chart if needed.

11	12	13	14	15	16	17	18	19	20
21	22	23	24	25	26	27	28	29	30
31	32	33	34	35	36	37	38	39	40
41	42	43	44	45	46	47	48	49	50

1. $14 + 32 = \underline{46}$

2. $22 + 14 = \underline{\quad}$

3. $\underline{\quad} = 11 + 20$

4. $16 + 33 = \underline{\quad}$

Name _____

**Independent Practice** ☆ Add using the hundred chart.

1	2	3	4	5	6	7	8	9	10
11	12	13	14	15	16	17	18	19	20
21	22	23	24	25	26	27	28	29	30
31	32	33	34	35	36	37	38	39	40
41	42	43	44	45	46	47	48	49	50
51	52	53	54	55	56	57	58	59	60
61	62	63	64	65	66	67	68	69	70
71	72	73	74	75	76	77	78	79	80
81	82	83	84	85	86	87	88	89	90
91	92	93	94	95	96	97	98	99	100

5. $23 + 44 = \underline{\hspace{2cm}}$

6. $\underline{\hspace{2cm}} = 17 + 51$

7. $28 + 21 = \underline{\hspace{2cm}}$

8. $16 + 62 = \underline{\hspace{2cm}}$

9. $33 + 38 = \underline{\hspace{2cm}}$

10. $29 + 37 = \underline{\hspace{2cm}}$

11. $\underline{\hspace{2cm}} = 31 + 17$

12. **Higher Order Thinking** Write the digit that makes each equation true.

$52 + 2 \square = 75$

$1 \square + 81 = 97$

$38 + \square 1 = 59$

Problem Solving Use the hundred chart to solve each problem.

13. **Look for Patterns** Jada has 37 buttons. Mary has 58 buttons. How many buttons do they have in all?

_____ buttons

14. **Look for Patterns** Matt has 40 buttons. Nick has 21 more buttons than Matt. How many buttons does Nick have?

_____ buttons

31	32	33	34	35	36	37	38	39	40
41	42	43	44	45	46	47	48	49	50
51	52	53	54	55	56	57	58	59	60
61	62	63	64	65	66	67	68	69	70
71	72	73	74	75	76	77	78	79	80
81	82	83	84	85	86	87	88	89	90
91	92	93	94	95	96	97	98	99	100

15. **Higher Order Thinking** 53 plus what number equals 84? Write the steps you take on a hundred chart to find out.

16. **Assessment** Which weights will balance the weights already on the scale?



Lesson 4

Learn. Grow.

Let's add! $37 + 19 = ?$

Show 37.
Then show 19.

Tens	Ones
3	7

Add the ones.

$7 \text{ ones} + 9 \text{ ones} = 16 \text{ ones}$

Tens	Ones
3	7
1	9

There are 16 ones.
Regroup 16 ones as
1 ten and 6 ones.

Tens	Ones
3	7
1	9
6	

Write 6 ones.
Write 1 to show 1 ten.

Add the tens.

$3 \text{ tens} + 1 \text{ ten} = 4 \text{ tens}$
 $4 \text{ tens} + 1 \text{ ten} = 5 \text{ tens}$

Tens	Ones
3	7
1	9
5	6

Write 5 to show 5 tens.

Do You Understand?

Show Me! When do you have to regroup when adding?

Guided Practice

Add. Use connecting cubes and your workmat. Did you need to regroup? Circle **Yes** or **No**.

1.

Tens	Ones
2	9
2	3
5	2

Yes No

2.

Tens	Ones
3	7
2	2

Yes No

3.

Tens	Ones
4	4
1	8

Yes No

Name _____



Independent Practice Add. Use connecting cubes and your workmat.

	Tens	Ones
	<input type="text"/>	<input type="text"/>
	2	7
+	5	5
	<input type="text"/>	<input type="text"/>

	Tens	Ones
	<input type="text"/>	<input type="text"/>
	1	9
+	3	2
	<input type="text"/>	<input type="text"/>

	Tens	Ones
	<input type="text"/>	<input type="text"/>
	4	3
+	1	7
	<input type="text"/>	<input type="text"/>

	Tens	Ones
	<input type="text"/>	<input type="text"/>
	1	4
+	2	1
	<input type="text"/>	<input type="text"/>

	Tens	Ones
	<input type="text"/>	<input type="text"/>
	3	1
+	4	9
	<input type="text"/>	<input type="text"/>

	Tens	Ones
	<input type="text"/>	<input type="text"/>
	5	6
+	3	3
	<input type="text"/>	<input type="text"/>

	Tens	Ones
	<input type="text"/>	<input type="text"/>
	5	7
+	1	5
	<input type="text"/>	<input type="text"/>

	Tens	Ones
	<input type="text"/>	<input type="text"/>
	6	5
+	1	6
	<input type="text"/>	<input type="text"/>

	Tens	Ones
	<input type="text"/>	<input type="text"/>
	3	9
+	1	8
	<input type="text"/>	<input type="text"/>

	Tens	Ones
	<input type="text"/>	<input type="text"/>
	1	2
+	5	6
	<input type="text"/>	<input type="text"/>

14. **Higher Order Thinking** Draw the second addend.

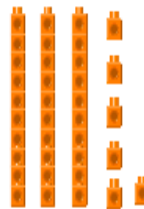
First Addend



Second Addend



Sum



Problem Solving Solve the problems below.

15. **Use Tools** Trent builds a fort with 28 blocks. Ryan uses 26 blocks to make it bigger. How many blocks are used in all?

Tens	Ones

+

_____ blocks

16. **Use Tools** Greg counts 32 buttons. Then he counts 30 more. How many buttons does Greg count in all?

Tens	Ones
3	2
3	0

+


_____ buttons

17. **Higher Order Thinking** Write an addition story about the notebooks and pencils in your classroom. Use pictures, numbers, or words.


18. **Assessment** Maria has 33 pennies. Her mom gives her 19 pennies and 7 nickels. How many pennies does Maria have now?

- (A) 41 (B) 49
 (C) 51 (D) 52

Lesson 5




Find $43 - 28$ using a hundred chart.



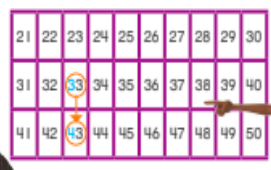
I need to find the difference between 28 and 43.

Start at 28. Count to the next number that matches the ones in 43.



Count by ones!
I counted 5 ones to get from 28 to 33.

Count by tens to 43.



That's 1 ten, or 10 more.

I added 5 and 10. That makes 15.

$28 + 15 = 43$
So, $43 - 28 = 15$.

Do You Understand?

Show Me! How can you use a hundred chart to find the difference between 18 and 60?

☆ **Guided Practice** ☆ Subtract using the hundred chart. Draw arrows if you need to.

21	22	23	24	25	26	27	28	29	30
31	32	33	34	35	36	37	38	39	40
41	42	43	44	45	46	47	48	49	50
51	52	53	54	55	56	57	58	59	60
61	62	63	64	65	66	67	68	69	70

1. $58 - 24 = 34$

2. $41 - 21 = \underline{\quad}$

3. $\underline{\quad} = 53 - 32$

4. $64 - 23 = \underline{\quad}$

Independent Practice

Subtract using the hundred chart. Draw arrows if you need to.

1	2	3	4	5	6	7	8	9	10
11	12	13	14	15	16	17	18	19	20
21	22	23	24	25	26	27	28	29	30
31	32	33	34	35	36	37	38	39	40
41	42	43	44	45	46	47	48	49	50
51	52	53	54	55	56	57	58	59	60
61	62	63	64	65	66	67	68	69	70
71	72	73	74	75	76	77	78	79	80
81	82	83	84	85	86	87	88	89	90
91	92	93	94	95	96	97	98	99	100

5. $86 - 34 = \underline{\quad}$

6. $\underline{\quad} = 77 - 42$

7. $55 - 22 = \underline{\quad}$

8. $88 - 51 = \underline{\quad}$

9. $73 - 21 = \underline{\quad}$

10. $\underline{\quad} = 98 - 56$

11. $82 - 61 = \underline{\quad}$

12. **Higher Order Thinking** Write the digit that makes each equation true.

$$57 - \square 2 = 15$$

$$7 \square - 36 = 42$$

$$48 - \square 1 = 17$$

$$98 - 37 = \square 1$$

$$56 - \square 2 = 34$$

$$89 - \square 3 = 26$$

Problem Solving Use the chart to solve each problem below.

13. Enrico's puzzle has 75 pieces.
 Enrico fits 53 pieces together.
 How many more pieces does Enrico still
 need to fit together to complete the puzzle?

_____ - _____ = _____
 _____ pieces



41	42	43	44	45	46	47	48	49	50
51	52	53	54	55	56	57	58	59	60
61	62	63	64	65	66	67	68	69	70
71	72	73	74	75	76	77	78	79	80
81	82	83	84	85	86	87	88	89	90
91	92	93	94	95	96	97	98	99	100

14. **Reasoning** A book has 65 pages.
 Gloria needs to read 22 more
 pages to finish the book.
 How many pages has
 Gloria read already? _____

15. **Higher Order Thinking** Felix wants to
 subtract $89 - 47$. Write the steps Felix
 can take to subtract 47 from 89 on the
 hundred chart.

16. **Assessment** Lee has 98 marbles.
 23 of the marbles are blue.
 14 marbles are green.
 The rest of the marbles are red.
 How many marbles are red?

- (A) 37
 (B) 61
 (C) 75
 (D) 84

Lesson 6

Find $32 - 5$.

There are not enough ones to subtract.

Tens	Ones
3	2
-	
	5

Regroup 1 ten as 10 ones.

Write 2 to show 2 tens.
Write 12 to show 12 ones.

Tens	Ones
2	12
-	
2	2
5	

Subtract the ones.
Then subtract the tens.

Tens	Ones
2	12
-	
2	2
5	
2	7

There are 2 tens and 7 ones left.

So, $32 - 5 = 27$.

Tens	Ones
2	12
-	
2	2
5	
2	7

Do You Understand?
Show Me! Why do you need to regroup when you subtract $32 - 5$?

Guided Practice ☆ Subtract. Draw place-value blocks to show your work. Regroup if you need to.

1.

Tens	Ones
3	13
-	
4	3
6	
3	7

Tens	Ones

2.

Tens	Ones
2	5
-	
8	

Tens	Ones

Name _____



Independent Practice

Subtract. Draw place-value blocks to show your work. Regroup if you need to.

3.

Tens	Ones
<input type="text"/>	<input type="text"/>
3	3
<hr/>	
<input type="text"/>	<input type="text"/>

Tens	Ones
<input type="text"/>	<input type="text"/>

4.

Tens	Ones
<input type="text"/>	<input type="text"/>
9	1
<hr/>	
<input type="text"/>	<input type="text"/>

Tens	Ones
<input type="text"/>	<input type="text"/>

5.

Tens	Ones
<input type="text"/>	<input type="text"/>
6	1
<hr/>	
<input type="text"/>	<input type="text"/>

Tens	Ones
<input type="text"/>	<input type="text"/>



Write the missing number in the box.

6. **Higher Order Thinking** What numbers will complete the subtraction equations?

$$\square - 9 = 17$$

$$43 - \square = 37$$

Problem Solving Solve the problems below.

7. **Reasoning** There are 14 students playing with blocks. 9 students go home. How many students are still playing with blocks?

_____ students

Tens	Ones
□	□
□	□

8. **Reasoning** There are 13 books on the shelf. Amy takes 2 of them. How many books are left on the shelf?

_____ books

Tens	Ones
□	□
□	□

9. **Higher Order Thinking** What mistake did Monica make when she subtracted $24 - 4$? Show how to fix her mistake.

$$\begin{array}{r} 24 \\ - 4 \\ \hline 10 \end{array}$$

Tens	Ones
□	□
□	□

10. **Assessment** Liesel collected 36 leaves. She put some of them in a book. She had 9 leaves left. How many leaves did she put in the book?

- (A) 27
- (B) 37
- (C) 28
- (D) 45

Lesson 7

Both clocks show 8:05.

The minute hand moves from number to number in 5 minutes.

To tell time to five minutes, count by 5s. Both clocks show 8:35.

I can start at 8:00 and count by 5s to tell the time.

There are 60 minutes in 1 hour.

The minutes start over again each hour.

Do You Understand?

Show Me! The time is 9:35. What time will it be in 5 minutes?

In 15 minutes?

In 25 minutes?

☆ Guided Practice ☆ Complete the clocks so both clocks show the same time.

1.



2.



3.



4.



Name _____



Independent Practice

Complete the clocks so both clocks show the same time.

5.



6.



7.



8.



9.



10.



11. **Number Sense** Complete the pattern.



Problem Solving Solve each problem.

12. **Generalize** What time is 15 minutes past the time on the green clock and 15 minutes before the time on the orange clock?



13. **Number Sense** Look at the time on the first clock. What time was it 5 minutes ago? Write that time on the second clock.



14. **Higher Order Thinking** Draw a clock that shows the time you wake up in the morning. Explain how you know you showed the correct time.

15. **Assessment** The minute hand is pointing to the 10. Which number will it be pointing to 10 minutes later?

- (A) 12
- (B) 11
- (C) 10
- (D) 9

Lesson 8

10 ones make 1 ten.

10 tens make 1 hundred.

10 hundreds make 1 **thousand**.

What is the number?
900 equals 9 hundreds, 0 tens, and 0 ones.


You can count by **hundreds** to 1,000!


Count by **hundreds** to find the total.

Do You Understand?

Show Me! 10 ones make 1 ten. 10 tens make 1 hundred. 10 hundreds make 1 thousand. Do you see a pattern? Explain.

☆ **Guided Practice** ☆ Complete each sentence. Use models if needed.

1.  300 equals 3 hundreds, 0 tens, and 0 ones.

2.  _____ equals _____ hundreds, _____ tens, and _____ ones.

Name _____




Independent Practice Complete each sentence. Use models if needed.

3.  _____ equals _____ hundreds, _____ tens, and _____ ones.

4.  _____ equals _____ hundreds, _____ tens, and _____ ones.

5.  _____ equals _____ hundreds, _____ tens, and _____ ones.

6.  _____ equals _____ hundreds, _____ tens, and _____ ones.

7. **Number Sense** Complete the pattern.

1,000	900	800		600		400	300	200	
-------	-----	-----	--	-----	--	-----	-----	-----	--

Problem Solving Solve each problem. Use models if needed.

8. **Use Tools** Patti picked a number. She says her number has 2 hundreds, 0 tens, and 0 ones.

What is Patti's number?

9. **A-Z Vocabulary** Complete the sentences using the words below.

hundred tens ones

There are 10 _____ in one hundred.

There are 100 _____ in one _____.

Higher Order Thinking Pearl and Charlie are playing beanbag toss. Circle the two numbers they each must get to score 1,000.

10. Pearl has 200 points.

200 500 600 100

11. Charlie has 700 points.

100 200 400 700

12. **Assessment** Each box has 100 pencils. Count by hundreds to find the total. Which number tells how many pencils are in the boxes?




- (A) 700
(B) 550
(C) 500
(D) 150

Lesson 9




What number do the models show?




Remember, 10 ones make 1 ten.
10 tens make 1 **hundred**.

First, count the hundreds.




Hundreds	Tens	Ones
2		

Then count the tens.



Hundreds	Tens	Ones
2	5	

Then count the ones.



Hundreds	Tens	Ones
2	5	9

The models show 259.
259 has 3 **digits**.



Do You Understand?

Show Me! How many hundreds are in 395?
How many tens? How many ones?


Guided Practice

Write the numbers shown.
Use models and your workmat if needed.



Hundreds	Tens	Ones
	7	7

77



Hundreds	Tens	Ones

884 eight hundred eighty-four

Copyright © by Savvas Learning Company LLC. I

Step Up | Lesson 9

Name _____



Independent Practice


Write the numbers shown. Use models and your workmat if needed.

3.




Hundreds	Tens	Ones

4.



Hundreds	Tens	Ones

5.



Hundreds	Tens	Ones

6.



Hundreds	Tens	Ones

7.



Hundreds	Tens	Ones

8.



Hundreds	Tens	Ones

9. **Higher Order Thinking** Find the number. It has 4 hundreds. The digit in the tens place is between 2 and 4. The number of ones is 2 less than 6. _____

Problem Solving

Solve each problem below.

10. **Look for Patterns** Complete the chart.
A number has a 6 in the hundreds place. It has a 0 in the tens place. It has a 4 in the ones place.

Hundreds	Tens	Ones

What is the number? _____


11. **Look for Patterns** Complete the chart.
A number has a 4 in the hundreds place. It has a 7 in the tens place. It has a 0 in the ones place.

Hundreds	Tens	Ones

What is the number? _____

12. **Higher Order Thinking** Choose a 3-digit number. Draw models to show the hundreds, tens, and ones for your number. Write the number below.

13. **Assessment** Max used these models to show a number. Which number would be shown if Max used 1 fewer hundred flat?



- 758 768 658 859
(A) (B) (C) (D)

Lesson 10

Let's add! $37 + 19 = ?$

Show 37.
Then show 19.

Add the ones.

7 ones + 9 ones = 16 ones

There are 16 ones.
Regroup 16 ones as 1 ten and 6 ones.

Add the tens.

3 tens + 1 ten = 4 tens
4 tens + 1 ten = 5 tens

Write 6 ones.
Write 1 to show 1 ten.

Write 5 to show 5 tens.

Do You Understand?

Show Me! When do you have to regroup when adding?

Guided Practice

Add. Use connecting cubes and your workmat. Did you need to regroup? Circle **Yes** or **No**.

1.

Tens	Ones
2	9
+	2
5	2

Yes No

2.

Tens	Ones
3	7
+	2

Yes No

3.

Tens	Ones
4	4
+	1
	8

Yes No

Name _____



Independent Practice Add. Use connecting cubes and your workmat.

Tens	Ones
2	7
+	5
5	5

Tens	Ones
1	9
+	3
3	2

Tens	Ones
4	3
+	1
1	7

Tens	Ones
1	4
+	2
2	1

Tens	Ones
3	1
+	4
4	9

Tens	Ones
5	6
+	3
3	3

Tens	Ones
5	7
+	1
1	5


Tens	Ones
6	5
+	1
1	6

Tens	Ones
3	9
+	1
1	8

Tens	Ones
1	2
+	5
5	6

14. **Higher Order Thinking** Draw the second addend.


First Addend



Second Addend



Sum



Problem Solving Solve the problems below.

15. **Use Tools** Trent builds a fort with 28 blocks. Ryan uses 26 blocks to make it bigger. How many blocks are used in all?

Tens	Ones

_____ blocks

16. **Use Tools** Greg counts 32 buttons. Then he counts 30 more. How many buttons does Greg count in all?

Tens	Ones
3	2
+	
3	0

_____ buttons

17. **Higher Order Thinking** Write an addition story about the notebooks and pencils in your classroom. Use pictures, numbers, or words.

18. **Assessment** Maria has 33 pennies. Her mom gives her 19 pennies and 7 nickels. How many pennies does Maria have now?

- A 41 B 49
 C 51 D 52