

Social Impact Project Updates

Think of this document as your personal project log. Your cohort leader will be reviewing this and providing feedback after each project update due date. The more detailed you are now, the easier your final presentation will be!

Table of Contents - *Click on the titles for easy access*

Project Update 1 - Idea Submission	1
Due: Wednesday, June 23 at 5p PT	
	1
Project Update 2 - Initial Update	3
Due: Friday, July 16 at 5p PT	
	3
Project Update 3 - Midway Update	4
Due: Friday, August 6 at 5p PT	
	4
Project Update 4 - Final Update	6
Due: Friday, August 27 at 5p PT	
	6
Project Update 5 - Google Slides	7
Due: Tuesday, September 7 at 5p PT	
	7

Project Update 1 - Idea Submission

Due: Wednesday, June 23 at 5p PT

Please submit all fields and be as descriptive as possible. This will help us give better feedback and make sure you are set up for success all throughout the Fellowship!

Topic	Description	Your Response
Project Title	Give your project a name! This will come in handy when you are preparing your slides in the end as well.	Financial Literacy 101
Project Overview	Please submit your project idea. This should be a 1-2 sentence statement that summarizes your social impact project idea.	Growing up as a first-generation only child in a low-income and immigrant household, my parents emphasized the importance of focusing on my academics, causing them to minimize my concerns surrounding household chores and financial difficulties. With my growth project, I hope to normalize the seemingly complex field of financial literacy in order to both aid my parents in their financial struggle as well as develop a foundation of financial knowledge in preparation for college and adulthood. Through educating myself via research and consulting financial experts, I also hope to provide myself as a resource to other high schoolers like me by hosting workshops about topics in financial literacy, pertinent to the transition from high school to college.
Social Impact	How do you plan to impact a community or group of people from this project?	My personal objective is to normalize the seemingly complex field of financial literacy to high school students from low-income and/or first-generation backgrounds. By learning more about financial literacy, I will build a foundation of financial knowledge that prepares me for the one of the “adulting” aspects of college. This project will also allow me to further build on this foundation in the future through more advanced topics related to finances. I will be able to regularly apply the knowledge I learn during my Growth Project into my daily life. By being able to interpret financial jargon and explain it to others in a shorter, simpler way, I will acquire the skills of teaching and demystifying seemingly complicated topics that I can later apply to my future career in pharmacy, which also contains a lot of medical jargon. By understanding the basics of financial literacy, it furthers my

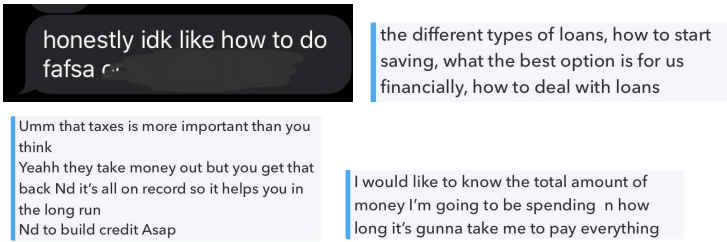
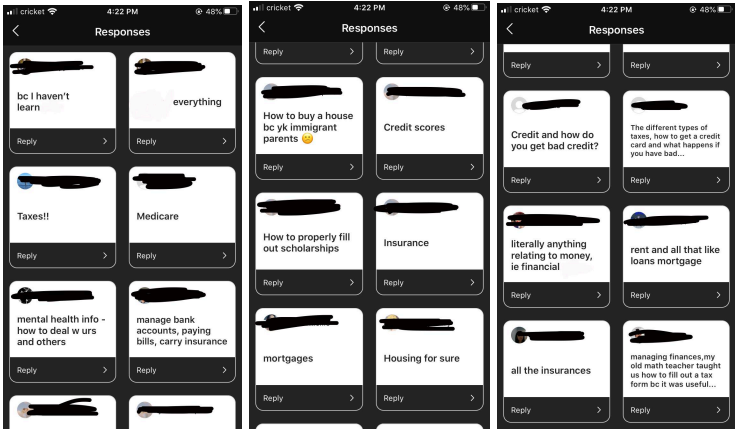

		level of independence and ability to rely on myself instead of being solely dependent on my parents.
Personal Growth	How will this project help you grow as a person? What will you learn, or what experience will you gain from completing this?	My growth in self-independence eases my parents' stress when dealing with finances or financial issues that could be solved with more knowledge in those areas. Furthermore, by providing workshops and gathering material from my own research and learning, I can not only allow others with similar backgrounds as mine to have access to financial literacy information, but will also gain expertise in the field of financial literacy that will help me in my life.
Performance Indicator	How will you track your progress and impact in this project?	I will be recording written logs of what I researched and learned, either daily or weekly depending on what my goal is. The topics could range from topics in finance, connecting and networking with financial professionals, gathering user data, creating slideshow presentations, hosting workshops, and more. As stated, I will also share the information I've learned in my own research and from consultation with experts in the field via Zoom teaching sessions and typed documents for reference.
Risks	What will be the most challenging part of this project?	A major challenge to my project is achieving credibility with the information I will be providing to others. Many may believe: "Well why should I listen to her, if she's had no work/higher educational experience in finance? Does she even know what she's talking about?" To hopefully combat this idea, I will extensively research each source I gather information from, cite all sources, fact check all information, and reach out to experts in the financial field to avoid false, incredible information. Also, I believe that having a large and broad enough group to attend a workshop I've put together will definitely be a networking challenge.

Project Update 2 - Initial Update

Due: Friday, July 16 at 5p PT

At this point you should have made initial steps towards making your Social Impact Project come true. Make sure you provide pictures so your Cohort Leader can best support you! We know it is early in the project so it is ok to not have made a ton of progress yet. Just be upfront with what you have -- we are here to help!

Topic	Description	Your Response
Progress	<p>Summarize in at least 3 bullet points what specific progress you've made so far.</p> <p>What specific tasks have you completed? What have you learned?</p>	<ul style="list-style-type: none"> • The first week, I gathered user research from graduating seniors, college freshmen, and college sophomores about what they wish they would've known about financial literacy. So far, they've mentioned wanting to know more about FAFSA, budgeting, taxes and its regulations, building a line of credit, loan types, etc • finished gathering information for all the topics I want to talk about. I've drafted agendas for all 3 workshops that I will be holding, and created infographic posters for the workshops to post on social media and have others share. I've also tried to contact financial experts. • finished the first slideshow deck for the first of three workshops I plan on hosting. This includes slimming down the amount of information from my general research and picking out the specific portions of my research that would be the most important to teach others. I also integrated various photos and interactive slides like "Quick Check" and screenshots of the websites I talk about. I also intend to insert breaks and I've kept the informational point short so it's easier on the audience's eyes.
Plans	<p>Summarizing in at least 3 bullet points what you plan to work on in the next 3 weeks.</p> <p>What work do you plan to start?</p>	<ul style="list-style-type: none"> • I hope to focus on gathering basic information surrounding banking and financial aid in order to generate slideshows for the future workshops. I also want to reach out to financial experts to have a more direct source of information. • I want to start and hopefully finish one complete workshop's slideshow and gather some more preliminary information. I also want to make sure the format for my workshops are ideal and usable. • Researching different ways to visualize the information to make it understandable with my audience.
Problems	<p>Summarizing in at least 3 bullet points what problems you have had to solve so far.</p> <p>What strategies did you use to solve those problems?</p>	<ul style="list-style-type: none"> • I will be starting my college course soon, so my time will have to be divided between my growth project and my course. However, I've completed all the needed work and only need to work on the slideshows. My other problem was brainstorming ways to keep my audience engaged in the workshop. • I'll need to put myself in the perspective of my audience. I need to format questions that aren't difficult to understand and provide good feedback for me so that I could potentially create graphs and charts to add to my Pitch Day presentation. I also want to make sure the decks provide an interactive workshop where the audience won't be bored since financial literacy tends to be boring to some people. • creating and formatting the right questions on my feedback form to ensure constructive feedback for both myself and for me to display in my Pitch Day presentation.

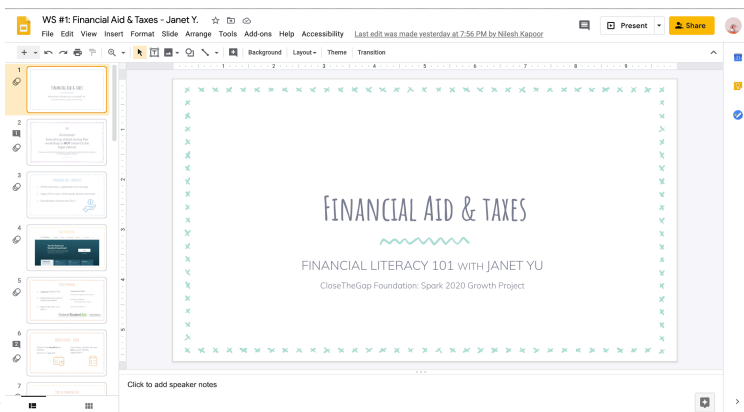
<p>Relevant Pictures</p>	<p>Paste in at least 3 relevant pictures, screenshots, or video recordings that showcase your progress so far.</p>	<p>Picture 1: (User Research images):</p>  <p>honestly idk like how to do fafsa r...</p> <p>the different types of loans, how to start saving, what the best option is for us financially, how to deal with loans</p> <p>Umm that taxes is more important than you think Yeahh they take money out but you get that back Nd it's all on record so it helps you in the long run Nd to build credit Asap</p> <p>I would like to know the total amount of money I'm going to be spending n how long it's gunna take me to pay everything</p> <p>Picture 2:</p>  <p>Picture 3:</p> 
<p>Comments (Optional)</p>	<p>Any additional comments or concerns you'd like to communicate to your cohort leader?</p>	<p>My mentor is very helpful! I asked him a question he didn't know the answer to and after asking our cohort leader we were actually able to get connected with Manav, from Close the Gap, who is really experienced in the field of finance. It was very helpful to ask for this connection.</p>

Project Update 3 - Midway Update

Due: Friday, August 6 at 5p PT

By now your project is well under way and you will start to see the impact that you can make. Take some time to be extra descriptive with the problems you may be facing, as this is a very important time for your project. There is still time to get help and feedback where you need it!

Topic	Description	Your Response
Progress	Summarize in at least 3 bullet points what specific progress you've made so far. What specific tasks have you completed? What have you learned?	<ul style="list-style-type: none">• I've finished my second deck titled "Banking and Investing". out of three workshops. I've also edited and polished different aspects of the previous deck. I've also finished the first feedback form as a template to work off of for the next two forms. Less work this week!• I've begun the third slide and also edited the previous two workshop decks with some minor corrections. I've also done some additional research on some specific topics that my audience would possibly want to know more about. I've also considered more interactive slides in my deck to engage the audience• I've also browsed different workshop registration sites to determine which sites would be optimal for my events. I wanted to give my audience the option to both register and ask any questions they had prior to the event.
Plans	Summarizing in at least 3 bullet points what you plan to work on in the next 3 weeks. What work do you plan to start?	<ul style="list-style-type: none">• I plan on finishing slide deck three for "Purchases and Insurances" and working on the feedback forms next week. I also want to figure out the dates that I would be hosting my events on.• I plan on finalizing the timing and dates for my workshops by this weekend. As for the dates, I plan on hosting the first one on Sunday 8/16, the second 8/19, and the third on 8/23 to hopefully have the maximum amount of students before school begins for everyone. I also plan on posting on social media around

		<p>Wednesday/Thursday to give everyone some time to ask questions and register. I'll send out event reminders 1 day prior to the workshops as well.</p> <ul style="list-style-type: none"> Next week, I will be completing the second workshop on Wednesday 8/19 and integrating the interactive slides to those presentation decks as well. I'll need to create/copy the feedback form from the first workshop to the second and third workshops. I'll continue to post on social media with periodical reminders
Problems	<p>Summarizing in at least 3 bullet points what problems you have had to solve so far.</p> <p>What strategies did you use to solve those problems?</p>	<ul style="list-style-type: none"> I have a course final coming up so it'll be taking up most of my time this and next week, hence why I've done less than I would like this week. I'm super nervous about having enough people joining!! My goal is currently ~50 people but I'm worried about not meeting that goal. I'm also wanting to think of some sort of physical outcomes or product that my audience could create during one of the workshops to display during my final presentation but I haven't thought of anything yet. I'm also thinking about having some sort of physical copy of my slides to share a resource for others and somehow monitor the amount of people that've viewed it! A problem that arose when talking with Neil this week was to find a timely aspect for my growth project. So, not only providing workshops for students, but having some sort of resource students can look back on. Some options we've thought of are making infographics and polling stories on my Instagram and also sharing presentation decks.
Relevant Pictures	<p>Paste in at least 3 relevant pictures, screenshots, or video recordings that showcase your progress so far.</p>	 <p>Picture 1:</p> <p>Picture 2:</p>

		<div><div>Financial Aid & Taxes Fe</div><div>QuestionsResponses</div><div><div>Section 1 of 3</div><div><div>"Financial Aid & Taxes" Workshop #1</div><div>Feedback</div><div><p>Thank you for participating in the FIRST of three workshops hosted by Janet Y. for "Financial Literacy 101"!</p><p>I would love to know your anonymous feedback on how the "Financial Aid & Taxes" workshop went. Your feedback will be considered when planning and carrying out future "Financial Literacy 101" workshops in hopes of better the experience for other students.</p><p>This survey will take approximately 2-3 minutes. Please reach out to janetyu4@gmail.com if you have any questions or concerns about this survey. Thank you!</p></div><div><div>Grade for 2020-2021 School Year</div><div>Multiple choice</div><div><div><div>Freshman '24</div><div>Sophomore '23</div><div>Junior '22</div></div><div><div>X</div><div>X</div><div>X</div></div></div></div></div></div><div>Picture 3:</div><div><div>Financial Aid & Taxes Feec</div><div>QuestionsResponses</div><div><div><div>In what way(s) could the workshop be more interactive?</div><div>Long answer text</div></div><div><div>What aspects of the Financial Aid & Taxes Workshop did you</div><div>Long answer text</div></div><div><div>What aspects of the Financial Aid & Taxes Workshop could I improve</div><div>Long answer text</div></div><div><div>What content would you like to see in future workshops?</div><div>Long answer text</div></div></div></div></div>
Comments (Optional)	Any additional comments or concerns you'd like to communicate to your cohort leader?	Going great. Excited!

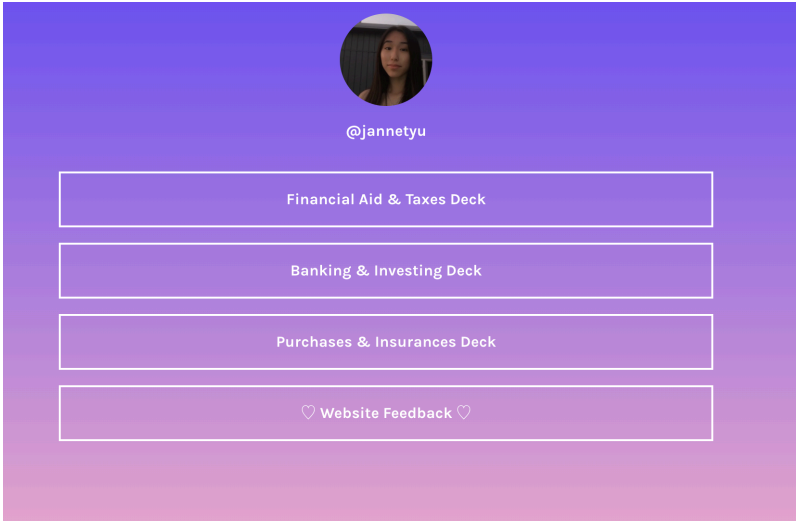
Project Update 4 - Final Update

Due: Friday, August 27 at 5p PT

You should be proud of yourself! At this stage your project is pretty much complete, and you will move towards focusing on your pitch and polishing your presentation slides. Make sure to gather the photos and screenshots to showcase all the work you have put in.

Topic	Description	Your Response
Progress	Summarize in at least 3 bullet points what specific progress you've made so far. What specific tasks have you completed? What have you learned?	<ul style="list-style-type: none">• I've started registrations this week! I made several posts and emails to different organizations that I've been a part of in the past and got several applicants for my first workshop on Sunday 8/19! I contacted a national tutoring organization called LearnToBe and also a program I've been a part of called the SMART program• Also made several posts on social media including SnapChat, Instagram and also LinkedIn. As of right now, we have 39 total applicants internationally. I also added several more interactive slides including a polling section using the audience's reaction icons along with integrating the questions and topics suggested by the applicants into the workshop deck.• I also created the Google Calendar event and sent out emails including Zoom Links and agendas for the applicants! I had many of my friends share the post on their stories and also had organizations share my post as well! I also met with Manav and Neil to talk more before the first workshop!
Plans	Summarizing in at least 3 bullet points what you plan to work on in the next 3 weeks. What work do you plan to start?	<ul style="list-style-type: none">• Next week, I will be completing the second workshop on Wednesday 8/19 and integrating the interactive slides to those presentation decks as well. I'll need to create/copy the feedback form from the first workshop to the second and third workshops. I'll continue to post on social media with periodical reminders• plan on making some sort of website, whether it be a LinkTree or a Carrd link so the workshop information can be more timeless and everyone will be able to access the information as needed. I'll need to figure out some way to generate some sort of feedback from the people who do view the website.

<p>Problems</p>	<p>Summarizing in at least 3 bullet points what problems you have had to solve so far.</p> <p>What strategies did you use to solve those problems?</p>	<ul style="list-style-type: none"> • A problem that arose when talking with Neil this week was to find a timely aspect for my growth project. So, not only providing workshops for students, but having some sort of resource students can look back on. Some options we've thought of are making infographics and polling stories on my Instagram and also sharing presentation decks. • I started school on Monday and will have to have my website up soon! Hopefully, I get it done this week. I'm also hoping that I had a wide enough audience for my workshops. If not, I hopefully get a larger audience for my timeless portion of the project. • I probably need to ask about what others want in an infographic of which topics they want me to cover. I also need to start thinking about my Pitch Day Presentation.
<p>Relevant Pictures</p>	<p>Paste in at least 3 relevant pictures, screenshots, or video recordings that showcase your progress so far.</p>	<div data-bbox="776 751 1396 1234"> </div> <p>Picture 1:</p> <div data-bbox="662 1276 1453 1843"> </div> <p>Picture 2:</p>

		<p>Picture 3:</p> 
Comments (Optional)	Any additional comments or concerns you'd like to communicate to your cohort leader?	<p>I started working on my Pitch Day presentation this week! I drafted up some of the things I wanted to definitely include in the presentation along with a short guideline and format of how I wanted everything to go. I, then, transferred those notes and brainstormed into an actual slideshow and started placing slides where I wanted them to be. Aside from my Pitch Day Presentation, I met with Neil this week to talk about my Pitch Day Presentation and also the College + Career workshop.</p>

Project Update 5 - Google Slides

Due: Tuesday, September 7 at 5p PT

You've made it to the finishing stretch! Your Social Impact Project is complete and your slides are looking great. Submit your final presentation slides in the table below, and spend the next few days practicing your presentation. You got this!

Topic	Description	Your Response
Slide Submission	<p>Provide the link to your Google Slides. Make sure you click "Share" and say "Anyone on the internet with the link can view"</p>	<p>https://docs.google.com/presentation/d/1Xrtb4gfjUjEZH9z_sgS9sP-k7yXVe45VQbcL2utp-0/edit?usp=sharing</p>

Title	Provide a title for your project (3-8 words max). This will be used in the agenda we share with our judge panelists.	Financial Literacy 101
--------------	---	------------------------