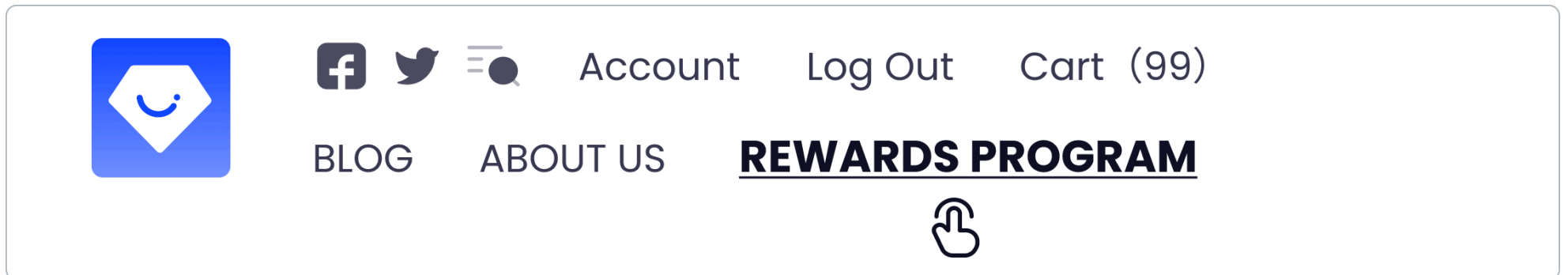


# How to use Deep-Links with Loloyal Panel

## Enabling Loloyal Widget Through Inline links Using Deep links

Allow your customer to access any section of your widget through any interactive element on your website, or email.



If the traditional Loloyal widget button doesn't match the theme of your website or if you don't have enough space for it, you now have the option to utilize alternative interactive elements for your customers to access the widget. You can hide or replace the button, or add new elements that allow your customers to access to any part of the widget easily.

Any element capable of containing hyperlinks, such as text, images, menu items, or buttons, can serve as a means to open the widget. You can also incorporate these hyperlinks into automated emails or SMS campaigns. For instance, if a customer clicks on a button labeled "check your earned points now!" in an email, it will redirect them to your website and navigate them to the section of the widget displaying their points.

### What are the available deep-links Loloyal is providing?

- #loloal-home
- #loloal-waystoeam
- #loloal-waystoredeem
- #loloal-referral
- #loloal-vip

### The examples below demonstrate how to use deep links across different elements:

#### #loloal-home

Displays the customer's status for points, referrals, and VIP programs.

#### #loloal-waystoeam

Displays a list of ways that the customer can earn points.

#### #loloal-waystoredeem

Displays a list of items that the customer can redeem their points for.

#### #loloal-referral

Displays information about the referral program, including the customer's referral URL.

#### #loloal-vip

Displays the VIP tab where customers can view their VIP rewards after they have achieved them.

## Using Loloyal Deep Links

### For example:

If you wish to access the home view of your Panel, you can utilize the following deep link.:

[www.example.com/#loloal-home](http://www.example.com/#loloal-home)

### Example of opening the Loloyal homepage after clicking on an element in the website:

Step 1: Find the element you want to trigger the Loloyal home page by clicking on it.

Step 2: Copy the Loloyal Deeplink link. Like below:

www.example.com/#loloyal-home

Step 3: Copy this link to the corresponding element.

One-click boosts sales with Loyalty Program & Rewards that actually work

Get Loloyal Now

## Aims

Make the loyalty system more stable and smart to help you to **save time** and **convert more**. At the same time, we treat your customers like our own, strive to improve a **better experience** for your customers.

Get Loloyal Now

## Customer Service

We provide **24/7 online customer service**. When you or your customers have any issue, feel free to contact us through **live chat or email** to ensure that your issues are solved in time.

Get Loloyal Now

Get Loloyal

**Tips: There are 2 important things to remember when using a Loloyal Deep Link:**

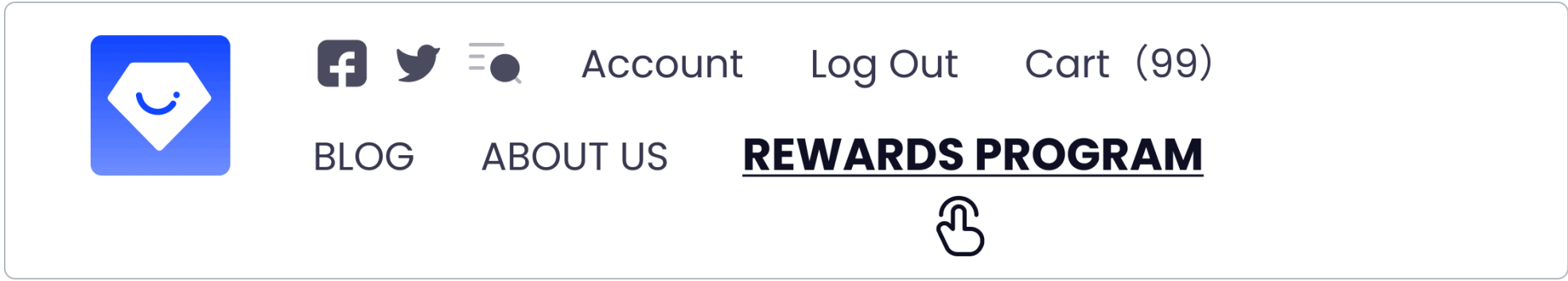
1. Make sure there is a '#' before the deep link's name.

2. To prevent page refreshing on every click, remove trailing slashes from URLs. Like [www.example.com/#loloyal-home](http://www.example.com/#loloyal-home). For example, it can be like this [#loloyal-home](http://www.example.com/#loloyal-home).

Tips: You have the flexibility to link these to buttons and text on your website or embed them in emails, guiding your customers directly to a page on your site with your Panel already accessible!

# Accessing a Loloyal Deep Link through any button

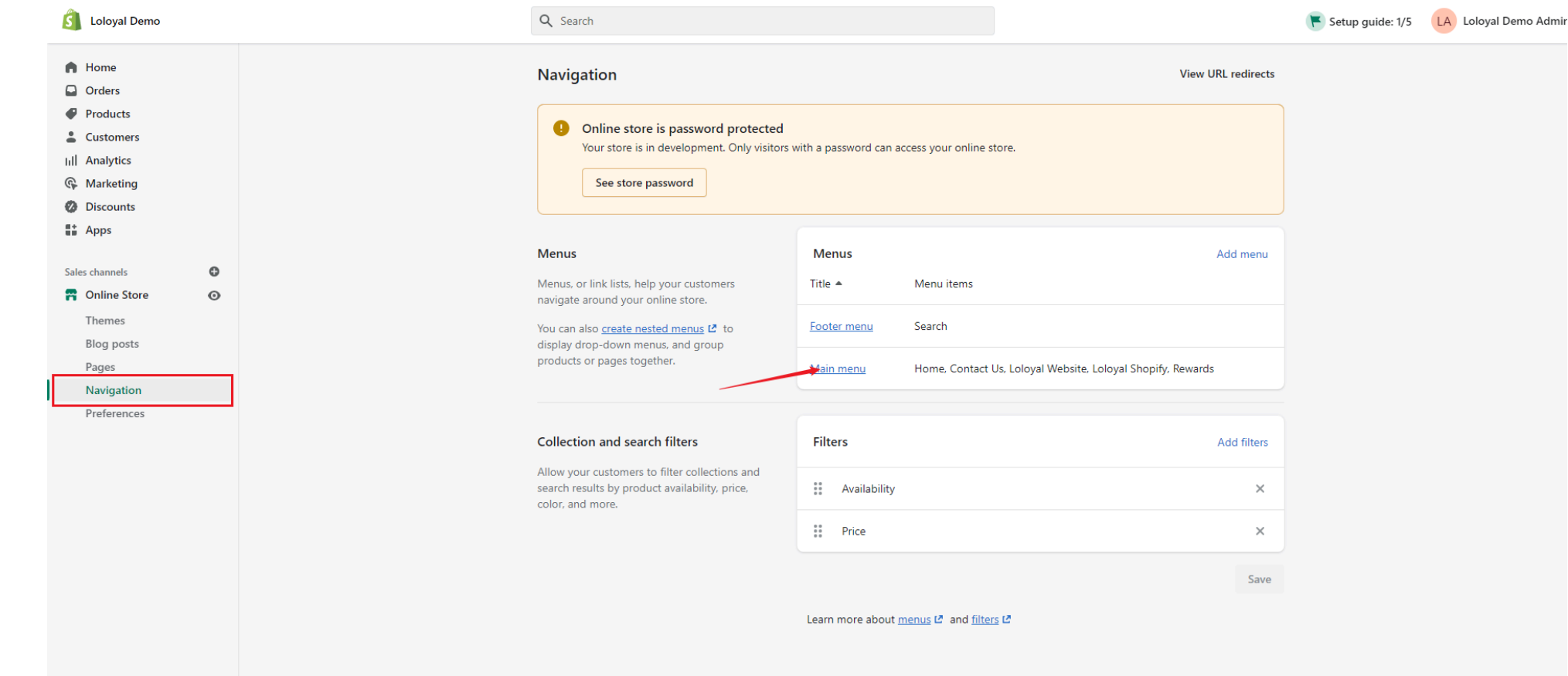
Integrating buttons into your website is a great method to interact with your customers. You can easily integrate Loloyal Deep Links into the HREF of any button on your site, enabling your Loloyal Panel to open without reloading the page. allowing the Loloyal Panel to open without the need for a page reload. This ensures that your customers can explore your site without interruptions while still having quick access to the Loloyal Panel.



You can add a Loloyal Deep Link to the end of any URL, automatically guiding customers to a particular section of your Panel.

**Embed a link on your website for users to launch your widget.**

[向右] Go to **Shopify Admin >> Online Store >> Navigation**



[向右] Click **"Main Menu"**

### Menus

Menus, or link lists, help your customers navigate around your online store.

You can also [create nested menus](#) to display drop-down menus, and group products or pages together.

#### Menus

Add menu

Title ▲	Menu items
<a href="#">Footer menu</a>	Search
<a href="#">Main menu</a>	Home, Contact Us, Loloyal Website, Loloyal Shopify, Rewards

### Collection and search filters

Allow your customers to filter collections and search results by product availability, price, color, and more.

#### Filters

Add filters

⋮	Availability	×
⋮	Price	×

Save

Learn more about [menus](#) and [filters](#)

[向右] Click "Add Menu Item" and add "Name" (e.g. Rewards)

Loloyal Demo

Search

Setup guide: 1/5

LA Loloyal Demo Admin

Home

Orders

Products

Customers

Analytics

Marketing

Discounts

Apps

Sales channels

Online Store

Themes

Blog posts

Pages

Navigation

Preferences

← Main menu

Title

Main menu

Menu items

⋮ Home

Edit

Delete

⋮ Contact Us

Edit

Delete

⋮ Loloyal Website

Edit

Delete

⋮ Loloyal Shopify

Edit

Delete

⋮ Rewards

Edit

Delete

⋮ Add menu item

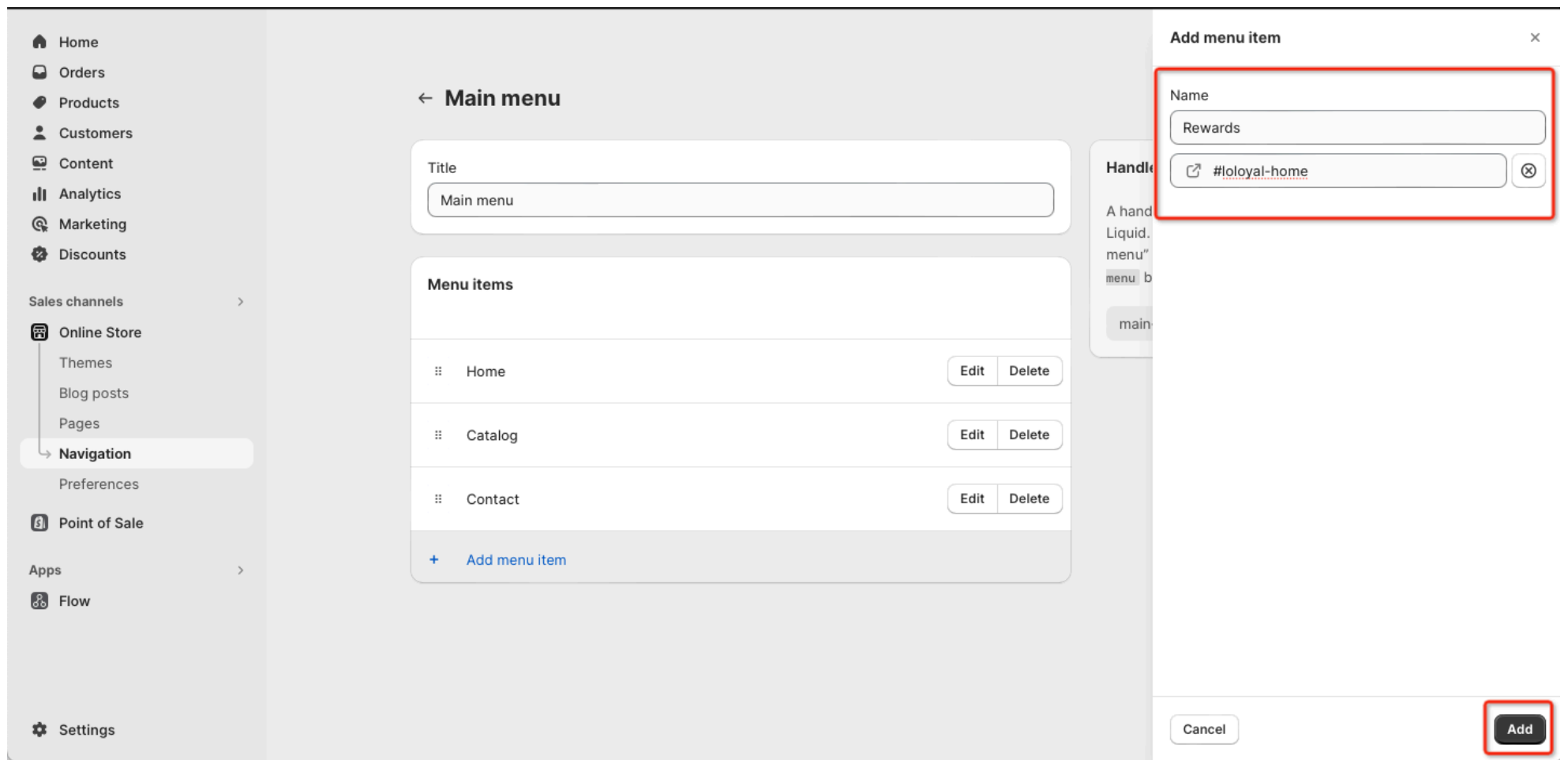
Handle

A handle is used to reference a menu in Liquid, e.g. a menu with the title "Sidebar menu" would have the handle `sidebar-menu` by default. [Learn more](#)

main-menu

Save menu

[向右] Choose the Destination. Copy and paste it into "Link" and click "Add"



Choose which part of the panel you want to open:



#loloal-home



Copy and paste the link to your navigation

Example: [www.loloalstore.com/#loloal-home](http://www.loloalstore.com/#loloal-home)

Tips: Any question? Read the [user guide](#).

🎁 Congratulations! A button will now be visible in your store's navigation, allowing customers to click and open the loyalty widget.

These Loloyal Deep Links operate just like any other URL. This implies that you can include them in a menu or navigation bar in the same way you would with any other page URL.

## Using Deep-Links in Email Marketing tools.

**Take opening the Loloyal homepage in the email button as an example**

Step 1: Find the button in your email

Step 2: Copy the Loloyal Deeplink link. Like below:

[www.example.com/#loloal-home](http://www.example.com/#loloal-home)

Step 3: Copy this link to the corresponding button Link to URL



←just for test

↶↷Last saved: Sep 27, 2023 05:33 PMPreview and TestProceed⋮

Button Properties

TextDesign

Button Label

This way please

Link to URL

http://www.example.com/#loloyz

Example : http://www.example.com


Open URL In

New Window

Enable RTL layout

Use this mode for languages written from right-to-left (Arabic and Hebrew)

Done







## Your business means more than money

We believe that when life gives you lemons, you should sell them to the lemonade factory. We keep our eyes open for opportunities to create something useful, productive, and consistent. More than anything, we look to our customers for inspiration. We're reaching out to you because we're reinventing our business and need you help and ideas. We're interested in hearing your thoughts about our product. Try if for free under our paid member trial version and let us know the what works and what doesn't. We're working on making it as perfect as we can. Thank you for your continued support. Let's create something brilliant together!

This way please

Follow Us On



You are receiving this email as you signed up for our newsletters.  
Want to change how you receive these emails?

🎁 Congratulations. After this, your customers can click this button to open the Loloyal homepage.