



Grade Two

Worksheet ( unit 12 )

Teacher :Muna Barhoush

\_\_\_\_\_ Name

Match -1

crayon

mouse

keyboard

pen

flag


an eraser

The image shows a matching exercise. On the left, there are labels: 'crayon', 'mouse', 'keyboard', 'pen', 'flag', and 'an eraser'. On the right, there are images: a computer keyboard, a red crayon, a black pen, a green eraser, and a Palestinian flag. An arrow points from the label 'crayon' to the image of the mouse. The other labels are not yet matched to their corresponding images.

Read and write


On	under	next to	between	in
----	-------	---------	---------	----

-Where's the crayon ? It's \_\_\_\_\_ the box



1

Where's the pen ? It's \_\_\_\_\_ the table .




--2



3-Where's the flag ?It's \_\_\_\_\_-the window



the eraser



\_\_\_\_\_ 4- Where's the mouse ? It's

Where's the ball ? It's \_\_\_\_\_ the 5  
. chair and the bag

