



# DEAR CONSULTANT: HE IS RESTARTING. PLEASE CONTINUE WITH THE SAME LP

## A2 Business Interactions 1 - LESSON PLANNING

Student: Germán Blanco  
Classes per week:  
Position:  
Level: A2  
Curriculum:  Teenagers Curriculum 2022 A2  
Current week: 1/8

### Decompress:

Here's the template:  Needs analysis/Decompress template

Notes on Client (Changes on new curriculum, suggestions, needs another curriculum, etc.):

Remember to notify your leader when decompress is completed, or contact directly with Jaime via Slack

### Week 1 - School

#### Aims:

TOPIC & CONTENT	LANGUAGE FOCUS	PRODUCTION	MATERIALS / SKILLS
-----------------	----------------	------------	--------------------

Date/teacher:

Lesson 1: Lesson 1: school environment	<ul style="list-style-type: none"><li>Grammar: SVO, adjectives. Vocabulary: Places and departments at school</li></ul>	<ul style="list-style-type: none"><li>Client recognizes and describes their school places and departments.</li></ul>	<ul style="list-style-type: none"><li><a href="https://www.youtube.com/watch?v=1qpYnEQNuv4">https://www.youtube.com/watch?v=1qpYnEQNuv4</a></li><li>Send a voice note describing your school.</li></ul>
---	--	--	---

Comments/ Suggestions for next lesson:

Date/teacher:			
Lesson 2: what do you do with your friends?	<ul style="list-style-type: none"> <li>Grammar: verbs, wh questions</li> <li>Vocabulary: indoor and outdoor activities</li> </ul>	<ul style="list-style-type: none"> <li>Clients are able to describe their activities and ask about other people's interests</li> </ul>	<ul style="list-style-type: none"> <li><a href="https://www.youtube.com/watch?v=RI50I0GV3qE">https://www.youtube.com/watch?v=RI50I0GV3qE</a></li> <li>Role play: plan a weekend with your best friend</li> </ul>
Comments/ Suggestions for next lesson:			

Date/teacher:			
Lesson 3: subjects and grades	<ul style="list-style-type: none"> <li>Grammar: ordinal and cardinal numbers</li> <li>Vocabulary: sequencers, school subjects</li> </ul>	<ul style="list-style-type: none"> <li>Client is able to discuss the different school subjects.</li> </ul>	<ul style="list-style-type: none"> <li><a href="https://www.youtube.com/watch?v=J0Ji8hXcD44">https://www.youtube.com/watch?v=J0Ji8hXcD44</a></li> <li>Write a short essay about your least favorite subject.</li> </ul>
Comments/ Suggestions for next lesson:			

<b>Week 2 - Science</b>			
<b><u>Aims:</u></b>			
<b>TOPIC &amp; CONTENT</b>	<b>LANGUAGE FOCUS</b>	<b>PRODUCTION</b>	<b>MATERIALS / SKILLS</b>

Date/teacher:			
Lesson 4: Why is biology important?	<ul style="list-style-type: none"> <li>Grammar: SVO, facts</li> <li>Vocabulary:</li> </ul>	<ul style="list-style-type: none"> <li>Client is able to express their personal</li> </ul>	<ul style="list-style-type: none"> <li><a href="https://www.britannica.com/science">https://www.britannica.com/science</a></li> </ul>

	Colors, plants, animals, science.	opinion about science.	<a href="#">e/biology</a> <ul style="list-style-type: none"> <li>Write a short text describing the importance of biology.</li> </ul>
Comments/ Suggestions for next lesson:			

Date/teacher:			
Lesson 5: The Human Body.	<ul style="list-style-type: none"> <li>Grammar: SVO, Adjectives.</li> <li>Vocabulary: Body parts, numbers.</li> </ul>	<ul style="list-style-type: none"> <li>Client identifies and understands body parts, systems and its functions.</li> </ul>	<ul style="list-style-type: none"> <li><a href="https://www.youtube.com/watch?v=gEUu-A2wfSE">https://www.youtube.com/watch?v=gEUu-A2wfSE</a></li> <li>Send a voice note describing the body parts.</li> </ul>
Comments/ Suggestions for next lesson:			

Date/teacher:			
Lesson 6: Environment.	<ul style="list-style-type: none"> <li>Grammar: Facts, opinions, SVO.</li> <li>Vocabulary: Nature, colors, your surroundings.</li> </ul>	<ul style="list-style-type: none"> <li>Client is able to describe the different natural environments.</li> </ul>	<ul style="list-style-type: none"> <li><a href="https://www.youtube.com/watch?v=Oa7ntoCf8yU">https://www.youtube.com/watch?v=Oa7ntoCf8yU</a></li> <li>Write a short summary about the natural environment of your state.</li> </ul>
Comments/ Suggestions for next lesson:			

### Week 3 - Sports

#### Aims:

TOPIC & CONTENT	LANGUAGE FOCUS	PRODUCTION	MATERIALS / SKILLS
-----------------	----------------	------------	--------------------

Date/teacher:

Lesson 7: Sports around the world	<ul style="list-style-type: none"><li>Grammar: comparative and superlative</li><li>Vocabulary: sports, countries</li></ul>	<ul style="list-style-type: none"><li>Client identifies the main sports of different countries around the world.</li></ul>	<ul style="list-style-type: none"><li><a href="https://www.youtube.com/watch?v=Oa7ntoCf8yU">https://www.youtube.com/watch?v=Oa7ntoCf8yU</a></li><li>Send a voice note describing why you think there are more popular sports than others.</li></ul>
Comments/ Suggestions for next lesson:			

Date/teacher:

Lesson 8: How do you play it?	<ul style="list-style-type: none"><li>Grammar: sequencers, modal verbs</li><li>Vocabulary: sports verbs and phrasal verbs</li></ul>	<ul style="list-style-type: none"><li>Client is able to understand the principal sports rules.</li></ul>	<ul style="list-style-type: none"><li><a href="https://www.rulesofsport.com/">https://www.rulesofsport.com/</a></li><li>Write the top 5 rules that you can find at any sport.</li></ul>
Comments/ Suggestions for next lesson:			

Date/teacher:

Lesson 9: Olympics and tournaments	<ul style="list-style-type: none"><li>Grammar: present perfect</li><li>Vocabulary: phrasal verbs</li></ul>	<ul style="list-style-type: none"><li>Client recognizes the importance of world sports events.</li></ul>	<ul style="list-style-type: none"><li><a href="https://www.skysports.com/football/news/12098/12354033/world-cu">https://www.skysports.com/football/news/12098/12354033/world-cu</a></li></ul>
------------------------------------	--	--	---

			<p><a href="#">p-2022-dates-draw-schedule-kick-off-times-final-for-qatar-tournament</a></p> <ul style="list-style-type: none"> <li>Send a voice note describing why do/don't you like sports tournaments.</li> </ul>
Comments/ Suggestions for next lesson:			

#### Week 4 - History and Geography

##### Aims:

TOPIC & CONTENT	LANGUAGE FOCUS	PRODUCTION	MATERIALS / SKILLS
-----------------	----------------	------------	--------------------

Date/teacher:

Lesson 10: history of the world	<ul style="list-style-type: none"> <li>Grammar: Past tense, adverbs of frequency.</li> <li>Vocabulary: Dates and events.</li> </ul>	<ul style="list-style-type: none"> <li>Client is able to discuss the main topics about world history.</li> </ul>	<ul style="list-style-type: none"> <li><a href="https://www.youtube.com/playlist?list=PLBDA2E52FB1EF80C9">https://www.youtube.com/playlist?list=PLBDA2E52FB1EF80C9</a></li> <li>Write a short summary about your favorite history even.</li> </ul>
---------------------------------	---	--	--

Comments/ Suggestions for next lesson:

Date/teacher:

Lesson 11: Continents and countries	<ul style="list-style-type: none"> <li>Grammar: Adverbs of place.</li> <li>Vocabulary: Places around the world, fun facts.</li> </ul>	<ul style="list-style-type: none"> <li>Client identifies the continents, countries, states and cities.</li> </ul>	<ul style="list-style-type: none"> <li><a href="https://www.youtube.com/watch?v=eWXZ7-o_R4">https://www.youtube.com/watch?v=eWXZ7-o_R4</a></li> <li>Send a voice note explaining</li> </ul>
-------------------------------------	---	---	---

			which country would you like to visit and why.
Comments/ Suggestions for next lesson:			

Date/teacher:			
Lesson 12: History of tomorrow	<ul style="list-style-type: none"> <li>Grammar: Simple future will/going to/present continuous</li> <li>Vocabulary: History of the world.</li> </ul>	Client is able to describe current events, that might form the history of tomorrow.	<ul style="list-style-type: none"> <li><a href="https://edition.cnn.com/">https://edition.cnn.com/</a></li> <li>Write an email to your friend who lives aboard explaining a current event in Mexico.</li> </ul>
Comments/ Suggestions for next lesson:			

<b>Week 5 - Space</b>			
<b><u>Aims:</u></b>			
<b>TOPIC &amp; CONTENT</b>	<b>LANGUAGE FOCUS</b>	<b>PRODUCTION</b>	<b>MATERIALS / SKILLS</b>

Date/teacher:			
Lesson 13: Can there be life on Mars?	<ul style="list-style-type: none"> <li>Grammar: Modals about speculation/prediction - WILL, MAY, MIGHT, CAN</li> <li>Vocabulary: planets, daily life</li> </ul>	<ul style="list-style-type: none"> <li>Clients are able to express their opinion about life outside earth.</li> </ul>	<ul style="list-style-type: none"> <li><a href="https://www.youtube.com/watch?v=DMMPYkRrd4Q">https://www.youtube.com/watch?v=DMMPYkRrd4Q</a></li> <li>Do a chart describing why can and can't be life on Mars.</li> </ul>

Comments/ Suggestions for next lesson:

Date/teacher:

Lesson 14: What is it like to live in a spaceship?

- Grammar: Modals: COULD and WOULD/ Future tenses
- Vocabulary: rockets, technology

Client is able to describe hypothetical situations.

- <https://www.youtube.com/watch?v=kOlj7AgonHM>
- Send a voice note describing how do you think you could wash your hair in space.


Comments/ Suggestions for next lesson:

Date/teacher:

Lesson 15: Interstellar - How is life on distant planets?

- Grammar: ING and ED adjectives
- Vocabulary: planets, galaxy, extreme weather.

- Client is able to describe hypothetical situations.

-  Is there life...
- Write a text explaining what would a distant planet look like.

Comments/ Suggestions for next lesson:

## Week 6 - Movies

### Aims:

TOPIC & CONTENT

LANGUAGE FOCUS

PRODUCTION

MATERIALS / SKILLS

Date/teacher:

Lesson 16: Describe the characters of your favorite film	<ul style="list-style-type: none"> <li>• Grammar: 1st Conditional, plot.</li> <li>• Vocabulary: Storytelling, adjectives, .</li> </ul>	<ul style="list-style-type: none"> <li>• Client is able to describe and discuss their favorite movie character.</li> </ul>	
Comments/ Suggestions for next lesson:			

Date/teacher:			
Lesson 17: Compare your favorite movie genre with other genres	<ul style="list-style-type: none"> <li>• Grammar: Comparatives, superlatives.</li> <li>• Vocabulary: Genres, film titles.</li> </ul>	<ul style="list-style-type: none"> <li>• Client is able to identify the different movie genres and its characteristics.</li> </ul>	<ul style="list-style-type: none"> <li>• Bp07u0YrH4Y</li> <li>• Send a voice note describing your favorite movie genre.</li> </ul>
Comments/ Suggestions for next lesson:			

Date/teacher:			
Lesson 18: Describe what would happen in your ideal movie	<ul style="list-style-type: none"> <li>• Grammar: Second conditional, storytelling, descriptions.</li> <li>• Vocabulary: Action verbs, setting, the elements of a story.</li> </ul>	<ul style="list-style-type: none"> <li>• Client is able to discuss the plot, characters and components of a movie.</li> </ul>	<ul style="list-style-type: none"> <li>• <a href="https://www.youtube.com/watch?v=2uZ7labVOM">https://www.youtube.com/watch?v=2uZ7labVOM</a></li> <li>• Send a voice note describing your ideal movie.</li> </ul>
Comments/ Suggestions for next lesson:			

<b>Week 7 - Feelings and emotions</b>			
<b><u>Aims:</u></b>			
<b>TOPIC &amp; CONTENT</b>	<b>LANGUAGE FOCUS</b>	<b>PRODUCTION</b>	<b>MATERIALS / SKILLS</b>



Date/teacher:

Lesson 19: Identifying and analyzing different emotions and when they appear

- Grammar: Emotions, emotional adjectives. Possessive adjectives
- Vocabulary: Feelings and emotions.

- Client is able to identify and describe the different emotions.

- [https://www.youtube.com/watch?v=05ubwmt4k\\_w](https://www.youtube.com/watch?v=05ubwmt4k_w)
- Send a voice note explaining the different emotions you get through the day.

Comments/ Suggestions for next lesson:

Date/teacher:

Lesson 20: Talking about your best memories

- Grammar: Simple past, past continuous.
- Vocabulary: Storytelling, descriptions.

- Client is able to relate memories and emotions

- <https://www.perfect-english-grammar.com/past-simple-exercise-8.html>
- Write a short paragraph telling your favorite childhood memory.

Comments/ Suggestions for next lesson:

Date/teacher:

Lesson 21: Recognizing other people's feelings

- Grammar: Modals for advice, offers and requests
- Vocabulary: Empathy and emotions.

Client is able to identify and describe other people's feelings

- <https://www.youtube.com/watch?v=msYwWr5twUY>

Comments/ Suggestions for next lesson:

**Week 8 - Review week**

TOPIC & CONTENT	LANGUAGE FOCUS	PRODUCTION	MATERIALS / SKILLS
-----------------	----------------	------------	--------------------

Date/teacher:

Lesson 22:

- Content from week 1-3-

Comments/ Suggestions for next lesson:

Date/teacher:

Lesson 23:

- Review  
Content from week 4-5

Comments/ Suggestions for next lesson:

Date/teacher:

Lesson 24:

- Review  
Content from week 6-7

Client's comments about evaluation/next curriculum:

**Lesson 25: Final speaking evaluation -**

Date/consultant:

<b>Observations:</b>
<b>Next curriculum (learner's path):</b>