



Wilkin County 4-H

2024 County Fair Book

Animal ID Deadline: May 15, 2024

FairEntry Dates: Registration opens June 15 and closes July 1, 2024

Wilkin County Fair: August 22 thru August 25, 2024

web | z.umn.edu/Wilkin4H • Facebook | fb.me/Wilkin4H



UNIVERSITY OF MINNESOTA EXTENSION

4-H is the oldest and largest publicly funded youth development organization in the United States and is open to all youth in grades Kindergarten through one year past high school.

Table of Contents

Below you will find a clickable Table of Contents, this will help navigate you through all the pages of this document quickly. Each link is attached to a section in this document, simply click the link and it will take you directly to that section.

For your convenience, if viewing the paper form of this document page numbers are listed behind each section.

[Schedule of 4-H Events](#)

[Clubs helping out during the fair](#)

[Download Wilkin County's App!](#)

[4-H Achievement Days](#)

[Exhibit List](#)

[Getting ready to pre-register exhibits](#)

[4-H Premium Schedule](#)

[Preparing for Judging](#)

[Rules & Regulations](#)

[Wilkin County Fair Information](#)

[Minnesota State Fair Information](#)

[Go to State Fair as a Chaperone](#)

[Let us know what you think](#)

Schedule of 4-H Events

May 15, 2024

Enrollment deadline for new and returning members
Animal ID deadline for the county fair in 4-H Online

June 15, 2024

County Fair pre-registration opens in FairEntry

July 1, 2024

County Fair pre-registration closes in FairEntry
LQA Training deadline for grades 6+
Poultry ID deadline for chickens & turkeys going to the county fair

July 26, 2024

Judge's Assistants, 3 to 8 p.m.
General Exhibit Judging, 3 to 5:30 p.m.

Cat Show, 3 to 4 p.m.

Exhibit registration & check-in.... 3 to 7 p.m.

Supper break for all judges..... 5:30 p.m.

Judging resumes..... 6 p.m.

Judging ends..... 8 p.m.

Champions & State Line-up selections after 8 p.m.

Exhibit building closes..... 9 p.m.

July 27, 2024

Rabbit & Poultry Show, 10 a.m.

Rabbit & Rabbit Showmanship

Poultry & Poultry Showmanship

Costume Contest

Cage/Coop Decoration Contest

Livestock Demonstrations (all species)

Livestock Show, 1 p.m.

Swine & Swine Showmanship

Dairy Goat & Dairy Goat

[Take me back to the Table of Contents](#)

Updated on 5/15/2024



Showmanship
Market Goat & Market Goat
Showmanship
Sheep & Sheep Showmanship
Dairy & Dairy Showmanship
Beef & Beef Showmanship
Costume Contest
Stall Decorating Contest

Round Robin Showmanship

July 30, 2024

State Fair Meeting

July 31, 2024

State Fair Paperwork Due

August 3, 2024

4-H Horse Show at Red River Rider's
Arena, 10 a.m.

August 7, 2024

State Horse Show Paperwork Due

August 19, 2024

General project return for county fair
display
Projects due for State Fair Transportation

August 22, 2024

Livestock check-in, 8. to 11 a.m.
All livestock in place, 11 a.m.

August 25, 2024

All projects released, 4:30 p.m.

October TBD

Parade of Champions

Clubs helping out during the fair

Whether you choose to be an exhibitor or not– all club members & independents are expected to participate in these group responsibilities. In order for the county fair to happen for our youth–we need your help!

Club responsibilities & assignments during the Wilkin County Showcase & Fair!

Campbell Busy Bees

Exhibit building clean up after fair.....August 28, 5 to 6:30 pm

Kent Quad-H

Clean up and set up building for fair week.....August 13, 5 to 6:30 p.m.

North Stars

Exhibit building clean up before showcase.....July 23, 5 to 6:30 p.m.

Deep Valley

Display exhibits for fair week.....August 19, 5 to 6:30 p.m.

[Take me back to the Table of Contents](#)

Updated on 5/15/2024

Download Wilkin County's App!

Dates and reminders at your fingertips!

You can also find all of these dates and reminders on the calendar in our 4-H app. Add them to your personal calendar to keep yourself organized and on track to a successful County Fair!

4-H Achievement Days

4-H Achievement Day showcase events are an important part of the county fair each year. From the 4-H canteen to the livestock show and the 4-H static exhibit buildings--4-H is an important part of the fair and the county fair is a wonderful celebratory experience for our youth exhibitors!

Why exhibit at the fair?

The county fair is a big deal. Showcasing 4-H project work is an essential part of the 4-H program experience. Just like you wouldn't attend athletic practices and games all season long just to miss the BIG game, the same logic applies to 4-H! Take some time to go through the information in this county fair book to think about what kinds of things you want to exhibit!

For youth in grades K-5, the county fair is the final showcase of the 4-H year. This is their time to shine, and their time to share their accomplishments with friends and family. For youth in grades 6+, the county fair is a qualifying event, during which they could earn a trip to the Minnesota State Fair. But keep in mind, a state fair experience may not be for everyone, and that's okay too! Because for many youths in grades 6+, the county fair may offer all the celebration they are looking for!

How we are making the best better

4-H is America's largest youth development organization—empowering nearly six million

[Take me back to the Table of Contents](#)

Updated on 5/15/2024

young people with the skills to lead for a lifetime. In 4-H, we believe in the power of young people. We can see that every child has valuable strengths and real influence to improve the world around us.

Wilkin County 4-H staff and volunteers believe in:

- Every young person's potential
- Developing young people who are empowered, confident, hard-working, determined, responsible, and compassionate—seeing a world beyond themselves so that they have the life-long skills to succeed in life
- Ensuring access and equity for all
- The power of America's leading public Universities
- The practice of positive youth development by creating positive learning experiences
- Caring and trusted adult mentors who cultivate positive relationships with youth
- Meeting young people wherever they are

Wilkin 4-H is investing in our youth!

Together, the 4-H Leaders Council and the Awards and Recognition Committee will **provide all youth exhibitors with a county fair t-shirt, special awards, and cash premiums.**

But the investment doesn't stop there. The Leaders Council is also investing in our youth who participate in regional and state events. **Each 4-H exhibitor who earns and accepts a State Trip will have their State Fair and/or State Horse Show registration fee, 4-H lodging, and gate passes provided by the Council at no cost to the family.** Mileage reimbursement is also available for families who carpool.

Why we recognize our young people

Youth want to be recognized and have their accomplishments seen—attending our public events, sharing photos with the Extension Office, and sharing ideas with the Awards & Recognition Committee are all ways to help us get our 4-H youth the recognition they deserve.

Ways we showcase our young people and their accomplishments

- Have exhibits on display during the fair, in the two 4-H exhibit buildings

[Take me back to the Table of Contents](#)

Updated on 5/15/2024



- Feature images of local youth on our marketing materials
- Present youth awards during the Parade of Champions Ceremony
- Publish articles in the Daily News– our local newspaper
- Create social media posts throughout the year recognizing the accomplishments of clubs, members, and volunteers

Parade of Champions

Hosted by the Wilkin County 4-H Ambassadors, the 4-H Parade of Champions celebrates and recognizes the 4-H youth who have shown exemplary development in their project area with exceptional exhibits. During this event, you will see the wide array of 4-H exhibits and the youth who created them. These exhibits represent the life skills gained during their year-long project learning experience. Come celebrate with us!

NEW IN 2024 - The Parade of Champions will be held in the beginning of October. Watch for more information!

Learning curve ahead!

We understand, pre-registering exhibits and preparing those exhibits for judging can be confusing and challenging. Hopefully, the [Exhibit Planner](#) inspired you to fill a box with exhibits you can bring to the fair! All of your prep work is about to pay off because you've already completed the first and most time-consuming step in going to the county fair, yay! So, let's explore the next steps in getting ready for the county fair, pre-registering exhibits, and saving those dates! Please review the following information carefully to learn how to pre-register exhibits for the county fair, and what things you should think about as you do.

Step by step we will get you there

Step 1– Planning and collecting exhibits! The [Exhibit Planner](#) is your go-to resource for this step. This guide is published in October and mailed directly to your home.

Step 2– Pre-register exhibits for the county fair and save the date! This [County Fair Book](#) is your go-to resource for this step. This book is published in June and mailed directly to your home.

Step 3– Going to the county fair! The County Fair Exhibitor Guide will lay out what is expected of you as a 4-H exhibitor while you participate in the county fair. This guide is mailed directly to your family after you complete pre-registration for the county fair.

Step 4– Going to the state fair! The Minnesota State Fair is the pinnacle of showcasing in 4-H. Youth who have completed grade 6 or higher are eligible to earn a state fair trip. These state fair trips must be earned at the county fair. Our county State Fair Packet will provide the key information your family will need to decide whether you will accept a state trip after you have earned one.

[Take me back to the Table of Contents](#)

Updated on 5/15/2024



What type of exhibitor will you be?

You may remember learning in our [Exhibit Planner](#) that there are many types of exhibits youth can enter at the county fair. Youth can exhibit as an individual, as part of a team, or as a club. Now is the time to focus on which type of exhibitor you will be at the county fair!

Individual Exhibitor – all youth in grades K-13. **Our most common type of exhibitor.**

Individual exhibitors can be either Cloverbud exhibitors (grades K-2) or 4-H exhibitors (grades 3+). Your grade level is determined by the grade you most recently completed.

Individual exhibitors can bring either animal exhibits, general static exhibits, or do a public presentation. As an individual exhibitor, you must be present during judging or turn in the appropriate absentee judging paperwork (static exhibits only) if you cannot be present.

Team Exhibitors - are teams of two individual exhibitors who have prepared an exhibit together. Both team members must be present for judging. Team exhibits are allowed in Public Presentations only.

Club Exhibitors - are groups of youth who belong to a local 4-H club or group. Clubs will prepare a club exhibit together, with each member helping in some way. Club exhibits are conference judged, so remember to send 2-3 young people from your club to talk with the judge about your club exhibit!

Cloverbud exhibitors (grades K-2)

The definition of a Cloverbud is a 4-H member who is in kindergarten, first, or second grade. Minnesota 4-H outlines the full rules and participation requirements for Cloverbuds in the statewide [MN 4-H Cloverbuds Policy document](#). These policies are briefly laid out in the following sections here as well.

Participating in the county fair as a Cloverbud

To participate as a Cloverbud member at the county fair, the child must have completed Kindergarten, first, or second grade during the previous school year. Cloverbuds can bring any type of project, exhibit, or entry to the county fair. The Cloverbud program is non-competitive at the county fair. This means all exhibits will receive a Cloverbud participation ribbon for each exhibit, or entry, and will not compete against older 4-H members for ribbons or awards. For a full list of Cloverbud entry classes, check out the project info sheets linked in the Exhibit List.

Cloverbud animal policies and information

- Cloverbuds may enter ONE animal per class.
- Cloverbuds may bring and exhibit their own animal OR they may share an animal with an older 4-H member.
- All animals shown by Cloverbuds must meet MN Board of Animal Health

[Take me back to the Table of Contents](#)

Updated on 5/15/2024



requirements, this includes having an official, permanent form of ID on record with the Extension Office.

- Cloverbuds will need to let the Wilkin County Extension Office know by July 1, if they plan to bring an animal to the county fair. This allows staff to plan for stall space in the barns and meet MNBOAH policies. Cloverbuds DO NOT need to ID animals in 4HOnline by May 15, but we encourage you to do so! This is because we use 4-H Online animal ID and project enrollments to send emails, mailings, and newsletters to families who are showing animals at the county fair.

Policies about handling and leading animals with Cloverbud members

- A responsible person must be with the cloverbud to guide and monitor their involvement at all times, including but not limited to movement within and to and from the trailers, barns, wash racks, and show arena.
- Families may choose one of two acceptable ways to guide and monitor involvement in non-mounted activities:
- The responsible person is in control of the animal with the cloverbud at their side.
- The cloverbud is in control of the animal with the responsible person at their side to assist or take control of the animal when needed or as directed by staff, volunteers or show managers.
- When a cloverbud is mounted on a horse, the horse must always have a lead line and be under the control of the responsible person.

Project information sheets for Cloverbuds

The Project Information Sheets linked in the Exhibit List are the first resource you should look to when starting to plan what you will bring to the county fair. These sheets will outline general exhibit rules, size limits, and display requirements. They also offer suggestions for the kinds of things that can be exhibited in that project area. Because Cloverbud members are exploring and learning about what they are interested in, they will be given more flexibility with most exhibit rules.

While looking through the Project information sheets found in our Exhibit List highlight or make note of the Department/Division/Class names you should use while completing pre-registration in FairEntry.

4-H exhibitors (grades 3+)

The definition of a 4-H member is a member who is in grade three to one year past high school. Minnesota 4-H outlines the full rules and participation requirements for 4-H members on the [Understanding 4-H policies](#) website. These policies are briefly laid out in the following sections here as well.

[Take me back to the Table of Contents](#)

Updated on 5/15/2024



Participating in the county fair as a 4-H member

To participate as a 4-H member at the county fair, the child must have completed grade three or higher during the previous school year. 4-H'ers can bring any type of project, exhibit, or entry to the county fair. The 4-H member program is competitive at the county fair. This means all exhibits will be eligible for a blue, red, white, pink, or purple ribbon. Youth who have completed grade 6+ may also be selected for a State Fair trip. For a full list of 4-H entry classes, check out the project info sheets linked in the Exhibit List below.

4-H member rules and regulations

- All 4-H members must read and be familiar with the full list of rules and regulations as outlined in the following sections of this fair book.

NEW IN 2024 - 4-H Achievement Days before the County Fair

Due to the Wilkin County fair taking place at the same time as the MN State Fair, there will be new expectations for projects being displayed at the county fair.

General Projects

- General projects will be checked-in, conferenced judged, and checked out on judging day.
- Projects continuing to the state fair will need to be packaged and returned to the Extension Office by 4:30 pm on August 13.
- Projects that will not be judged at the state fair are expected to be on display at the county fair from August 22 to 25.

Livestock Projects

- Livestock projects will be judged "show and go" style on livestock judging day.
- Exhibitors who are not exhibiting at the State Fair or not leasing from someone exhibiting at the State fair are expected to stall their livestock projects at the county fair from August 22 to 25.

Horse Projects

- The horse show will be held as usual.
- At least one horse per horse project exhibitor must be stalled during the fair unless the exhibitor is exhibiting at the MN State Fair during 4-H Livestock Encampment.

4-H member animal policies and information

- All 4-H members must read and be familiar with the full list of animal policies and rules and regulations as outlined in the following sections of this fair book.
- 4-H members may enter more than one animal per class.
- 4-H members may bring and exhibit their own animal OR they may lease an animal.

[Take me back to the Table of Contents](#)

Updated on 5/15/2024



- All animals shown by 4-H members must meet MN Board of Animal Health requirements, this includes having an official, permanent form of ID on record with the Extension Office.
- 4-H members will need to let the Wilkin County Extension Office know their stall, coop, or cage needs during FairEntry registration. This allows staff to plan for stall space in the barns and meet MNBOAH policies.
- All Minnesota 4-H Animal ID deadlines must be met to be fully eligible for awards, ribbons, and state trips.

Policies about handling and leading animals with 4-H members

- 4-H members may show more than one animal at the same time in the following species: beef, dairy, goat, swine, rabbit, poultry, and cat. Each animal must have a designated handler. Only another enrolled Minnesota 4-H member or an immediate family member can be designated handlers.
- When riding horses, all 4-H members must wear an ASTM/SEI-approved safety helmet.

Project information sheets for 4-H exhibitors

The Project Information Sheets linked in the Exhibit List are the first resource you should look to when starting to plan what you will bring to the county fair. These sheets will outline general exhibit rules, size limits, and display requirements. They also offer suggestions for the kinds of things that can be exhibited in that project area. Classes denoted with a footnote have special information you should pay attention to (e.g., perishable food items exhibited in the Foods & Nutrition project are not state fair eligible.)

If you are in grades 6+ pay special attention to the exhibit requirements. Failing to meet individual exhibit requirements results in an automatic ribbon level deduction at the state fair (e.g., a blue ribbon exhibit will be docked to a red ribbon), and may result in a ribbon deduction or ineligibility for a champion ribbon at the county fair. For example, all photos should be mounted on a neutral-colored matboard, no frames or glass are allowed. Photos that do not meet this requirement at the county fair will not be eligible for champion ribbons.

While looking through the Project Information Sheets found in our Exhibit List highlight or make note of the Department/Division/Class names you should use while completing pre-registration in FairEntry.

Club exhibitors

A club can complete as many club exhibits as they would like each year. Planning and creating club exhibits are a great way to get all of your members involved in an activity

[Take me back to the Table of Contents](#)

Updated on 5/15/2024



during a regular monthly meeting! Club exhibits are a contributed effort of all club members and are judged for club credit, not individual credit. There are five types of club exhibits that your club can make together:

- Club Banner
- Club Booth
- Club Project
- Club Scrapbook
- Community Pride

Registering your club exhibits

We ask that [club exhibit pre-registration](#) be entered by club leaders, not individuals. Club exhibits will be pre-registered through a Google form. Extension Staff will transfer the club exhibit pre-registrations to FairEntry before the county fair. Club Exhibits will be judged during General Project Judging Day. They are not conference judged, except for Club Community Pride projects which require 1-2 club members to be present for conference judging. Clubs will receive a **\$50 club premium for each club exhibit** they bring to the county fair.

Exhibit List

All youth exhibitors in grades K-13 should use the Project Information Sheets linked in the Exhibit List below to learn about each entry area more deeply. Each Project Info Sheet has three major sections: 1) a FairEntry class list, 2) exhibit rules and display requirements for the corresponding Departments/Divisions/Classes, and 3) judging or show day instructions and information.

Getting started with the exhibit list

Browse through the exhibit list below. Download or print at least one project sheet of interest to you. Read through the FairEntry class list. What is the Department name? What is the Division name? How many entry classes are available in that project area? These will be new terms that many families will need to learn. But learning them now will help you complete pre-registration in FairEntry more quickly later. Highlight the class or classes you think you might have an exhibit ready for, or that you hope to get an exhibit ready for! Next, read through the exhibit rules and regulations. Are there size limits or display requirements? Do you have the supplies you need to meet those requirements? Lastly, check out the show day information! What day will the judging take place? And where? Is there special clothing, equipment, or supplies you need to wear or bring with

[Take me back to the Table of Contents](#)

Updated on 5/15/2024



you? Answers to all of these questions can be found in both the project information sheets and in the County Fair Exhibitor Guide that will be mailed to you after completing pre-registration in FairEntry.

Important terminology to learn

4-H Online – our membership enrollment database. Youth must be enrolled members to participate in the county fair. Youth enrolled after May 15 will not be eligible for champion awards or state trips. (<https://mn.4honline.com>)

FairEntry – our county fair exhibit registration website. Use your 4-H Online email and password to log in and pre-register exhibits for the county fair from July 15 to August 1. (<https://z.umn.edu/wilkinfairentry>)

Department – the top-most level of grouping for exhibits. Departments represent types of exhibits (e.g., a static exhibit, a presentation, a club exhibit, or an animal species).

Division – the upper-level grouping of classes for exhibits. Used almost exclusively in animal departments, divisions can represent any of these things:

- animal types (e.g., market or breeding)
- breeds (e.g., Holstein, Crossbred, etc.)
- subspecies (e.g., turkeys, doves, chickens, etc.)
- sexes (e.g., barrow, gilt, steer, heifer, etc.)
- animal events that youth exhibitors can participate in (e.g., cat show or fun shows)
- skill level of the youth exhibitor (e.g., novice horse rider, level 2 horse training, etc.)

Class – the lowest level of grouping for exhibits. Classes represent the animal ages (e.g., a Holstein spring calf), types of static exhibits (e.g., a black and white photo enlargement), or specific competitive events (e.g., the horse keyhole race.)

Finding help and asking questions

The Extension office can print these project information sheets for you if you ask. Just let us know which ones you would like, and we can get them printed!

We understand that project information can be overwhelming, but **please take some time to look through a few of the project areas you are interested in.** Then reach out to your club leader or staff at the Extension office to ask questions. We are happy to help you!

Project information sheets

Remember to print the project information sheets and become familiar with the FairEntry Department/Division/Class and highlight the class or classes you may already have an exhibit ready for, or hope to get an exhibit ready for!

These project information sheets lay out the requirements & exhibit suggestions for each class. They also include links to the project evaluation sheets which will help exhibitors

[Take me back to the Table of Contents](#)

Updated on 5/15/2024



during judging. Referencing these sheets when registering exhibits in FairEntry and prior to bringing your exhibit to be judged, will better help you prepare!

CLOVERBUDS

- [Cloverbud Exhibits](#)

CLUB EXHIBITS

- [Club Exhibits](#)

ANIMAL SCIENCE

- Static Animal Science Exhibits (animal-less)
 - [Cat](#)
 - [Exploring Animals](#)
 - [Horse](#)
 - [Science of Animals Educational Exhibits](#)
 - [Veterinary Science](#)
- Livestock Fun Show (animal required)
 - [Costume Contest](#)
 - [Stall & Cage Decoration Contest](#)
- Live Animal Science Exhibits (animal required)
 - [Cat](#)
 - [Horse](#)
 - [Beef Cattle](#)
 - [Dairy Cattle](#)
 - [Dairy Goat](#)
 - [Meat Goat](#)
 - [Poultry](#)
 - [Rabbit](#)
 - [Sheep](#)
 - [Swine](#)

CIVIC ENGAGEMENT & LEADERSHIP

- [Citizenship](#)
- [Global Connections](#)
- [Youth Leadership](#)

EXPRESSIVE ARTS & COMMUNICATION

[Take me back to the Table of Contents](#)

Updated on 5/15/2024



- [Crafts & Fine Arts](#)
- [Needle Arts](#)
- [Performing Arts](#)
- [Photography](#)
- [Public Presentations](#)
- [Plastic Sculpture Challenge](#)
- [Quilting](#)
- [Video/Filmmaking](#)

FAMILY & CONSUMER SCIENCE

- [Child & Family Development](#)
- [Clothing & Textiles](#) -includes Fashion Revue
- [Consumer Education & Money Management](#)
- [Foods & Nutrition](#)
- [Food Revue](#)
- [Home Environment](#)

GARDENING & AGRICULTURE

- [Plant Science](#)
- [Horticulture](#)
- [Vegetable, Fruit & Herb Gardening](#)

HEALTHY LIVING

- [Health & Wellness](#)
- [Safety](#)

NATURAL RESOURCES

- [Entomology](#)
- [Exploring the Environment](#)
- [Forest Resources](#)
- [Geology](#)
- [Water Resources](#)
- [Wildlife Biology & Management](#)

OUTDOOR ADVENTURES

- [Fishing Sports](#)
- [Shooting Sports](#)

[Take me back to the Table of Contents](#)

Updated on 5/15/2024



PETS

- [Cat](#)
- [Dog](#)
- [Pets](#)

SELF-DETERMINED

- [Self-determined exhibits](#)

STEM

- [Aerospace](#)
- [Bicycle](#)
- [Engineering Design](#)
- [Industrial Technology](#) (formerly Shop-Metal Work/Woodworking)
- [Science Inquiry](#)
- [Technology](#) (formerly Robotics, Aquatic Robotics, and Computers & Coding)
- [Mechanical Science](#) (formerly Tractors, Small Engines & Automotive)

Are you still looking for ideas of what kinds of things can be exhibited? [Check out these ideas](#) (z.umn.edu/wilkin4hexhibitideas) before you come to the county fair.

Getting ready to pre-register exhibits

Take stock of what exhibits you have prepared and what exhibits you plan to finish up before the county fair. We recommend making a list for quick reference later! Then make a few quick notes next to each exhibit on that list. Write down which department/division/class you would like to exhibit each entry in. Remember, the Project Information Sheets hyperlinked in the Exhibit List will break down the Department, Division, and Class titles for every project area.

Choosing the right department/division/class for animal exhibits

Selecting the department and division for your animal exhibit should be fairly straightforward. **Each animal species has its own department.** Because division and class

[Take me back to the Table of Contents](#)

Updated on 5/15/2024



titles are unique to each species. We recommend visiting the Project Information Sheets hyperlinked in the Exhibit List to review the division titles in your project area.

Divisions are slightly different for every species of animal. For example, if you plan to show livestock, you should know your animal's breed and whether it is a market or breeding type animal. If you are a horse show exhibitor you should know which riding discipline you want to participate in and your skill level (e.g., novice horse rider, level 2 horse training, etc.). Still not sure what a breeding animal is, or what your skill level is? The Project Information Sheets help explain the rules and requirements for each division.

Classes, like divisions, are different for every species of animal too. If you are a livestock exhibitor, you will need to know your animal's age (e.g., spring calf, March breeding gilt, etc.). If you are a horse show exhibitor you should know which events you want to participate in (e.g., keyhole race, ranch pleasure, western horsemanship, etc.).

When in doubt, look to the Project Information Sheet to learn more about department/division/class titles, and the rules and requirements for each.

Choosing the right department/division/class for static exhibits

Static exhibits (a.k.a.: general exhibits) are unique because they do not have groupings within the department and division levels of the FairEntry hierarchy. Both the department and division titles will be "Static." This means you will see a very long class list when pre-registering for these exhibits. So let's review some special considerations when selecting a static class.

Many general static exhibits can fit into more than one class. The class you choose will impact how your exhibit places. **The central question to ask while deciding which class to select is—what do you want to be evaluated on?** Scrapbooks are a great example of a project that fits in many classes. In the case of a vacation scrapbook, maybe you want to be judged on the quality and arrangement of the photos you put in it—in this example, you would enter your scrapbook in photography! But if you want to be judged on your experience and knowledge about the place you visited, you should think about exhibiting your scrapbook in Global Connections.

To choose the best possible entry class you should know what you want to talk about with your exhibit. What do you love about your exhibit? What did you learn while working on it? What is most important to you about your exhibit? Use the answers to these questions to point you in the right direction when selecting the class for your exhibit.

Pre-registering individual exhibits

Are you ready to pre-register your exhibits? Excellent! Exhibit **pre-registration opens on June 15**. Log in to begin pre-registering after this date. And, if you forget to pre-register an

[Take me back to the Table of Contents](#)

Updated on 5/15/2024



exhibit in your first invoice, you can always log back in to add more at any time before July 1 without consequences.

Remember, **all exhibits must be pre-registered by July 1** to be eligible for champion awards and state trips. **Late registrations will be accepted** in the Extension Office from July 1 to 26. Late registrations are not eligible for champion awards or state trips. Read our [deadline, consequences, and exemptions form](https://z.umn.edu/wilkin4hconsequences) (z.umn.edu/wilkin4hconsequences) to fully understand eligibility and rules related to late animal ID and exhibit registration rules.

Use these hyperlinks to pre-register your exhibits

4-H Online (<https://mn.4honline.com>) all youth must be enrolled in 4-H to exhibit with us at the county fair. If you haven't enrolled yet, now is the time to do this! If you are already enrolled, skip ahead to FairEntry login.

FairEntry (<https://z.umn.edu/wilkinfairentry>) Use your 4-H Online family email and password credentials to log into our exhibit registration portal. This pre-registration website opens on June 15 and closes on July 1.

Step-by-step instructions for pre-registering in FairEntry

Most exhibits will be individual exhibits prepared and shown by youth. These can be either animal exhibits or general static exhibits. Youth will enter individual exhibits based on the grade they most recently completed. Cloverbud exhibitors were in grades K to 2, and 4-H exhibitors were in grades 3 to one year past high school. You must be present during judging or turn in the appropriate absentee judging paperwork if you cannot be present.

Getting started

- To register for 4-H at your county fair, each youth must be enrolled as an active 4-H member and you must know (or obtain) your 4HOnline family login (email address and password). For more information about enrolling and/or obtaining login information, go to <https://z.umn.edu/mn4honline-enroll>

Logging in

When you're ready to register for the fair, start at the [FairEntry URL](https://z.umn.edu/wilkinfairentry) supplied by your county. (<https://z.umn.edu/wilkinfairentry>)

- Click on "Sign in with 4HOnline" This will bring up a pop-up window (watch for pop-up blocker notices and/or a hidden window).



[Take me back to the Table of Contents](#)

Updated on 5/15/2024



2. This is where you'll enter your 4HOnline login email and password. If you've forgotten your password, you'll need to go to mn.4honline.com and first reset your password there. For more information go to <https://z.umn.edu/mn4honline-enroll>

Creating exhibitors

If this is your FIRST TIME logging in, you will see a welcome screen. (See below for subsequent logins)

- Click "Begin Registration"
- Click on "Individual"
- Click on the 4-H member you are registering and click on "Continue"
- As you proceed, you may or may not see a question(s) to answer, depending on your county.
- Click "Continue"

<p>We noticed you haven't yet registered for the fair.</p> <p>Begin Registration</p>	<p>Do you want to register an Individual?</p> <p>Individual</p>
--	---

Congratulations! You have now created an Exhibitor profile, which can be reviewed if desired.

Creating (pre-registering) entries

The next step is to create entries

- Click "Continue to Entries", then "Add an Entry".
- Select the desired Department.
- Select the desired Division.
- Click on "Choose"

[Take me back to the Table of Contents](#)

Updated on 5/15/2024



Choose Division		
Department	Goat - Dairy	Change
Division	Dairy Breed	Change

[Cancel](#)
[Choose](#)

At this point, the registration option you see will depend on the Class being entered:

Option 1 - Selecting from a list of Classes.

Option 2 - Select to enter multiple entries (exhibits) in one more Class at one time.

Option 3 - Select a single animal Class and then (in some cases) choose a specific animal.

Option 4 - Selecting a specific animal, and then entering that animal into one or more Classes.

In all options, you will at some point see the member's 4-H Club displayed.

In some cases, you must "Select" (or change) the club. Options for doing that may vary, but generally, the suggested club can most easily be selected with a blue "Select this Club" button. In other cases, the club will already be selected.

Suggested Club: Amboy Area Adventurers 4-H
 (Last Club Selected)

[Select this Club](#)

Selecting a Class

OPTION 1 - Selecting from a list of Classes

- Click on "Select" to register one entry in that Class

Starting an Entry

Department	Public Presentations	Change
Division	Illustrated Presentation	Change

i Select a Class to continue

0003001: Illustrated Presentation - Grade 9+ Individual [Select](#)

OPTION 2 - Selecting to enter multiple entries in one more Class at one time (IF allowed in the Class)

- Check the box to the left of the desired Class
- Change the Quantity as desired
- Click "Continue"
- Review Entries and then click on "Create Entries"

[Take me back to the Table of Contents](#)

Updated on 5/15/2024



OPTION 3 - Selecting a single animal Class and then (in some cases) choosing a specific animal.

- Click on "Select" to register one entry in the desired Class.
- Click "Continue"
- Select your Club (see above note about selecting a Club)
- If an animal is required, click on "Add an animal" to choose from previously ID'd and available animals
- Click "Continue"

OPTION 4 - Selecting a specific animal, and then entering that animal into one or more Classes.

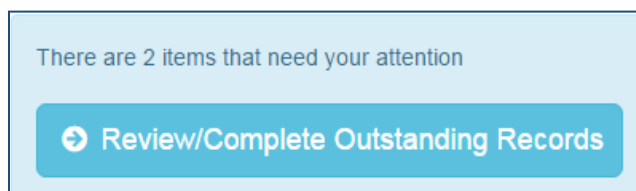
- The first step in this option is to select the animal to be entered. (Only one animal at a time can be entered with this option.)
- If this is the first time entering this particular animal, it must be "added" to the screen, by clicking on "Add Animal".
- Once the animal is listed, click on the radio button to select it.
- Then, choose the Class(es) that this animal will be entered into
- Click on [Continue] to review entries
- Click on [Create Entries] to complete the process.

Other questions and incomplete entries

In the process of registering entries, some entries will have additional questions you must answer. Follow the on-screen instructions to complete the questions and proceed with registration. In some cases, you may run into errors or situations where you cannot proceed. If you see a "blue" button or information, follow the instructions to complete the tasks indicated. There may be situations where you cannot proceed with your fair entries



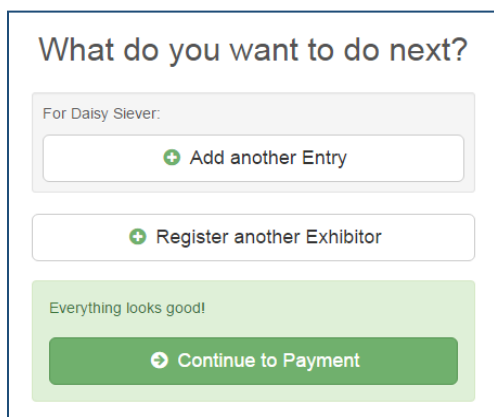
for some reason or another. For example, you may need to enter an animal that is not showing up as being available for entry, or you may be unsure about the correct Class to enter. In these cases, contact your County Extension Staff at 218-643-5481 or mnext-wilkin@umn.edu.



Continuing on

After successfully completing an entry, you can:

- Click "Add another Entry" to continue adding entries.
- Click "Register another Exhibitor" to change to another 4-H member in the family.
- Click "Continue to Payment". (There are no fees or payments needed, but this step is required to complete your registration). Click "Continue to Payment" to finish, following the steps as prompted to submit the "invoice".
- You can log back in at any time to review entries previously created or to add additional exhibitors and/or entries



Logging back in another time

When logging back in, you will find your family profile in one of three "invoice statuses."

Invoice un-submitted

You can continue adding or completing entries on that invoice.


Entries cannot be changed, but they can be deleted from an un-submitted invoice



Contributor: Newbie Seiver \$0.00

Total: \$0.00

[Continue work on this](#)



Invoice submitted and/or invoice approved

You can add new entries by starting a new invoice.
Previously submitted entries cannot be deleted or changed.

Start Invoice

View a current invoice.

[Begin work on a new invoice](#)


[Paid](#)

#53180

[Paid](#)

#53181

[Paid](#)



Navigation hints

Click on the fair "Title" to return to your family Dashboard at any time.

- This is where you'll be able to find completed/ approved invoices and printable lists of entries.

2017 Zarlog County Fair

Exhibitors

Entries

Entry #48

Siever, Daisy
3/18/1999 • 17 years old (4-H age) • Grade: 9
#2 4HOnline Zarlog • Busy as Beavers

What do you want to do?

For Daisy Siever:



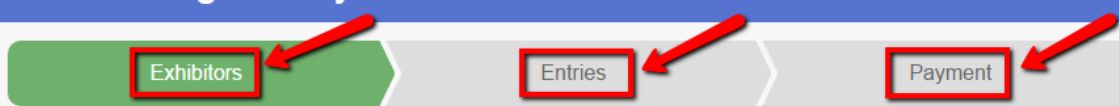
When working on an invoice, you can often click on any of the navigation buttons even if they are not green. This can help go "back and forth" while working on entries.

2017 Zarlog County Fair

Exhibitors

Entries

Payment



FairEntry user guides & video tutorials

[Take me back to the Table of Contents](#)

Updated on 5/15/2024

Minnesota 4-H has developed two guides and videos to help walk you through the steps of the FairEntry registration process. Visit the [website](#) to view the full guides and videos. (<https://extension.umn.edu/minnesota-4-h-county-fairs/register-4-h-entries-your-county-fair>)

FairEntry video tutorials

[Logging in](#) (1:55 minutes)

[Logging back in, after you have logged out](#) (2:57 minutes)

[Exhibitors and Entries](#) (6:23 minutes)

Pre-registering team exhibits

Team exhibits are only allowed in [Public Presentations](#). Exhibits can be prepared and shown by a team of youths. Teams **may not have** more than 2 members. Both team members must be present for judging. Both team members must also pre-register their team exhibit in FairEntry following the individual exhibit method of pre-registration. When pre-registering for a public presentation team exhibit, you will be asked to provide the names of your team members. This ensures both team members will receive the cash premium payout after the fair.

Pre-registering club exhibits

Club exhibits must be pre-registered by club leaders no later than July 1. Use the [Club Exhibit Registration](#) online form to complete pre-registration.

After pre-registering your exhibits

Congratulations! You've finished pre-registering your exhibits, yay! We can't wait to see you at the Wilkin County Fair in August. Now that you have submitted your exhibit entries, you should watch for the County Fair Exhibitor Guide. This will be mailed directly to your home mailbox. The newsletter will answer any questions you may have about what to do once you arrive at the fair.

Save important county fair dates

Now is also the time to save the date for your exhibit judging days! The county fair [4-H Schedule of Events](#) lays out the dates and times for all 4-H activities and events that are part of the Wilkin County Fair. It also includes exhibit pre-registration deadlines, animal ID deadlines, 4-H showtimes, and livestock & static exhibit release times.

4-H Premium Schedule

All 4-H and Cloverbud members earn cash awards, called premiums, for each exhibit they bring to the county fair. Exhibits are awarded ribbons by judges during the fair. Each of those ribbons will have a premium amount that will be paid out to the exhibitor. The

[Take me back to the Table of Contents](#)

Updated on 5/15/2024



premium amount per ribbon changes depending on the project area. The Wilkin County Agricultural Society pays out premiums for the blue/red/white ribbons, multi-colored cloverbud ribbons, and for 4-H club exhibits at the county fair.

The Wilkin County 4-H Leaders Council pays out the ribbon premiums for the reserve champion and grand champion ribbons. Youth in grades 3+ are eligible for reserve & grand champion ribbons. The Council collects individual & business donations before the Wilkin County Fair to sponsor these champion ribbon premiums. If you are lucky enough to earn both a blue ribbon and a champion ribbon, you will receive two premium checks—one each from the Wilkin County Agricultural Society and the Wilkin County 4-H Leaders Council.

The 4-H Premium Schedule outlines how much money exhibitors can earn in each project category and for each type of entry.

Project Area	Blue	Red	White	Clvbd.	Partic.
Static Exhibits	\$5	\$3	\$2		
Public Presentations	\$5	\$3	\$2		
Large Animals (Horse, Beef, Goat, Dairy, Sheep, Swine, Llama, Alpaca)	\$10	\$7	\$5		
Small Animals (Poultry, Rabbit, Cat)	\$10	\$7	\$5		
Showmanship (all)	\$10	\$7	\$5		
Contests (Costume, Stall/Cage Decorations)	\$10	\$7	\$5		
Cloverbud (all)				\$3	
Club Exhibits					\$50
Parade of Champions	Grand Champion	Reserve Champion			
All Project Areas	\$30	\$25			

How do I receive my premium?

After the county fair, you will be contacted via email when your 4-H'ers premium check is available for pick-up at the Extension Office. The check amount should correspond with the number and color of each of the ribbons earned at the county fair. Please let us know if these values do not match, we would be happy to correct any mistakes!

Preparing for Judging

Judging is an important part of the county fair. In 4-H you will experience different kinds of exhibit judging. Livestock judges, horse judges, and static exhibit judges each use a unique process and set of standards for evaluating 4-H exhibits and exhibitors.

[Take me back to the Table of Contents](#)

Updated on 5/15/2024



What is 4-H conference judging?

Conference judging is exciting and fun for both the 4-H'er and the judge. Youths participate in a safe, friendly environment and can establish a relationship with a caring adult. Producing a blue ribbon 4-H'er is the goal; enhancing self-esteem is a result. The 4-H'er can have fun with a caring adult who is willing to listen, evaluate, and instruct. Valuing the youth over the exhibit itself is most important in a conference judging experience.

This style of judging differs from open-class judging. In 4-H conference judging, the interview is just as important as the exhibit itself. The judge, who is knowledgeable in the project area, determines a ribbon placing based on both the exhibit and the project learning that the 4-H'er shares during the interview. At this time the judge can observe, question, listen, and challenge the 4-H'er. Equal importance is placed on the exhibit and the interview; both components are worth 50% toward the ribbon placing. The judge offers encouraging and constructive feedback as well as overall suggestions on how to further explore the project area.

Why do we use this style of judging?

This judging process is a potentially powerful interaction between an adult and a youth that provides a sense of safety and structure; fosters a sense of pride and accountability that come with mastery of skill; encourages taking those mastered skills and turning them into meaningful contributions—in turn, furthering the youth's sense of self-worth; deepening the youth's sense of belonging; advancing the capacity to enjoy life and know that success is possible, and assisting the youth to further embrace basic values about the use of their skills and their role in the community.

When we consider the underlying meaning and dynamic of judging in 4-H, it becomes clear that open class judging—while perhaps valuable in its own right—is not what judging in 4-H is about. A young person's knowledge, skill, and integrated personal development are central to the process. After all, 4-H has always been about the development of the child—the whole child—hence the four "H"s, HEAD, HEART, HANDS, HEALTH.

Absentee judging

Youth are asked to be present in person for all of their judging events. However, we understand that sometimes life gets in the way of this. [Absentee judging](#) is allowed for static exhibits but requires some pre-planning and preparation ahead of time with forms. And keep in mind someone still needs to bring your exhibit for judging on static exhibit judging day. Contact the Extension Office if you need to look into absentee judging.

What the ribbons mean

[Take me back to the Table of Contents](#)

Updated on 5/15/2024



Blue Ribbon - Indicates that in the judge's opinion, the 4-H'er shows above-average workmanship, knowledge, and effort in the project based on the conference judging criteria.

Red Ribbon - Indicates that in the judge's opinion, the 4-H'er shows expected or average workmanship, knowledge, and effort in the project based on the conference judging criteria.

White Ribbon - Indicates that in the judge's opinion, the 4-H'er shows below-average workmanship, knowledge, and effort in the project based on the conference judging criteria.

Grand Champion Ribbon - Indicates that the judge feels the exhibit is the very best within a specific project area grouping. Generally, only blue ribbon exhibits are eligible.

Reserve Champion Ribbon - Indicates that the judge feels the exhibit is the second-best within a specific project area grouping. Generally, only blue ribbon exhibits are eligible.

Cloverbud Ribbon - Cloverbud exhibits are not judged on a competitive basis. Exhibits are not ranked in any order. All Cloverbuds receive the same multi-colored ribbon. Emphasis is placed on encouraging the child to share what they liked or learned about their exhibit/work/activity and developing their self-esteem and confidence.

Rules & Regulations

We strongly encourage families to read and understand the general rules and regulations before creating and registering exhibits for the county fair. These rules and regulations apply to all 4-H members and Cloverbud exhibitors at the county fair.

Minnesota 4-H has developed a series of policies to provide continuity in programming from county to county and address risk management of our events and activities at county and state fairs. These statewide policies are accessible [here](#) and include but are not limited to:

- [Absentee judging of projects](#)
- [Judging experiences for youth with disabilities or injuries](#)
- [Cloverbud Policies and other info regarding age, judging procedures, showing animals, etc...](#)
- [Code of Conduct](#)
- [Grievance Policy](#)
- [IAFE Show Ethics](#)

Wilkin County 4-H exhibit rules

1. Pre-registration will be done online by each family. You will need to log in to

[Take me back to the Table of Contents](#)

Updated on 5/15/2024



[FairEntry](#) using your family's [4HOnline](#) username and password to register your projects for the county fair. It is the member's responsibility to register what they will be bringing to the fair by July 1. Failure to pre-register by the deadline results in ineligibility for grand/reserve champion ribbons, State Fair trips, and participation in the Parade of Champions.

2. The Wilkin County 4-H Leaders Council and Extension Office will not assume responsibility for objects lost, stolen, or broken.
3. Age Divisions - 4-H'ers must have completed the grade level they will be exhibiting in and are grouped in the following way:
 - a. Cloverbuds -Grades K-2
 - b. Novice- 1st or 2nd year in a project area (horse project only)
 - c. Junior -Grades 3-5
 - d. Intermediate -Grades 6-8
 - e. Senior -Grades 9-13
4. Static exhibits can only be exhibited once in their lifetime.
5. 4-H youth members are asked to wear 4-H attire.
6. [Process for 4-H Grievances](#): A grievance may be filed and a local volunteer grievance committee convened to address rule violations and alleged wrongdoing. A grievance committee will not be convened for decisions made by judges, missed deadlines, or code of conduct violations which will be addressed by staff according to an established process. To file a grievance you must contact the local Extension Educator within 24 hours of the incident.
7. Every Minnesota 4-H member is eligible for a "one-time" member exemption. This exemption provides the ability for the 4-H member to acknowledge they missed a 4-H deadline related to enrollment or competitive event participation and waive the consequences for the named deadline.

Exhibit rules

1. Youth will be eligible for all show-related premiums, awards, and participation in the state event when exhibition requirements are met (and appropriate permissions are granted by 4-H Program Staff). Approved early release is an exception to the rule and becomes a 4-H staff, in partnership with the county fair board, decision based on each situation.
2. All youth must be enrolled in 4-H to exhibit, demonstrate, or take part in projects. All work on projects entered must be done by the 4-H member and completed during the current 4-H year unless otherwise noted.
3. Note - Cloverbud exhibits, including livestock posters, will not be judged blue, red and white. Instead, all will receive participation recognition.



4. Poster exhibits may not exceed 22" wide x 28" high. They may be smaller.
5. Education/Science Tri-Fold Exhibits for all project areas may not exceed 12" deep x 24" wide x 36" high. (Center back 24" wide x 36" high, right and left wings each 12" wide x 36" high.)

All exhibits will be evaluated by a conference with the judge. Project judging criteria:

- | | |
|-------------------------------------|-----|
| a. Exhibit quality | 25% |
| b. Educational value | 25% |
| c. Knowledge and ability to explain | 50% |

The decision of the judge is final and may not be appealed.

6. Floor space for any exhibit should not exceed 20 square feet. If your exhibit exceeds this space limitation, contact the Extension office.
7. All exhibits must be labeled with name, club, and county. Other appropriate information for the project (i.e., vegetable varieties) should be included. If the exhibit has multiple pieces, each part needs to be labeled and should indicate 1 of 4, 2 of 4, etc.
8. Opinions expressed through exhibits and presentations are those of the 4-H member and not necessarily those of MN 4-H, U of MN or the county fair/agricultural society.
9. Copyright Law and Infringement:
 - a. Copyright is a form of protection given to authors and creators of original work. Original work includes a person's ideas captured in writing or as an image, photograph, song, audio recording, or visual recording.
 - b. All original work – including information found on the web – is subject to copyright protection. The author/creator has exclusive rights to reproduce, distribute, display, perform or make derivative works.
 - c. Before using another person's work as part of your 4-H exhibit, be sure that the work is subject to fair use, has a creative commons license or that you have requested and received permission (in writing) to use the original work. If an exhibit infringes on copyright law, a decision may need to be made to remove the exhibit from display at the county or state fair.
10. NEW in 2024 ~ Community Impact Recognition
 - a. Minnesota 4-H wants to recognize youth who are making a difference in their community and are sharing their story through their project(s) and exhibit(s).
 - b. Judges at local and state showcases will place a recognition sticker on each exhibit where the 4-H'er clearly articulates how their efforts made a positive community impact.
 - c. Exhibits and presentations may demonstrate the youth's community impact efforts through:



- i. Direct Service: Involves face-to-face interactions with the people, animals, or environment being served - such as distributing meals or cleaning up a park
 - ii. Indirect Service: Involves benefiting a cause or group, but there isn't direct contact with those that benefit - such as fundraising or knitting blankets
 - iii. Advocacy: Involves researching issues of public interest and then encouraging action or promoting awareness - such as promoting mindfulness practices to a school curriculum committee, collecting water quality data for a community organization.
- d. Note: to qualify as "community impact", the project should primarily benefit someone or something more than you individually, or your family

State Fair eligibility

1. Trips for State Fair, State Horse Show, and State Dog Show will be selected from blue ribbon exhibits only (see State Dog Show Rules for exceptions). Exhibit classes eligible for State Fair are marked with an asterisk *.
2. Members selected to represent the county at the State Fair and State Horse Show must have completed sixth grade.
3. To be eligible for a livestock trip to the State Fair, 4-H'ers must have completed Livestock Quality Assurance Training.
State Policy: All youth participating as a State Fair 4-H livestock exhibitor in beef, dairy, dairy goat, llama-alpaca, meat goat, poultry, rabbit, sheep and swine must have completed a livestock quality assurance training. There are two training options:
 - 1) a 3 hour in-person workshop (LQA&E), or
 - 2) a 1 hour on-line training (YQCA). Youth completing either quality assurance training option will receive a certificate of completion.
4. Exhibitors must complete LQA training by July 1, 2024.
5. Along with their qualifying state fair exhibit trip(s), 4-H members may participate in activities such as Share-the-Fun, demonstrations, Arts-In, cooking events, animal science educational exhibits or judging teams.
6. [Competitive events, deadlines, consequences and exemption options](https://z.umn.edu/4h-policies) (z.umn.edu/4h-policies). Every Minnesota 4-H member is eligible for a "one-time" member exemption. This exemption provides the ability (one-time in a 4-H member's career) for the 4-H member to acknowledge they missed a 4-H deadline related to enrollment or competitive event participation and waive the consequences for the named deadline. Exemptions may be used for county fair



pre-entry registration requirements, but may not be used for State Fair trip sign-up deadlines.

7. 4-H youth who have been awarded a 4-H State Fair livestock trip through the local 4-H qualifying show must keep their designated trip animal on the county fairgrounds until the official release time to remain eligible for the 4-H State Fair trip. In the event that a youth/family requests an early release to travel/attend a national junior livestock show and education event, prior arrangements for early release must be made with and approved by the local 4-H staff, in partnership with the county fair board. Proof of national junior show participation (program with youth's name, printed class placing information) must be presented to local 4-H staff upon return to the county to maintain eligibility for the Minnesota State Fair 4-H livestock shows.
8. 4-H youth that have been awarded a 4-H State Fair general project trip through the local 4-H qualifying show must keep their designated trip project on the county fairgrounds until the official release time to remain eligible for the 4-H State Fair trip.

Horse and livestock rules

Pre-Fair Reminder! Animal IDs that are not received by **May 15** (except Market Beef and Dairy Steers which are due **Feb. 15**) are eligible for blue, red, and white ribbons only. You are ineligible for grand & reserve champion, State Fair trips, and the Parade of Champions. The Wilkin County 4-H horse and livestock programs and 4-H exhibitors of livestock will abide by the [IAFE \(International Association of Fairs and Expositions\) Code of Show Ring Ethics](#). To obtain a hard copy of the Code of Show Ring Ethics contact the Extension Office.

1. All beef, dairy, dairy goat, dog, horse, llama-alpaca, meat goat, poultry (doves/pigeons only), rabbit, sheep and swine shown in 4-H livestock shows must have the required State 4-H ID system, ear tag and/or tattoo. Animal ID data must be submitted online, arrive in the Extension office, or be postmarked no later than May 15, 2024 (with the exception of Market Beef due Feb. 15, 2024).
2. All animals exhibited must be owned solely by the member, member's family or leased by agreement. The family includes the 4-H'ers parents or guardians and siblings living together as a family unit. The definition of family includes an extended family where the animals may be owned by grandparents with the 4-Her's parents actively involved with and working on the farm. Animals owned in partnership with non-family members (as defined above) must be leased and follow guidelines within the lease information.
3. Registered animals, not leased, must be registered in the exhibitor's name and/or the exhibitor's family name, or family's farm name.
4. 4-H'ers exhibiting livestock at the County Fair are responsible for the care and feeding of animals they exhibit.

[Take me back to the Table of Contents](#)

Updated on 5/15/2024



5. Note - Cloverbud exhibits, including livestock posters, will not be judged blue, red and white. Instead, all will receive participation recognition.
6. All livestock exhibits, including showmanship, must be pre-registered. Members in animal projects may exhibit one animal per class, unless stated otherwise.
7. 4-H'ers must show their own animal in the class. If the 4-H'er has multiple animals in one class, another 4-H member(s) from the same county can show the other animals.
8. All 4-H'ers exhibiting livestock at the county fair are eligible to participate in showmanship and must show their own animal.
9. No animals may be advertised for sale and no farm, ranch, or sale signs may be displayed or worn in the show ring. The only signs other than 4-H stall cards and champion/reserve champion signs that may be displayed are educationally-based signs with performance or pedigree information and signs with the animal's name. Only decorations that support the 4-H Youth Development Program are allowed.
10. State Grooming & Fitting Rules:
 - a. All grooming of livestock, including clipping, trimming and manipulation of hair/wool (such as blocking on sheep, pulling up hair on beef and working up top lines on dairy) must be done by the exhibitor, members of the immediate family or a livestock resource person chosen by the 4-H family. Immediate family members are defined as parents, step-parents, legal guardians, brothers or sisters. A livestock resource person is defined as someone who is working with the 4-H'er/4-H family to help them learn management and fitting and grooming skills in their project area. An identified livestock resource person would be allowed to work with the 4-H'er and their family during the fitting and grooming process to guide and teach these skills. The 4-H'er exhibiting the animal must be present and involved in the fitting process at the county fair.
11. Registered market animals must have registration papers solely in the exhibitor's name, the exhibitor's family name, or the family's farm name; registered breeding animals must have registration papers solely in exhibitor's name, the exhibitor's family name, or the family's farm name or be under lease from any other owners (including partnerships).
12. To show in the registered breed classes, animals must meet the registration requirements for that breed and registration papers must be available. Animals without proper registration papers (crossbreeds and grades) must be shown as commercial.
13. All animal health regulations will be in effect as stipulated by the Minnesota Board of Animal Health and the County Agricultural Society.



- All required animal testing results must be ID'd with the animal in 4HOnline by the species-specific deadline. All premiums, champion awards, and participation in a state event will be withheld from any 4-H'er who does not comply.

Horse and livestock health requirements

All livestock and horses will be inspected by the official veterinarian on the opening day of the exhibition and daily during the exhibition. The official veterinarian will order the immediate removal to a quarantine facility or removal from the exhibition premises of any livestock or horse with symptoms of infectious or communicable diseases. Animals placed in a quarantine facility must remain there until removed from the exhibition premises. They may not enter a show ring. This includes livestock with warts and ringworm. Therefore, livestock affected by these diseases cannot be exhibited. A statement from a veterinarian that an animal is being treated for these diseases is not acceptable.

Poultry

All poultry, except waterfowl and pigeons, must be identified by leg or wing band, which will be provided at check-in, and have a negative pullorum-typhoid test within 90 days, or have a record of origin from a flock that tested negative within the last 12 months. Turkeys need to be tested negative for or originated directly from parent stock that is tested negative for, mycoplasma gallisepticum and mycoplasma synoviae.

Swine

All swine must be officially identified. The 4-H tag serves as an official form of ID.

Cattle

All cattle must be officially identified according to the [Minnesota Board of Animal Health](#).

Sheep and Goats

All sheep and goats, including wethers, must be identified with official identification approved for use in the scrapie eradication program.

Horses

A negative Coggins test result within the past 12 months will be required for all horses attending a Wilkin County 4-H activity of any kind. A test is not required for suckling foals accompanying a negative dam.

Household pet rules

Pre-Fair Reminder! Animal testing results (certificate of vaccination) that are not received by **July 1st** are eligible for blue, red, and white ribbons only.



1. All household pet exhibits must be pre-registered. Members in animal projects may exhibit one animal per class unless stated otherwise.
2. 4-H'ers must show their own animals.
3. 4-H cat exhibitors are responsible for the following:
 - a. grooming and showing — all grooming of cats, including bathing, brushing, and trimming must be clearly done by the exhibitor, members of the immediate family (parents, step-parents, legal guardians, grandparents, brothers, or sisters), or any other registered Minnesota 4-H member. At the county fair, a household pet resource (someone chosen by and working with the 4-H'er/4-H family to help them learn management and grooming skills in their project area) may work with the 4-H'er and their family during the grooming process. The 4-H'er exhibiting the animal should be present and involved in any show preparation at the fair.
 - b. care, feeding, and cleaning cages
 - c. providing equipment for feeding, care supplies, and cleaning
4. Cloverbud exhibits, including livestock posters, will not be judged blue, red, or white. Instead, all will receive participation recognition.
5. All animal health regulations will be in effect as stipulated by the Minnesota Board of Animal Health and the County Agricultural Society.
6. The Wilkin County 4-H cat program and 4-H exhibitors of cats will abide by the [IAFE \(International Association of Fairs and Expositions\) Code of Show Ring Ethics](#). To obtain a hard copy of the Code of Show Ring Ethics contact the Extension Office.
7. All required animal testing results must be provided to the Wilkin County Extension Office by July 1st. **All premiums, champion awards, and participation in the Parade of Champions event will be withheld from any 4-H'er who does not comply.**
8. Pet rabbits and backyard chickens should review the Horse & Livestock Rules and Horse & Livestock Health Requirements listed above.

Household pet health requirements

The official veterinarian will order the immediate removal to a quarantine facility or removal from the exhibition premises of any household pet with symptoms of infectious or communicable diseases. Animals placed in a quarantine facility must remain there until removed from the exhibition premises. They may not be placed on a show table. This includes cats with fleas, ear mites, fungus, and other communicable diseases. Therefore, cats affected by these diseases cannot be exhibited. A statement from a veterinarian that an animal is being treated for these diseases is not acceptable.

Cats

[Take me back to the Table of Contents](#)

Updated on 5/15/2024



All cats must have a valid certificate of vaccination. Rabies vaccination is required. The Certificate must be signed by a licensed, accredited veterinarian and must be available at check-in. Cats must be free of fleas, ear mites, fungus, and other communicable diseases. Cats will be checked for fleas and ear mites before the show.



Wilkin County 4-H Competitive Events: Deadlines, Consequences and Exemptions for 2024

This document is designed to assist 4-H members, families and 4-H staff in understanding state and county 4-H individual competitive event deadlines, consequences applied to each situation/deadline, and the use of the one-time exemption to remove all consequences for a single situation/deadline.

	4-H event participation	County fair ribbon and premium	County fair purple ribbon eligibility	State fair or state trip advancement	Parade of Champions	County fair showmanship and interview awards
Membership enrollment or re-enrollment received after May 15, 2023.	Youth must be enrolled as 4-H members prior to participating in any 4-H event.1,2	Eligible to exhibit for blue, red or white placing and related ribbon premium.	Not eligible3,4	Not eligible3,4	Not eligible3,4	Eligible
Animal Science ID received after deadline (Feb 15, 2023 for market beef; May 15, 2023 for all others)	Youth must be enrolled as 4-H members to identify a 4-H animal.1,2	Eligible to exhibit for blue, red or white placing and related ribbon premium.	Not eligible3,5,6	Not eligible3,5,6	Not eligible3,5,6,7	Eligible
Fair registration received after county's pre-entry deadline	Youth must be enrolled as 4-H members and accepted in 4HOnline to register for fair.1	Eligible to exhibit for blue, red or white placing and related ribbon premium.	Not eligible3,4	Not eligible3,4	Not eligible3,5,6,7	Eligible
State Fair trip acceptance received after State Fair Trip acceptance deadline	Youth must be enrolled as 4-H members and accepted in 4HOnline to register for fair.1	Eligible to exhibit for blue, red or white placing and related ribbon premium.	Eligible	Not eligible until full trip lineup has been depleted.8	Eligible	Eligible
Other county individual competitive event registration received after deadline	Youth must be enrolled as 4-H members prior to participating in any 4-H event.1,2	Eligible to exhibit for blue, red or white placing and related ribbon premium.	Not eligible3,4	Not eligible3,4	Not eligible3,4	Not applicable

[Take me back to the Table of Contents](#)

Updated on 5/15/2024



Deadlines, Consequences and Exemptions for 2024 Footnotes

1. Youth may enroll in project areas at any time. However, to be eligible to exhibit at the county fair with full privileges the information in the Competitive Event Table must be met.
 2. For youth enrolling in 4-H for the first time and/or joining clubs or programs organized after the May 15, 2023 deadline, enrollment will be received for a period of one calendar week after the group is organized. Because of the animal science ID deadlines, youth enrolling after May 15, 2023 will not be able to exhibit in animal science projects with full privileges.
 3. 4-H member may choose to utilize their one-time exemption recognizing that they have missed a 4-H deadline and waive all consequences for that deadline. The one-time exemption applies for the career of the 4-H member and transfers among Minnesota counties.
 4. The one-time exemption form must be submitted with the late enrollment or late registration form.
 5. For Animal Science ID deadline, the 4-H member has one calendar week after set deadline to turn in, to the Extension Office, the animal ID form and the one-time exemption form. (The animal must be owned by deadline.)
 6. When a 4-H member uses their exemption for a late ID, then the animal(s) being ID'ed may only be shown by that same 4-H member at a 4-H county and/or state 4-H event. The late ID'ed animal(s) cannot be exhibited by another sibling at a 4-H event during the current 4-H year.
 7. If the county determines the 4-H member is "not eligible," this consequence is removed, if the youth chooses to use the one-time exemption.
 8. Grievance procedures and one-time exemptions are not allowed when possible outcome could affect another youth (e.g. State Fair trip acceptance deadline.)
 9. Central County ID options: 1) Attend designated county ID with animal(s); 2) Make arrangements with someone else to ID animal(s) at designated date/place; 3) Make arrangements with 4-H Program Staff to attend another county's central ID date (not eligible for rate of gain); 4) Use one-time exemption and identify own animal(s). (Arrangements must be made with 4-H Program Staff prior to identifying own animals; not eligible for rate of gain.)
- Exemption process originally implemented 10/1/13; updated 10/1/14, 1/27/17, 1/28/21, 5/23/2022, 1/9/2023



Wilkin County Fair Information

Follow the fair on the web

Like the Wilkin County Fair [Facebook page](#) to stay up to date on the latest announcements and activities. You can also visit their [website](#) for up-to-date information.

Minnesota State Fair Information

Earning a 4-H trip to the Minnesota State Fair is an honor! Judges select the most exemplary project exhibits at the county fair to represent Wilkin County 4-H at the state fair. And we are proud of the young people who will represent our county in St Paul! Visit the [Minnesota 4-H State Fair exhibitors](#) resource website for more information, or load the Minnesota 4-H State Fair container in the 4-H app to find more information!

Dates to know

July 30	State Fair Registration Paperwork due
Aug 13	State Fair general exhibits packed and turned in for transportation
Aug 22 to Sept 2	Minnesota State Fair
Aug 21 to 25	Livestock encampment
Aug 25 to 27	General static encampment

Financial support for trip expenses

The Wilkin County 4-H Leaders Council will cover the following expenses for youth who represent Wilkin County at state events:

- Registration/Program fee.
- Horse show class fees.
- Lodging costs, if staying in 4-H housing.
- Transportation cost, if riding on arranged bus.
- One (1) gate admission to the State Fair. Additional daily gate admission tickets are available to 4-H youth livestock exhibitors who stay off the grounds.
- Chaperones: 100% of costs associated with the state trip for which there are required chaperones.
- Fuel will be reimbursed to an individual transporting animals (state livestock and state horse trips) for another Wilkin County 4-H youth member who has earned a

[Take me back to the Table of Contents](#)

Updated on 5/15/2024



trip, in addition to their own animal(s). Receipts for fuel must be submitted to receive the reimbursement.

Families must purchase meal tickets at their own expense, or make arrangements for meals on their own.

Transportation options

Busing is available for general static encampment exhibitors and chaperones participating all 3 days. Livestock exhibitors are responsible for their own transportation. Families are encouraged to explore carpool options for static day trips and/or livestock trips.

Note: Static exhibits larger than a "laundry washing machine" must be transported by 4-H families.

Go to State Fair as a Chaperone

Minnesota State Fair Chaperones

The Minnesota State Fair is often a highlight of the 4-H year for youth who attend. But this experience wouldn't be possible without State Fair Chaperones! Local 4-H programs designate Minnesota 4-H volunteers as chaperones who are responsible for the conduct of their assigned delegations during the Minnesota State Fair.

Expectations for adult chaperones

Chaperones have additional responsibilities when staying overnight with youth in dormitories. Both a male and female adult 4-H volunteer must be designated for mixed delegations. Chaperones must be at least 21 years of age at the time of service and have successfully completed volunteer screening, and be accepted and enrolled as a Minnesota 4-H Volunteer.

Resources to support adult chaperones

Visit the [Chaperones website](#) to learn more about this role, and to download the Chaperone Guide. All chaperones must watch the [Chaperone Training](#) video before attending the state fair as a chaperone. Once you have watched this video, you must continue to the end of the survey to receive credit for completion.

Financial support for adult chaperones

The Wilkin County 4-H Leaders Council is grateful to our adult chaperones for helping our state trip winners have a great state experience! All costs associated with the state trip for

[Take me back to the Table of Contents](#)

Updated on 5/15/2024



which chaperones are required will be covered by the Council. Chaperones must travel to and from the state fair with the youth they are chaperoning.

State Fair schedules, judging livestreams, and more

Load the Minnesota State Fair container in the 4-H app to find the State Fair event schedules, judging locations, and many more details regarding the State Fair!

Let us know what you think

When you have finished registering for the fair, please complete [this evaluation](#) of the interactive/online county fair book and let us know what you think of it. Your input will help us make the county fair book more user-friendly every year!

Contact information

If you have any questions or would like a paper copy of this information, please contact the Wilkin County Extension Office and let us know which sections you need to be printed.

Wilkin County
Extension Office
218-643-5481
mnext-wilkin@umn.edu

