

GRADE ABATEMENT TRIPTYCH TO-DO LIST

① Review the GAP skills and traits you will use and develop.



Collegiality ⇌ Empathy


This is the crux of the course and the stuff of your growth: the collaborative learning environment and experience. Productive collegiality depends on the skill of empathy, which you build through discussion, writing, and especially reading in the Humanities.



Integrity + Character

Here you focus on the *individual* learning environment and experience, especially the honesty and openness necessary to take risks. Individualize your learning as much as possible.

External



Close Reading ⇒ Internalization

This encompasses the texts you analyze for emulative purposes, the memorization of universal languages and structures, and the literature you read for empathy.



Critical Thinking ⇒ Metacognition

These are the problems we are solving, the meaning you are making, and, most importantly, the thinking that drives every choice, every day.



Effective Communication ⇒ Writing

Bishop composition centralizes writing, especially essays, as essential to learning. Discussions and other communications support and scaffold that process.

Internal



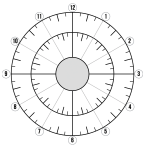
Amenability ⇌ Self-Awareness

You must seek and accept criticism *and* praise about all aspects of grade abatement in order to improve those aspects. Focus on teacher commentary, proxy feedback, and crowd-sourced analysis of yourself.



Assiduousness ⇌ Self-Efficacy





This is how to live like an academic tardigrade: Test your limits, adapt to challenges, and embrace failure as a key part of learning. Build the muscles necessary to beat down procrastination, impulsivity, and complacency.



Organization ⇒ Autodidacticism





The rest of the skills and traits depend on this one: Your systemic, systematic, and individualized approach to getting things done.

② Engage the interstitial instruction and materials of the course.

	Sisyphean High This is the hub: It contains all units and lessons, plus links to everything below. Use the comment section to ask questions directly of your teacher.
	Medium The @sisypheanhigh account has critical teacher essays that elucidate and explore the units, lessons, and teaching methods found on Sisyphean High.
	Google+ Community The instructional content here is student-generated. Monitor new notifications for interesting and relevant posts, especially proxy feedback and student Q&A.
	Google Classroom Any formal assignments will be given deadlines and requirements here.

Note: Google+ and Medium can often be replaced with other interstitial means of collaborating and creating meaning. The key is to make the work authentic and galvanizing, whatever that work is. If Google+ works, use it; if Snapchat is better, somehow, well, we should use that. Efficacy and authenticity are all that matter.

③ Explore, create, learn.

	Google+ Community Start discussions. Share ramiform reading. Post works-in-progress. This is the in-class learning community extended to include every student.
	Google Drive Use Docs to take notes, reflect and metacogitate, and collaborate on early drafts of essays. Organize GAP evidence in Drive. Experiment with other Google Apps.
	Medium Share final drafts of essays here. Then publish and publicize the best of your writing. Respond to other Medium essays, especially from peers.
	Google Classroom Submit any required work by the deadline.