

Welcome to Kindergarten!!!

This document will have all of the information that you will need as we begin our journey into Kindergarten virtually. We know nothing can replace the impact of face to face instruction, but we have developed a plan that will allow students to engage with their teachers and the content as much as possible.

Each day your child will begin here...

<https://sites.google.com/tmsa.org/tmsakindergarten/>

Choose the teachers.



This will take students to their virtual classrooms.

Click on items in your classroom to access the content:

- Click on the White Board for the daily message and Leader in Me Lesson.
- Click on the book for the reading lesson.
- Click on the Math symbol for the math lesson.
- Click on the Teacher's Laptop/Zoom Link when it is time for your One on One lesson.



Schedules

Students should be logged on and engaged in learning by the times outlined below. Schedules are based on the students' homeroom teachers.

AM Schedule **Teacher and Para**

- **8:00-8:15 Morning Meeting (LIM, SEL)**
- **8:15-9:45 am Reading**
- **10:00-11:00 Specials (Art, Music, Spanish, and P.E.)**
Teachers Planning time
- **11:10-12:15 Math**
- **12:15 Lunch Recess/ END of the day for students**
- **FRIDAYS One-to-One (Small group).**

Teacher/Para Office Hours

2:00-4:00 pm (One-to-one w/ students and or conference with parents).

PM Schedule **Teacher and Para**

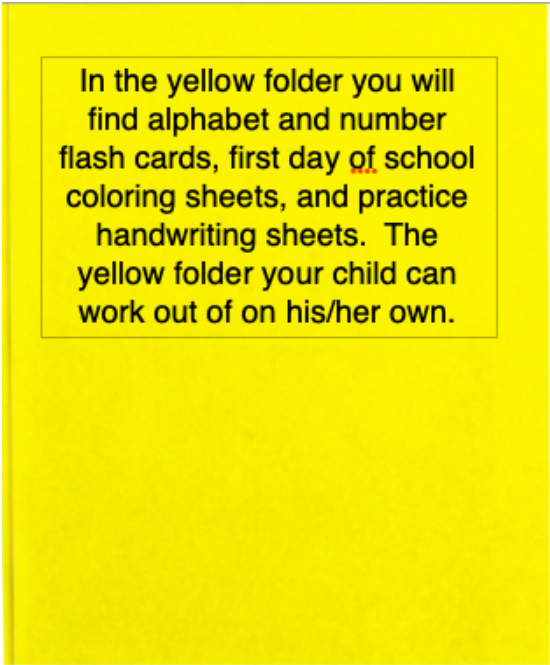
Teacher/Para Office Hours

8:00-10:30 (One-to-one w/students and or conference with parents).

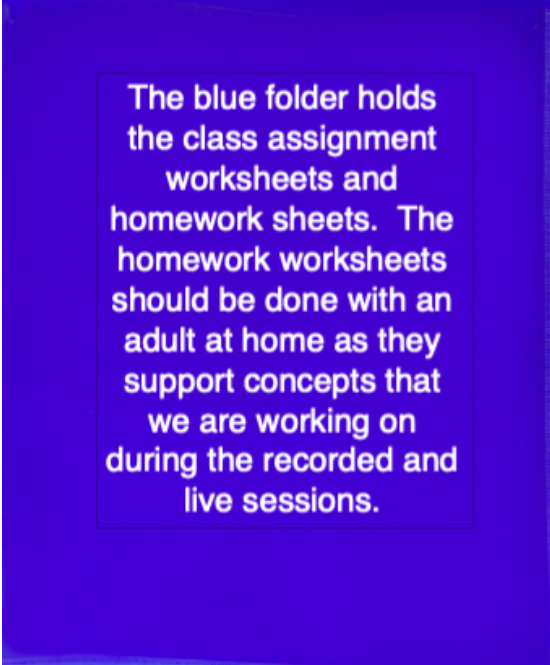
- **10:45-11:30 Lunch/Recess**
- **11:30-12:10 Afternoon Meeting (LIM, SEL.)**
- **12:15-1:40PM Reading**
- **1:45-2:45 Specials (Art, Music, Spanish, and P.E.)**
Teachers Planning time
- **2:50-4:00 Math**

Folders

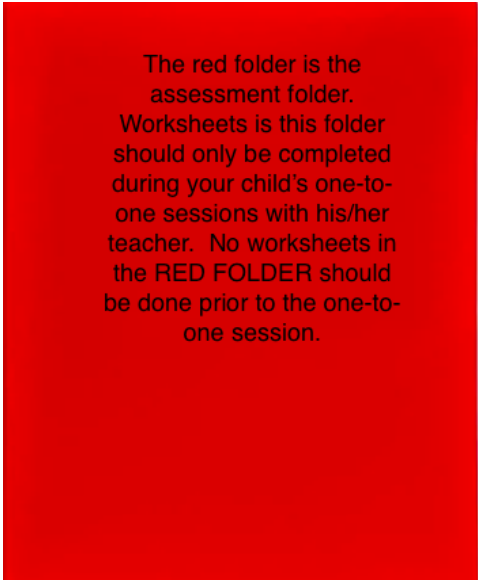
In your curriculum bag, you will find 3 folders.



In the yellow folder you will find alphabet and number flash cards, first day of school coloring sheets, and practice handwriting sheets. The yellow folder your child can work out of on his/her own.



The blue folder holds the class assignment worksheets and homework sheets. The homework worksheets should be done with an adult at home as they support concepts that we are working on during the recorded and live sessions.



The red folder is the assessment folder. Worksheets in this folder should only be completed during your child's one-to-one sessions with his/her teacher. No worksheets in the RED FOLDER should be done prior to the one-to-one session.

One on One Sessions

Your child's teacher will schedule a time for one on one sessions. These sessions will take place via Zoom and will happen twice a week. One session will be with the teacher and one with the paraprofessional. These one on one sessions are the most important part of this virtual learning experience. Time will be used to assess, teach and reteach skills.


Click on the Zoom in your virtual classroom to access your teacher for One on One time.



Sight Words

Enrichment Resources

AT TMSA, we recognize that all students learn at their own pace and enter our school on different levels. Through assessment, teachers will determine the skill level of all students and work with them accordingly during their one on one time and impending small group time. We will provide enrichment activities that can be done after students have completed work provided by the teachers. These enrichment activities will be found by clicking on the Owl in their virtual classroom.



Special Area Classes - Art, Music, Health/PE, and Spanish

To access specials classes click on “More” and choose the Specials class for that day.

