**Name:** _____ **Date:** _____



## WHAT TO KNOW!

### Writing About An Illustration

When writing something about a character or an illustration, you must look at them carefully and be sure of what is illustrated.



Look at the picture.

Say something about it.

The possible answer that you might think of is that "It is a wig." And you are right!

Let us be more specific about the illustration.

When you are asked to say something about the illustration, you can start by identifying what is in the picture.

Example: wig

To be a little specific, you can use other words to tell something about it:

Example: a wig

the wig

or add any describing word that is also shown in the picture:

Example: a curly wig

a black wig

Finally, you can also write a complete sentence about it.

Example: It is a curly wig.

The wig is black.






**A. Directions:** Encircle the word that **DOES NOT** tell something about the picture.



1. ship many big



2. two pencil short

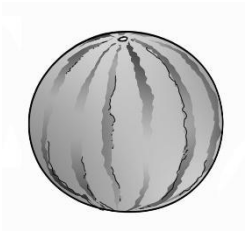

3. fruit round flower



4. smooth food rough



5. church playground swing

**B. Directions:** Underline the correct phrase that tells something about the illustration.



1.

**A.** a big boat

**B.** a big monkey bar

**C.** a big ferris wheel





2.

A. plants in a bottle

**B.** big pots of flower

**C.** four pots of plants



3.

**A.** a female nurse

**B.** a male doctor

**C.** a young fireman



4.

**A.** a playing kid

**B.** a yawning kid

**C.** a kid reading book



5..

**A.** a very happy girl

**B.** a surprised girl

**C.** a sad girl



TAKE OFF

**A. Directions:** Write the letter of a sentence that tells something about the illustration.



_____1. **A.** The little girl is cooking a meal.

**B.** The little girl helps wash the plates.



**C.** The little girl helps prepare the meal.



_____ 2. **A**. The sick is taking care of the nurse.

**B**. The nurse is taking care of the sick.

**C**. The police officer is in the hospital.



_____3. **A**. The king is crying.

**B**. The king has a cape.

**C**. The king has a crown.



_____4. **A**. The girls are playing.

**B**. The girls are praying.

**C**. The girls are dancing.



_____5. **A**. The family is happy.

**B**. The family is eating.

**C**. The family is dancing in the rain.

**B. Directions:** Look at the illustration and write something about it with a word, a phrase, and a sentence.

Example:



Word: basket

Phrase: a basket of oranges

Sentence: The basket is full of oranges.

f 8





Word:

Phrase:

Sentence:

Word:

Phrase:

Sentence:



FLY HIGH

**A. Directions:** Read the short poem. Answer the activity that follows.

**My Favorite Person**
*by: Lhaiza Magno*

She is pretty, she is kind.
She loves cooking while singing.
From day to night she's working,
With no complaints on anything.

She's the best blessing I have.
For she loves me dearly,
Without asking anything in return.
I love her with all my heart

My mother,
my favorite person of all time.



**Directions:** Based from the poem read, write something about the author's favorite person.

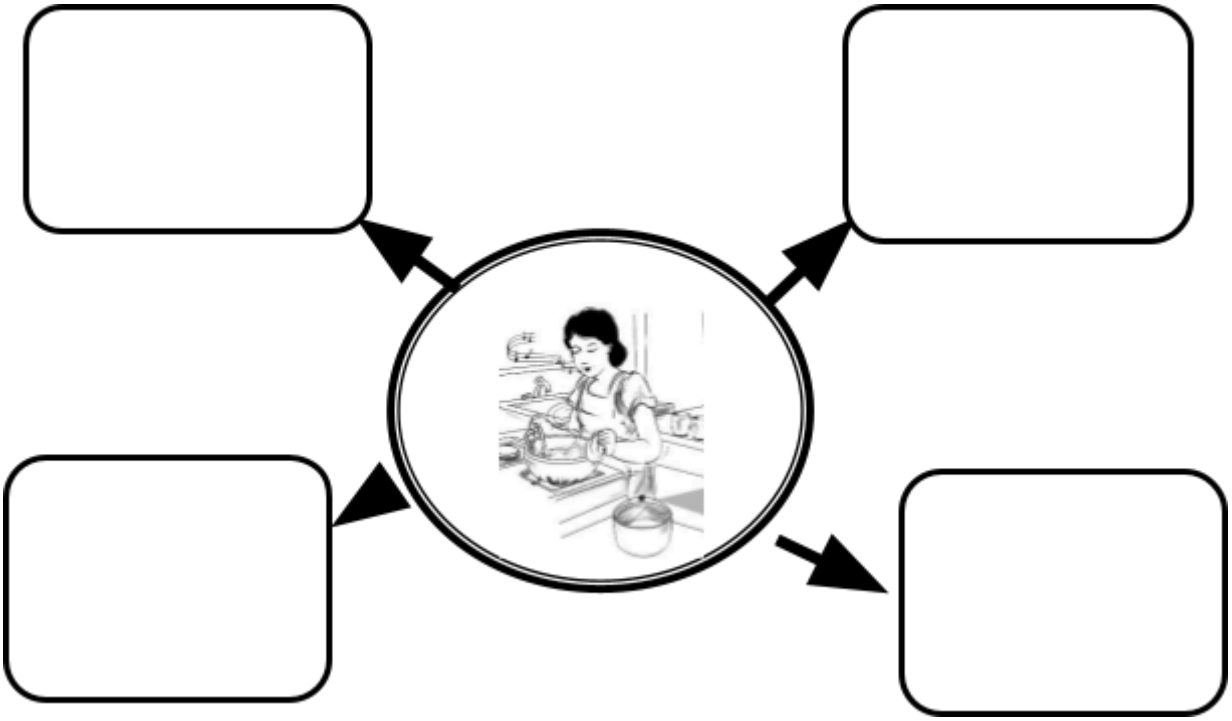

**B. Directions:** Write something about the illustration.

1. _____

_____

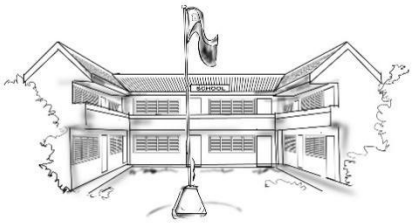

2. _____

_____



3. _____



_____



4. _____



_____

5. _____



_____

## Reference:

Hipolito, M. J., Rosopa, M. S., Santos, P., Polita, M. J., Cerveza, E. O., Pamintuan, R. A., Lomeda, N., & Esteban, A. (2013). English Learner's Material Unit 2, First Edition: DepEd and Union Bank of the Philippines, pp. 228-230.



# ANSWER KEY

## Writing About An Illustration

**Take Off:**

**Activity A:**

1. C
2. B
3. C
4. B
5. A

**Activity B:**

Answers may vary.

**Fly High:**

Answers may vary.

**Starter:**

**Activity A:**

1. many
2. short
3. flower
4. smooth
5. church

**Activity B:**

1. C
2. C
3. A
4. B
5. C