

BLACKOUT POETRY



Curious?


[Click here](#) to get inspired.

Wait so what?...

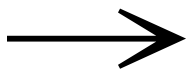
[click here](#) to find out what blackout poetry is.

Let's look at some examples:





HOW DO I EVEN
START WRITING A
BLACKOUT
POEM?



[Click here](#) to get
a tutorial.

Ready to start
writing? Look
below for
instructions!

Now it's your turn:

1. Find an old book that can be destroyed, a newspaper, or a magazine--anything with columns of text.
2. Find a random page or column or be selective. Cut it out.
3. Grab a marker and create your poem by blacking out the words you don't want and leaving the ones you do.
4. Decorate with markers, etc.
5. Mount onto a colored paper to frame it.
6. Share your blackout poem!

