

















Green Team 1st-Grade Activity List 4

| Type | Activity | | Ways to Engage | Completed!  |
|---|--|---|---|---|
| ★ Must Do | Check off the items that you see in the classroom that help reduce waste (at the <i>resource table</i>)! | |  | |
|  |  Read this story about reducing materials. What is one way that Jill was able to reduce her waste? Tell a friend! |  Read this story about reducing materials! Draw and describe a picture about how Jill was able to reduce her waste! |  | |
| ★ Must Do | Write a list of ways that our school can reduce waste! | |  | |
|  |  Design a reusable water bottle (at the <i>resource table</i>)! Share your design with a friend and tell them about why it is good for the Earth to use reusable bottles! |  Design a reusable shopping bag (at the <i>resource table</i>)! Share your design with a friend and tell them about why it is good for the Earth to use reusable bags! |  | |

| | | | |
|--|---|---|--|
|  Must Do |  Watch this video on adding three numbers! |  | |
|  Must Do | Triple Number Addition Fun (at the <i>resource table</i>)! |  | |