

I'm trying to start this as a category, and around these rules I believe it to be most interesting.

Current Leaderboard: [All Toads%](#)

(website credit --> @skyblue5989 on discord)

Rules:

- Run Begins Upon Reset (1.33 seconds first frame of logo)
 - Run Ends upon the first frame of collecting the power star in BITS after defeating Bowser. Which you do after talking to the 8th Toad in your run.
 - Runner's Goal is to talk to all of the toads located within Princess Peach's Castle, in any order, however the last toad spoken too must be the one in TIPPY.
 - BLJ / LBLJ / SBLJ / DDD SKIP / MIPS CLIP and any other methods found to skip past any star door requirements are all PERMITTED.
-

Toad Locations:


- There are a total of 8 Toads that Mario can interact with, 3 of which are locked behind Star Requirements. I will give the locations below.



#1. Toad Located to the Left of Castle Entrance (Note the numbers do not represent the order that a runner must complete this category in, they are just listed to organize the numerical count of how many toads there are).




#2 Toad located by staircase in the **Whomp's Fortress** Painting room.



#3 Toad Located to the right of the entrance to the **Jolly Roger Bay** Painting Room.




#4 Toad Located in the **Basement Hallway** to the left of the basement entrance.



#5 Toad Located in **Hazy Maze Cave** Room


NOTE: REQUIRES 12 STARS TO FOR THIS TOAD TO SPAWN



#6 Toad Located Across from **Tall Tall Mountain** Painting.

NOTE:

THIS TOAD REQUIRES 25 STARS TO SPAWN



#7 Toad Located to the Right of **Snow-Man's Land** room entrance



#8 FINAL TOAD LOCATED NEXT TO TTC AND RR!!

**NOTE:
REQUIRES 35 STARS TO APPEAR**

General Routing:

- Because this category is an open book, there are many different possible routings that would benefit players of many different skill levels.
 - Some Routing Ideas can be formed around these strategies that a player will do in order to skip certain star door requirements. This will alter the stars that are available to them and at what times during a run. I am not a very good player, nor very knowledgeable, so if this picks up in interest I am sure routes will be optimized.
 - **16 Star NLBLJ Splits** → [AllToads NLBLJ Splits](#)
 - **16 Star LBLJ Splits** → [AllToads LBLJ Splits](#)
-

16 Star NLBLJ Route:

Lobby:

Because this Route is NLBLJ There is not much wiggle room in terms of efficiency, so I suggest following the normal 16 star NLBLJ route, until you reach the basement, where more options will open up to you.

Sully's Bad Route

Enter BOB :

-Collect At Least 1 Star

- Behind Chain Chomps Gate

(1)

-Toad #1 and Toad #2

Enter WF:

-Collect At Least 5 Stars

Cannonless

Wild Blue

Whomp King

Tower

Owl

(6)

Toad #3

Enter CCM:

- Collect At Least 2 Stars

Wall Kicks Will Work

Lil' Penguin Lost

(8)

Enter BITDW:

-Collect At Least 1 Star

BITDW 8 Red Coins

(9)

Basement:

This is where the route can get super varied based on your personal preferences. Easy options will be listed, variations will have a * next to them. And star counts will be listed if you choose only the easy options.

Enter SSL:

-Collect At Least 2 Stars

In the Talons of the Big Bird
Shining Atop the Pyramid

Pillarless*

(11)

Enter LLL:

- Collect At Least 3 Stars

8 Coin Puzzle With 15 Pieces

Boil the Big Bully

Elevator Tour in Volcano

Hot Foot it into the Volcano (**Lavaboost***)

Side Hop*

(14)

Toad #5

(15)

Enter HMC:

-Collect At Least 3 Stars

A-Mazing Emergency Exit

Watch For Rolling Rocks

Swimming Beast in the Cavern(**Box Triple Jump***)

(18)

MIPS + Toad #4

(19)

Enter DDD:

-Collect At Least 3 Stars

Chests in the Current

Board Bowser's Sub

The Manta Ray's Award

(22)

Enter BITFS:

-Collect At Least 1 Star

BITFS 8 Red Coins

(23)

Upstairs:

There are many options for upstairs and where to go, and what stars to collect. You're amounts will change per level depending on what you collected in the Basement, and what you plan on collecting in Tippy

ENTER WDW:

-Collect At Least 2 Stars

Shocking Arrow Lifts!

Top o' the Town

Express Elevator, Hurry Up*

(25)

Enter THI:

-Collect At Least 0 Stars

Pluck the Piranha Flower

The Tip Top of the Huge Island

(I personally don't enter THI in this Route)

(25)

Toad #6

(26)

Enter TTM:

-Collect At Least 2 Stars

Mysterious Mountainside (**Breezeless***)

Blast to the Lonely Mushroom (**Box Jump***-> recommended)

Scale the Mountain

Breathtaking View From Bridge

(28)

Toad #7

Enter SL:

-Collect At Least 3 Stars

In the Deep Freeze

Chill with the Bully

Whirl From Freezing Pond

Snowman's Big Head*

(31)

Tippy:

Tippy is limited in the amount of levels, but there are a lot of stars that can be collected quickly with some practice, making collecting stars in Tippy a very viable option, especially if you know what you are doing.

Enter RR:

-Collect At Least 2 Stars

Swinging in the Breeze

Tricky Triangles!

(33)

Enter TTC:

-Collect At Least 2 Stars

Roll Into The Cage

Get A Hand

The Pit and the Pendulums*

Stop Time For Red Coins*

Timed Jumps on Moving Bars*

(35)

Toad #8

(35)

BITS:

Finish

16 Star LBLJ Route:

SBLJ/DDD SKIP Star Route:
