



 GRADES 1 to 12 DAILY LESSON LOG	School:	Visit DepEdResources.com for More	Grade Level:	VI
	Teacher:		Learning Area:	MAPEH
	Teaching Dates and Time:	NOVEMBER 13 - 17, 2023 (WEEK 2)	Quarter:	2 ND QUARTER

	MONDAY	TUESDAY	WEDNESDAY	THURSDAY	FRIDAY
I. OBJECTIVE/S					
A. Content Standard	demonstrates the concept of melody by using intervals in the major scales and in the minor scales		Demonstrates understanding of shapes, space, colors, and the principles of emphasis, harmony and contrast in digital painting and poster design using new technologies.	demonstrates understanding of participation in and assessment of physical activities and physical fitness	WEEKLY TEST
B. Performance Standard	applies learned concepts of melody and other elements to composition and performance		Applies concepts on the use of software in creating digital paintings and graphic designs.	Participates and assesses performance in physical activities. assesses physical fitness	
C. Learning Competencies (write the LC Code)	demonstrates the ability to sing, read, and write simple musical notations in the: 1.1 Key of C Major 1.2 Key of G Major 1.3 Key of F Major MU6ME-IIa-3-4		Realizes that art processes, elements and principles still apply even with the use of technologies. A6EL-IIa Appreciates the elements and principles applied in digital art. A6PL-IIa	describes the Philippines physical activity pyramid PE6PF-IIa-16 explains the indicators for fitness PE6PF-IIa-17	
II. CONTENT	Melody		Digital Painting	An Enhanced Understanding of Melody	
III. LEARNING RESOURCES					
A. References					
1. TG/CG pages	CG pp. 34-35				
2. Learner's Materials pages					
3. Textbook pages	The 21 st Century MAPEH in Action		The 21 st Century MAPEH in Action	The 21 st Century MAPEH in Action	.

4. Materials downloaded from LRMS					
B. Other Learning Materials	Musical score, Illustration chart of C, G and F Major Scale			Musical score, Illustration chart of F Major Scale	
IV. PROCEDURES					
A. Reviewing previous lesson and presenting new lesson	Reviewing the past lesson A song in the C Major scale, F Major scale, and G Major Scale		 <p>Have you wondered just what digital paintings are?</p>	What games have you played with your friends and classmates?	
B. Establishing a purpose for the lesson	Today, we will be having group activities. Find your group, and follow directions.		<p>Showing the art work of Vincent Van Gogh and Tadao Cern. Vincent Willem van Gogh was a Dutch Post-Impressionist painter who is among the most famous and influential figures in the history of Western art.</p>  	Today, we will be having a group activities. Find your group, and follow directions. Original File Submitted and Formatted by DepEd Club Member - visit depedclub.com for more	

			<p><i>The Starry Night</i> is an oil on canvas by the Dutch post-impressionist painter Vincent van Gogh. Painted in June 1889, it depicts the view from the east-facing window of his asylum room at Saint-Rémy-de-Provence, just before sunrise, with the addition of an idealized village.</p>  <p><i>Almond Blossoms</i> is from a group of several paintings made in 1888 and 1890 by Vincent van Gogh in Arles and Saint-Rémy, southern France of blossoming almond trees. Flowering trees were special to van Gogh. They represented awakening and hope. He enjoyed them aesthetically and found joy in painting flowering trees.</p>		
C. Presenting examples/instances of the lesson	<p>With your group, You are going to create a simple melody of the different Major scale:</p> <ul style="list-style-type: none"> • C Major Scale • F major Scale and • G major scale song. 			Showing pictures of tumbang-presô, piko, luksong-baka, luksong-tinik, and patentero.	
D. Discussing new concepts and practicing new skills #1	<p>Discuss on what to do: sings self-composed melodies in C Major, G major, and F Major key</p>		Van Gogh is a great impressionist.		
E. Discussing new concepts and	<p>Let the pupils have time to practice their song selected</p>		Tadao is a digital painter.	How do they play the games?	

practicing new skills
#2



I AM NOBODY

A decision to change from a career in architecture to photography in 2011 paved the way for my path as an artist. I've decided to move to a more conceptual form of artistic expression with my newly created projects 'Black Balloons', 'Chromatic Aberrations', 'Adobe Acrobat'.



TADAO CERN – COMFORT ZONE
Solo exhibition featuring the artist
from Vilnius, Lithuania. In 24

			large-format photographs, Tadao Cern explores the beach as a social location where the uninhibited and individual lifestyle transforms into an arranged portrait full of the bizarre.		
F. Developing mastery (lead to formative assessment 3)	Group Presentation/ Performance by group		How were you able to tell the difference?	Group Presentation/ Performance by group	
G. Finding practical application of concepts and skills in daily living	Sing again the different songs in the different Major scale.			What are the rules of the games?	
H. Making generalization and abstractions about the lesson			Which one do you like better?	What are the Filipino games?	
I. Evaluating learning	Identify the scales and the different signs that are used in the different songs found in the song			Choose a game and list the rules of it.	
J. Additional activities for application or remediation	Memorize the song		Define Digital Painting.	A picture of a healthy community.	
V. REMARKS					
VI. REFLECTION					
A. No. of learners who earned 80% in the evaluation					
B. No. of learners who acquired additional activities for remediation who scored below 80%					
C. Did the remedial lessons work? No. of learners who have caught up with the lesson.					
D. No. of learners who continue to require remediation.					

E. Which of my teaching strategies worked well? Why did these work?	
F. What difficulties did I encounter which my principal can help me solve?	
G. What innovation or localized materials did I use/discover which I wish to share with other teachers?	