
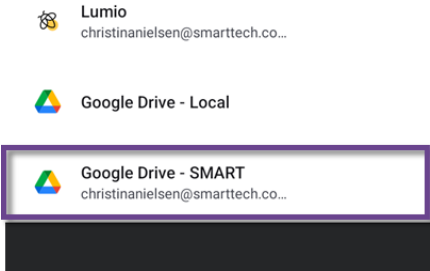
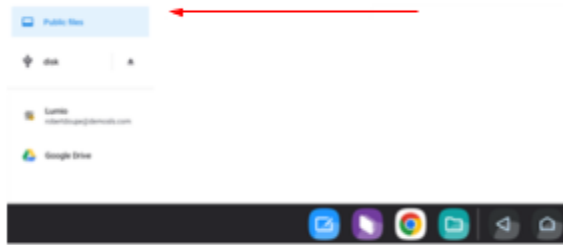



1	<p>Once logged in to your board, from the home screen, tap .</p>
2	<p>On the left panel choose “Google Drive-SMART”</p>  <p>This will access your Drive.</p>
3	<p>Move the file by tapping and holding its icon, then dragging it across the screen to “Public Files”.</p> 
4	<p>Sign Out of the board.</p> <p>Click back on the blue icon and go to the public folder .</p> <p>You can favorite any file by clicking on the star ☆ next to file name. This will save it to the favorites on the board while being logged out.</p> <p>When you click on the file you will be prompted with “Open With”. It is easiest for subs to open with “Whiteboard”</p>