

# DragonBeak's Personal Commissions

## Terms and Conditions

**CURRENT STATUS:** OPEN

**NEW Commission Tiers for 2016~!!!**

**Tiers:** Sketch, Rough Ink'd, Classic Color, Fancy Color

**Options:** Bust, Half-Body, Full-Body


**Up for drawing:** original characters, fan art, anime, anthro, shipping, cute shit, sexiness, topless babes, fantasy violence, mild blood, magical light effects, fire, lightning, water

**Not gonna draw:** extreme gore

If you're interested, **message me via email to dragonbeak (at) hotmail.com**, with your character, your tier, and any reference if applicable. Please place "Commission" in the subject line so I know what to look at~! And remember to look over the Terms and Conditions.

Payment accepted through PayPal in USD.

Please look them over before sending an interest email. Agreeing to a commission is agreeing to the terms and conditions. If you have any questions, feel free to ask.



## Pricing:

	Bust	Half-Body	Full-Body	Background
Sketch	15	20	30	15+
Rough Ink'd	35	40	50	20+
Classic Color	55	60	70	40+
Fancy Color	85	90	100	60+

**Bust** is defined as head and shoulders, no arms/limbs. Can include jewelry/dangling neck accessories.

**Half-Body** is defined as head to waist. Can include arms, wings, and tail(s), however a complicated assortment of limbs may add to design complexity cost).

**Full-Body** is the whole shebang, head to toe. Design may include wings, tails, etc, however this may add to cost depending on overall complexity.

**Backgrounds** that require drawing are optional and an additional charge depending on complexity. Free background options: solid color, gradient, a simple texture, or transparent.


**Extra Characters** multiply base tier amount by number of characters.



Free BG example (solid color) on left and additional charge BG example on right.

## Sketch/Ink/Classic/Fancy Tier Details (click images for links to high res versions)

**Sketch Tier** is defined by soft lines and soft shading. Very sketchlike, no hard brush lines are used. Two colors are allowed, along with white. Colors may be chosen by client or left for me to decide.



**Ink Tier** is defined by loose inked lineart, black and white, without shading. Lineart is made with a hard brush but retains sketchlike, brushstroke quality. You have the option to retain the original sketch underneath.






**Classic Color Tier** is defined by loose inked lineart, full color, and cell-shading. Lineart is made with a hard brush but retains sketchlike quality. Coloring is done with cel-shading, meaning a hard edge like you find in animation.



**Fancy Color Tier** is defined by clean inked lineart, full color, and painterly shading. Lineart is made with a hard brush and refined to be as smooth as possible. Shading is done with a degree of realism to bring a natural life to the artwork.



Usually Sketch, Ink, and Classic are done at letter size (8.5x11 inches) 300 dpi, while Fancy is done at tabloid size (11x17 inches) 300 dpi. Canvas size may go up if commission is particularly complicated at no extra charge.

Sketch, Ink, and Classic Color commissions can usually be finished within one month, barring busy seasons, if not sooner. However, Fancy Color commissions, due to their complexity, may take over a month to finish. Adding characters and/or backgrounds will also increase commission completion time. If you need a commission done by a certain date, please let me know in the beginning and I'll do my best to accommodate you.

### Terms and Conditions:

- After an interest email is received, I'll look over the character and ask questions for your idea. i.e. What mood/emotion should your character express? Is there a specific pose/action you want them to do?
- After we discuss the idea and I agree to work on it, I'll send a quote for the price of the commission. If the client concedes to the price then we can move on to payment. Do not send payment before I agree to work on it.
- After we come to an agreement over subject and price, **full payment is expected upfront**, through Paypal, before work on commission commences. Commissions over \$100 may be into split payments of half-now, half-before-color.
- After payment is received, **I'll keep in touch with you via e-mail** on your commission progress. The three main stages are sketch, ink, and color. Each stage will need approval from the commissioner before moving on, so be sure to check your email!
- **The first stage will be the sketch.** This is the time to make known any drastic changes that are needed. More complicated commissions may have multiple sketch updates.
- **The second stage is ink.** At this point the pose is locked down and cannot be drastically changed. However, fixes on small details are accepted.
- **The third stage is shading/color.** Commission is essentially done and only small touch-ups can be done now.
- Of course, for sketch tier the only stage is sketch, and for ink tier there's only sketch and ink.
- Once the final approval is received from the client, I'll send a high-res PNG and a web format PNG and the commission is complete.

- Commissions are for **personal use** only. This means no making of profit of the art in any form, e.g. selling merchandise made from the high-res JPEG file or use in a commercial/brand. However, the art may be used for your icon, Tumblr theme, Facebook profile, non-profit website layouts, etc. Credit is appreciated and please do not claim to have created the art yourself.
- Likewise, I also retain the right to post the finished commission on my personal websites, blogs, or galleries. However, I will not create merchandise from the commissioned artwork.
- Please **do not alter** or have other artists alter the artwork during or after the commission process. e.g. redrawing features. Any reasonable desired changes should be discussed with me first.
- Cropping or resizing the artwork to fit icon or web banner sizes is understandable.
- If you have any further questions, please do not hesitate to ask me via email :>
- Base tier prices are guides and may change depending on complexity of your request.

## How to Pay through Paypal

I currently only accept payment through Paypal in USD as business transactions, not as “gifts” to friends and family as that is against Paypal’s ToS.

The image shows a PayPal payment interface. At the top, there's a small icon of a document with a checkmark. Below it is a large circular logo with the letters 'SW' in blue. Under the logo, it says 'You're sending to S. Wallen'. The amount '\$0.00' is displayed in large black font, with 'USD' and a dropdown arrow below it. There is a box for 'Special instructions to seller (optional)' with a plus icon. At the bottom, there is a section for 'Your shipping address' with a dropdown menu showing 'No address needed'.

It is **very important that** when sending money as a business transaction, that for **under your shipping address you select “No address needed”** because this transaction is for a service and not a physical product. Otherwise, Paypal will expecting to provide a tracking number and without one we could get in trouble!

Thank you, for keeping this in mind~!