

Generate a Parent Portal Activation Code

In order to use the Campus Parent App to monitor your ECPPS student's attendance and grades, you will first need to generate an Activation Code. This process only has to be completed once. All of the ECPPS enrolled students will be automatically synced with the account. If you do not see a child you are a guardian of, help will be provided at your school's open house. If the open house has already passed, please contact your child's school for support.

1. Visit <https://portalaccess.ncsis.gov/> or use this QR Code and follow the steps provided.



2. Enter Your District and Student Information. From the dropdown menu, select Elizabeth City-Pasquotank Public Schools.

NCSIS Parent Portal Activation Code Lookup

Select your School District/Charter School from the list below. If your district or charter is not listed, they may not be utilizing this tool and you will need to contact the school for more information:

Elizabeth City-Pasquotank Public Schools

Step 1 of 6

3. Enter the requested information for your student below. Your student may know their ID number as their lunch number.

Student Name: _____

Student ID Number: _____

About Your Student

Please complete the form below with information about your student. If you have multiple students in a district or charter, you may need to complete this process for each student.

School District/Charter School: Elizabeth City-Pasquotank Public Schools

Student ID Number

First Name

Last Name

Date of Birth mm/dd/yyyy

Find Student

Step 2 of 6

Generate a Parent Portal Activation Code

4. Select your name from the Parent/Guardians listed.

Select Parent/Guardian

Please select the parent/guardian to set up using the list below. If the data listed below is inaccurate or missing, please contact Caroline's school and try again.

☐ Jas** RoI***** (Father)

☐ Mag*** RoI***** (Mother)

5. Select the Verification Method preferred to verify your identity.

Select Verification Method

Please select a method to verify your identity. If the data listed below is inaccurate or missing, please contact Caroline's school and try again.

☒ Via Email: tar*****@yah*****

6. Enter the six-digit verification code that was sent to you.

Verify Code


Please verify the six-digit code that has been sent to you via email or text message.

Submit Code

7. **IMPORTANT:**

Once verified, your Parent Portal Activation Code will be displayed. Make sure to record it or copy it so you can enter it during Step 10.

You can copy the activation code by selecting the text using CTRL + C.



NCSIS Parent Portal Activation Code Lookup
North Carolina Department of Public Instruction

Verification Complete

Verification is now complete. Please log in to <https://100.ncsis.gov/parent> and select New User?. When prompted, enter the verification code below.

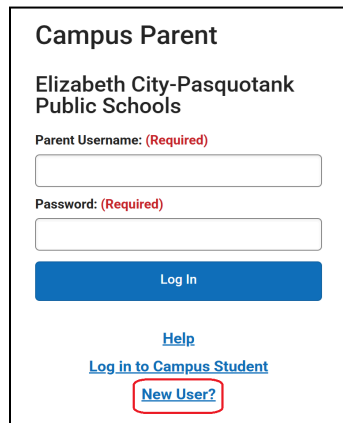
Activation Code: Code will be displayed here

Step 5 of 6

Generate a Parent Portal Activation Code

8. Once verification is complete, please log into <https://700.ncsis.gov/parent> or download the app via the [App Store](#) (iphone/ipad) or [Google Play](#) (Android)

9. Select New User?



Campus Parent

Elizabeth City-Pasquotank
Public Schools

Parent Username: (Required)

Password: (Required)

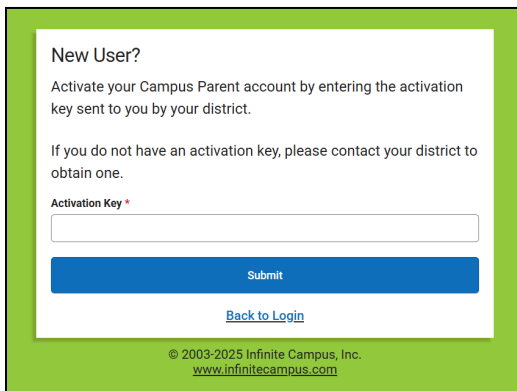
Log In

[Help](#)

[Log in to Campus Student](#)

[New User?](#)

10. Enter the Activation Key, which is the code that was provided after verification was complete below. *You can use CTRL + V to paste the code if copied.*



New User?

Activate your Campus Parent account by entering the activation key sent to you by your district.

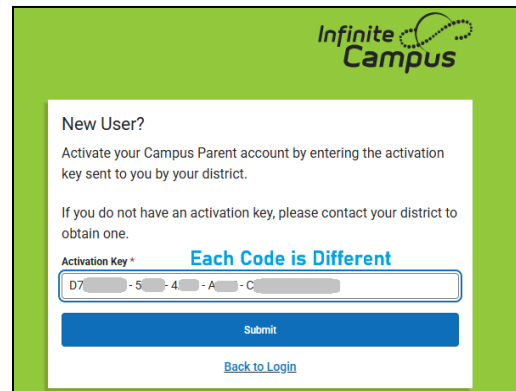
If you do not have an activation key, please contact your district to obtain one.

Activation Key *

Submit

[Back to Login](#)

© 2003-2025 Infinite Campus, Inc.
www.infinitecampus.com



Infinite Campus

New User?

Activate your Campus Parent account by entering the activation key sent to you by your district.

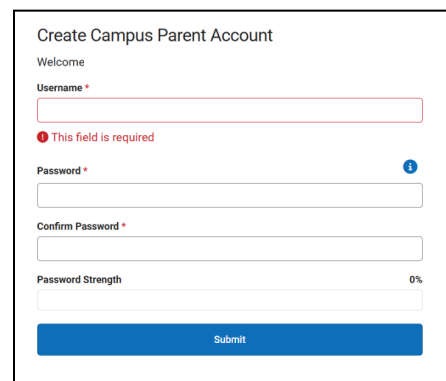
If you do not have an activation key, please contact your district to obtain one.

Activation Key * **Each Code is Different**

Submit

[Back to Login](#)

11. Create Your Account. Enter a username and password in the areas requested and select submit.



Create Campus Parent Account

Welcome

Username *

❗ This field is required

Password *

Confirm Password *

Password Strength 0%

Submit

You are ready to use your portal account!