



I personally want to welcome all of you back to school and wish you a happy and successful year!

My name is Mr. Tom Smith. You may call me Mr. Tom

These few pages are to refresh your memories regarding the safe practices of riding the school bus.

Please review these with your parents and let's have a GREAT year




BE SAFE ON AND AROUND BUSES.
BE BUS AWARE!



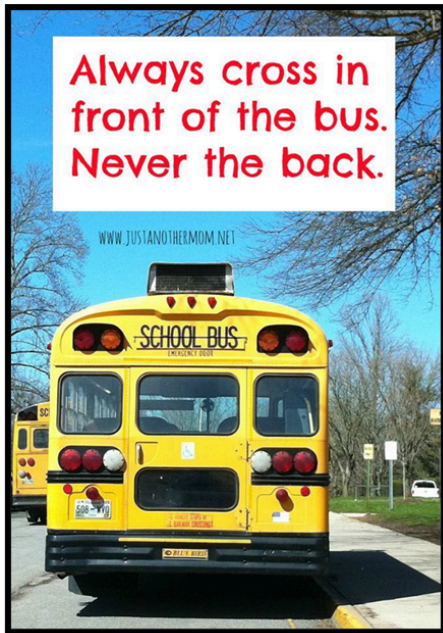
8 Safe Practices

1. Crossing the street safely
2. Properly picking up dropped items
3. No running after the bus
4. No horseplay around buses
5. Remove drawstrings
6. Walk 12' away from the bus
7. Wait 12' away from the bus
8. NEVER cross behind or between buses



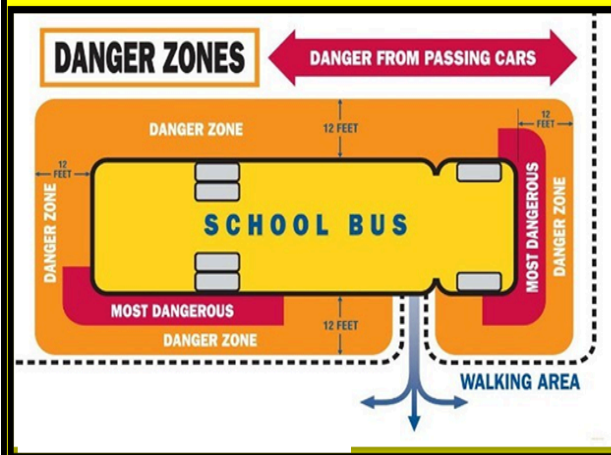
WARNING!
DANGER
ZONE





Loading

1. Wait at least 12' away from the street/curb
2. Always wait for the bus driver to signal that it is safe to load
3. No running after the bus
4. No horseplay around buses
5. Remove drawstrings
6. NEVER cross behind or between buses
7. If you drop something, DO NOT attempt to pick it up. Get the bus driver's attention and follow the directions bus driver's directions



Off-loading

1. Wait for the bus to stop before standing up
2. Always walk, don't run as you exit the bus
3. Walk straight out 12' away from the bus
4. If crossing over in front of the bus, walk 12' in front of the bus
5. Wait for the bus driver's signal that it is safe and move to the front edge of the bumper
6. Walk to edge of the bus bumper, stop, and then look left, right, and left again and then look at the driver that it is safe to cross
7. Walk, DO NOT RUN, and cross the street and move 12' away
8. If you drop something, DO NOT attempt to pick it up. Get the bus driver's attention and follow the bus driver's directions