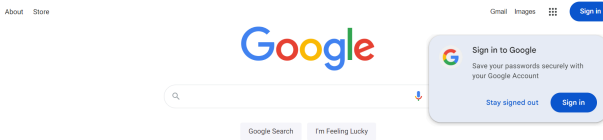
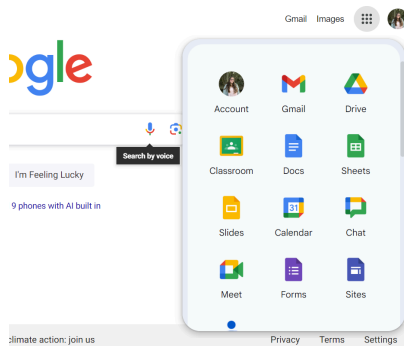


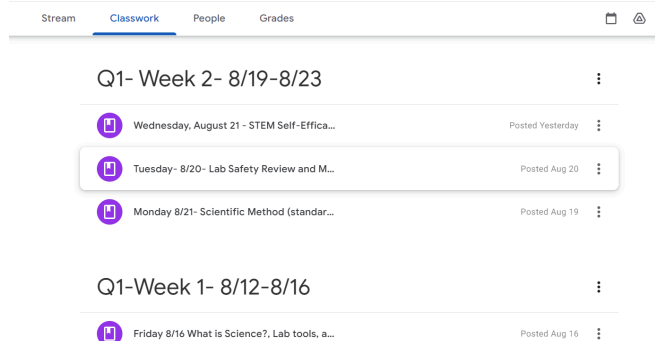
1. Sign into Google in the top right hand corner of Google using your Sigsbee student email address @sigsbee.org then your password 44(your lunch number)0.



2. After signing in click the 9 dots icon next to where you signed in. Then Click Google Classroom.



3. Every teacher posts daily on what they are doing. Look under the Classwork tab and then find the date you missed or need and click into that date for the materials.



4. Click the view Instruction button to get to assignments or some may show the link to the assignment when clicking on the day you want.

