





LANGUAGE ARTS DAILY AGENDA




FRIDAY, JANUARY 13, 2023

	Learning From Home Agenda: <ol style="list-style-type: none"> 1. Check in with your Anchor group - What can you do for your anchor while you're at home? 2. Read your independent reader - 20-30 minutes 3. Complete your Home Email 1/13/23 and Weekly Grade Check 	Resources Needed: Spiral notebook Independent reader
---	---	---

MORNING CLASS

1		WEEKLY HOME EMAIL	<ol style="list-style-type: none"> 1. Open a new message 2. Address it to someone at home AND Mrs. Bonner 3. Write and send your message 	<ul style="list-style-type: none"> • Email template 1/13
2		SNOWBALL DISCUSSION	<ol style="list-style-type: none"> 1. Go to your Daily Notebook Entry 1/12 (yesterday) 2. Find a partner and share your thought & ask your question 3. Continue the snowball until the entire class is talking 	<ul style="list-style-type: none"> • Spiral notebook
3		IN-CLASS READING	<ol style="list-style-type: none"> 1. Access our class novel, Hollow Fires 2. Read for the provided reading time 	<ul style="list-style-type: none"> • <i>Hollow Fires</i> novel • Notebook

AFTERNOON CLASS

1		WEEKLY GRADE CHECK	<ol style="list-style-type: none"> 1. Click on the Weekly Grade check link 2. Complete the Google form 3. Click submit 	<ul style="list-style-type: none"> • Weekly grade check 1/13
2		BOOK TIMELINE	<ol style="list-style-type: none"> 1. Go to your Daily Notebook Entry 1/12 (yesterday) 2. Add your timeline notes to the classroom timeline on the board 	<ul style="list-style-type: none"> • Spiral notebook
3		ANCHOR ACTIVITIES	<ol style="list-style-type: none"> 1. Meet with your anchor team 2. Review the workshop goals listed below 3. Continue to work on your anchor goals <p>*ALL anchors will be due by the end of the day on Tuesday Jan. 17th</p>	<ul style="list-style-type: none"> • Anchor groups • Anchor #1 • Anchor #2 • Anchor #3

DUE DATES

Complete your weekly home email and grade check if you didn't in class

Anchor Workshop - Fri. Jan. 13th

Anchor #1 The Detournement	Anchor #2 The Interview	Anchor #3 The Research and Op-Ed
<p>1. Meet with your team to review the work you've done already - who is doing what and what has been completed</p>	<p>1. Meet with your team to review the work you've done already - who is doing what and what has been completed</p>	<p>1. Meet with your team to review the work you've done already - who is doing what and what has been completed</p>
<p>2. Use the sketch (or prototype) that your team liked the best to move forward in your designs. This is a good time to use photoshop or other tools to help professionalize your work.</p>	<p>2. Test equipment. Read the directions and use a recording device to make sure you understand technology (**if you didn't do this yesterday)</p>	<p>2. Complete your outline and draft (**if you didn't do this yesterday)</p>
<p>3. Share your work with Mrs. Bonner. Conference about your concept and make revisions according to feedback</p>	<p>3. Meet with Mrs. Bonner to review your progress and sharpen the quality of your questions.</p>	<p>3. Share your draft with Mrs. Bonner or a peer and conference with feedback. Take notes on your feedback as needed</p>
<p>4. Begin constructing your final product (see anchor directions). Your final products will be due by the end of the day Tuesday.</p>	<p>4. Read the directions for AFTER your interview - this will be something you will need to do before starting your next anchor activity</p>	<p>4. Begin making changes to your writing and constructing your final draft. Your final drafts will be due by the end of the day Tuesday.</p>

