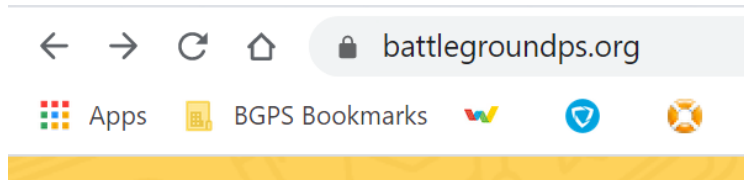


STUDENT GOOGLE NETWORK ACCOUNT INFORMATION

We are pleased to announce that parents now have the ability to look up their child's network and Google account and password using Skyward's Family Access application. This account information is what they will use to login to Google and participate in their classes online. Please review the instructions below for more information.

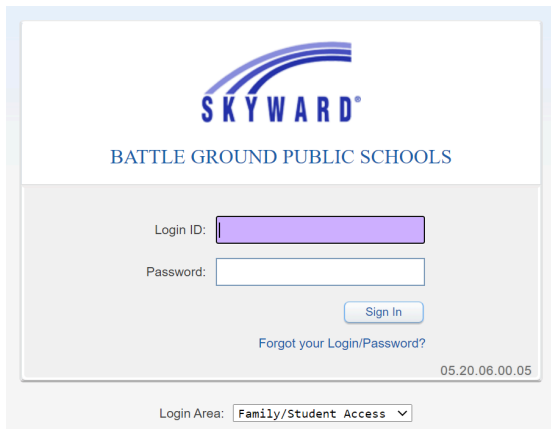
Browse to the district website at www.battlegroundps.org.



Click the Skyward button on the banner of the district website.

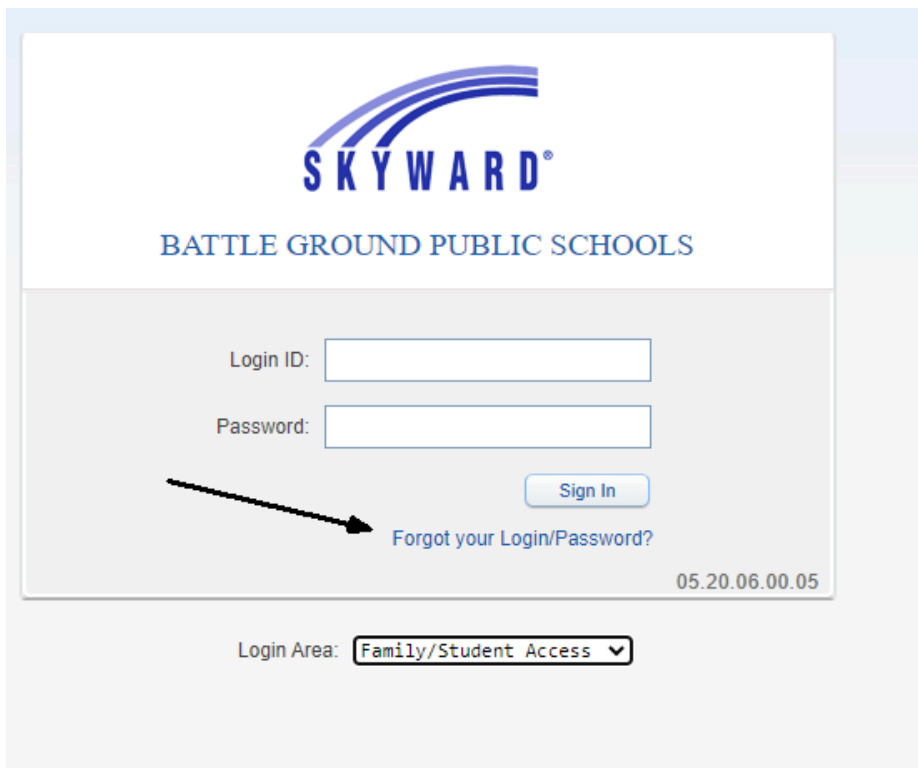


Login to Family Access.



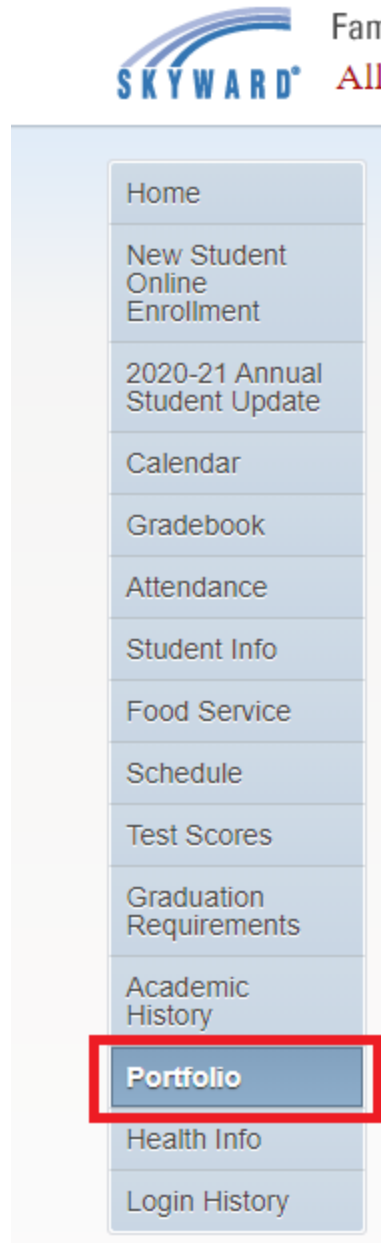
The image shows a login page for Skyward Battle Ground Public Schools. At the top is the Skyward logo, which consists of three blue curved lines above the word "SKYWARD" in blue capital letters. Below the logo is the text "BATTLE GROUND PUBLIC SCHOOLS" in blue. The login area has a light gray background and contains the following elements: a "Login ID:" label followed by a purple input field, a "Password:" label followed by a white input field, a "Sign In" button, and a link "Forgot your Login/Password?". At the bottom right of the login area is the version number "05.20.06.00.05". Below the login area is a "Login Area:" label followed by a dropdown menu showing "Family/Student Access".

If you have forgotten your Family Access account information, click the link **Forgot your Login/Password**. If you do not receive the email to reset your password for Skyward, please contact your school office.




This image is a larger version of the login page shown in the first image. It includes the Skyward logo, the text "BATTLE GROUND PUBLIC SCHOOLS", the login fields, the "Sign In" button, and the "Forgot your Login/Password?" link. A black arrow points from the left towards the "Forgot your Login/Password?" link. The version number "05.20.06.00.05" is visible at the bottom right of the login area. The "Login Area:" dropdown menu at the bottom shows "Family/Student Access".

Click on Portfolio on the banner on the left side of the window.





Click AD Student Login and Password

Family Access
All Students

Melissa GranthamMy AccountContact UsExit

Home
New Student Online Enrollment
2020-21 Annual Student Update
Calendar
Gradebook
Attendance
Student Info
Food Service
Schedule

Portfolio - Attachments
Aaron

Description	Type	Created
AD Student Login and Password	Report Directory	
2020 CSP Semester 2 Report Card	Report Card	Mon Jul 20, 2020 10:13am
2020 CSP Semester 1 Report Card	Report Card	Thu Feb 27, 2020 8:16am
2019 CSP Semester 2 Report Card	Report Card	Mon Jul 15, 2019 10:21am
2019 CSP Semester 1 Report Card	Report Card	Fri Mar 22, 2019 11:38am
2018 CSP Semester 2 Report Card	Report Card	Wed Jul 18, 2018 7:55am
2018 CSP Semester 1 Report Card	Report Card	Wed Feb 21, 2018 12:57pm
2017 CSP Semester 2 Report Card	Report Card	Mon Jul 24, 2017 3:07pm
2017 CSP Semester 1 Report Card	Report Card	Thu Jun 29, 2017 10:03am

Andrew

Click to open the report which should look like this displaying the username and password for your student.

1cnrgs42.p 87-4
05.20.06.00.00

AD Student Login and Password

08/20/20

Page:1
10:03 AM

Student
Full Name AD Student Login AD Student Password

Student Count:1

***** End of report *****

This information is available using the web version of Family Access as well as the app available for both Apple and Android phones.