

How to Access SAT Practice Test Materials

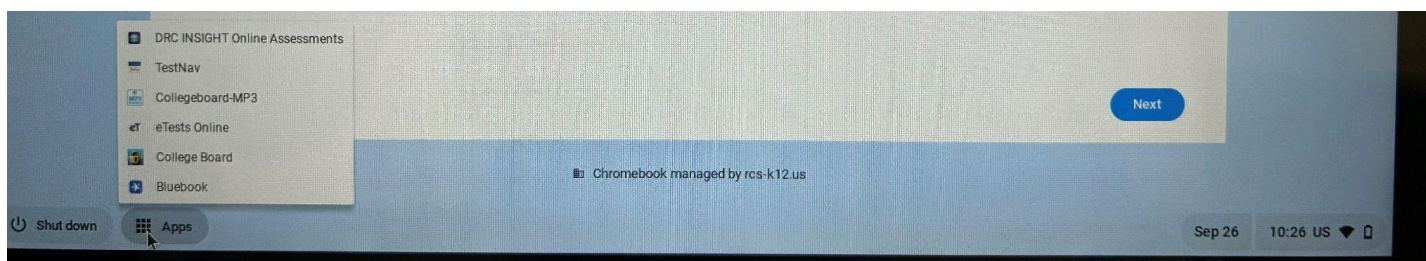
You will need a district Chromebook to access the Bluebook app for digital SAT testing.

STEP 1:

Open your district Chromebook but **do not** log in

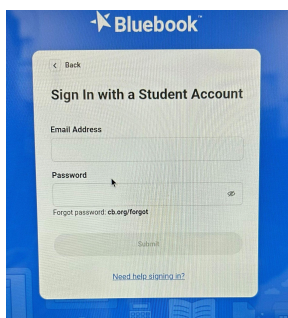
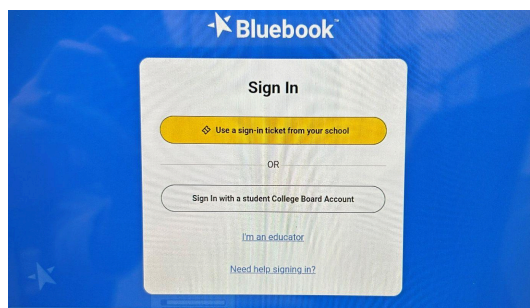
STEP 2:

Click on  **Apps** in the bottom left hand corner> Select  **Bluebook**



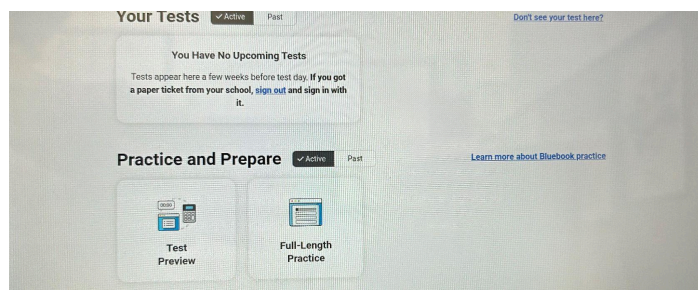
STEP 3:

Sign in with your College Board account. If you do not have an account, please follow the [How to Create a College Board account How-To Guide](#).



STEP 4:

Choose either a Test Preview or a Full- Length Practice Test



STEP 5:

In the Test Type drop down, choose “SAT” and begin your practice.

Choose a Full-Length Practice

Test Type *

* = Required

Select

Select

PSAT-Related Assessments

SAT

If you complete a full-length practice test, you can find your results and key insights to your performance at: <https://mypractice.collegeboard.org>