



Financial Administration

INSTRUCTIONS FOR THE DILG FIELD OFFICE: PLEASE READ BEFORE PROCEEDING. (1) Document LGU compliance by taking photographs appropriate for the boxes provided for each assessment area. (2) Photos should represent the subject matter with clarity and without any form of distortion. (3) Use of a high-resolution camera is recommended. (4) Write down your observations or findings (e.g., address/location, status) on the space provided; short bullet-type statements will do. (5) This accomplished Form is a required attachment to Form 2E (DILG Field Office).

FDP 1st Conspicuous Place

Click here to enter text.

FDP 2nd Conspicuous Place

FDP 3rd Conspicuous Place



Disaster Preparedness (1)

INSTRUCTIONS FOR THE DILG FIELD OFFICE: PLEASE READ BEFORE PROCEEDING. (1) Document LGU compliance by taking photographs appropriate for the boxes provided for each assessment area. (2) Photos should represent the subject matter with clarity and without any form of distortion. (3) Use of a high-resolution camera is recommended. (4) Write down your observations or findings (e.g., address/location, status) on the space provided; short bullet-type statements will do. (5) This accomplished Form is a required attachment to Form 2E (DILG Field Office).




Photo-documentation of the LDRRMO workspace

Click here to enter text.




Early Warning System (1)
(At least 1 marker for top 1 hazard)

Click here to enter text.



Early Warning System (2)
(At least 1 marker for top 2 hazard)

Click here to enter text.



Early Warning System
(Audible, early and wide warning alarm system)

Click here to enter text.



Disaster Preparedness (2)

INSTRUCTIONS FOR THE DILG FIELD OFFICE: PLEASE READ BEFORE PROCEEDING. (1) Document LGU compliance by taking photographs appropriate for the boxes provided for each assessment area. (2) Photos should represent the subject matter with clarity and without any form of distortion. (3) Use of a high-resolution camera is recommended. (4) Write down your observations or findings (e.g., address/location, status) on the space provided; short bullet-type statements will do. (5) This accomplished Form is a required attachment to Form 2E (DILG Field Office).


Early Warning System (Rain gauge- automated or indigenous)		Early Warning System (IEC materials on EWS)	
Click here to enter text.		Click here to enter text.	
Evacuation Center (Wide Angle Shot from outside, showing building)		Evacuation Center (Showing the Facilities)	
Click here to enter text.		Click here to enter text.	





Disaster Preparedness (3)

INSTRUCTIONS FOR THE DILG FIELD OFFICE: PLEASE READ BEFORE PROCEEDING. (1) Document LGU compliance by taking photographs appropriate for the boxes provided for each assessment area. (2) Photos should represent the subject matter with clarity and without any form of distortion. (3) Use of a high-resolution camera is recommended. (4) Write down your observations or findings (e.g., address/location, status) on the space provided; short bullet-type statements will do. (5) This accomplished Form is a required attachment to Form 2E (DILG Field Office).



Stockpiled Goods

**SAR/ Emergency Response Team Equipment
For Top 1 hazard**

Click here to enter text.

Click here to enter text.



**SAR/ Emergency Response Team Equipment
For Top 2 hazard**

**SAR/ Emergency Response Team Equipment
(Motorized Vehicle)**

Click here to enter text.

Click here to enter text.



Disaster Preparedness (4)

INSTRUCTIONS FOR THE DILG FIELD OFFICE: PLEASE READ BEFORE PROCEEDING. (1) Document LGU compliance by taking photographs appropriate for the boxes provided for each assessment area. (2) Photos should represent the subject matter with clarity and without any form of distortion. (3) Use of a high-resolution camera is recommended. (4) Write down your observations or findings (e.g., address/location, status) on the space provided; short bullet-type statements will do. (5) This accomplished Form is a required attachment to Form 2E (DILG Field Office).

LDRRM Operations Center (Actual Facility)	Others (if any)
Click here to enter text.	Click here to enter text.
Others (if any)	Others (if any)
Click here to enter text.	Click here to enter text.



Social Protection and Sensitivity (for Provinces)

INSTRUCTIONS FOR THE DILG FIELD OFFICE: PLEASE READ BEFORE PROCEEDING. (1) Document LGU compliance by taking photographs appropriate for the boxes provided for each assessment area. (2) Photos should represent the subject matter with clarity and without any form of distortion. (3) Use of a high-resolution camera is recommended. (4) Write down your observations or findings (e.g., address/location, status) on the space provided; short bullet-type statements will do. (5) This accomplished Form is a required attachment to Form 2E (DILG Field Office).

Residential Care Facility Wide Angle Shot from outside, showing building. If the facility is managed by other LGU or organization, you may leave this blank.	Residential Care Facility Showing building indoors. If the facility is managed by other LGU or organization, you may leave this blank.
Click here to enter text.	Click here to enter text.
Population Office	Other Facility for Social Services <small>(if any)</small>
Click here to enter text.	Click here to enter text.



<p>Physical Structures compliant with Accessibility Law in the Provincial Capitol</p>		<p>Physical Structures compliant with Accessibility Law in one LG-managed tertiary education facility/technical vocational education and training center</p>
<p>Click here to enter text.</p>		<p>Click here to enter text.</p>
<p>Physical structures in the primary health facility managed by the LGU (Physical Structure 1)</p>		<p>Physical structures in the primary health facility managed by the LGU (Physical Structure 2)</p>
		<p>Click here to enter text.</p>



--	--

Physical structures in the primary health facility managed by the LGU (Physical Structure 3)

Physical structures in the primary health facility managed by the LGU (Physical Structure 4)

Click here to enter text.

Click here to enter text.

--	--

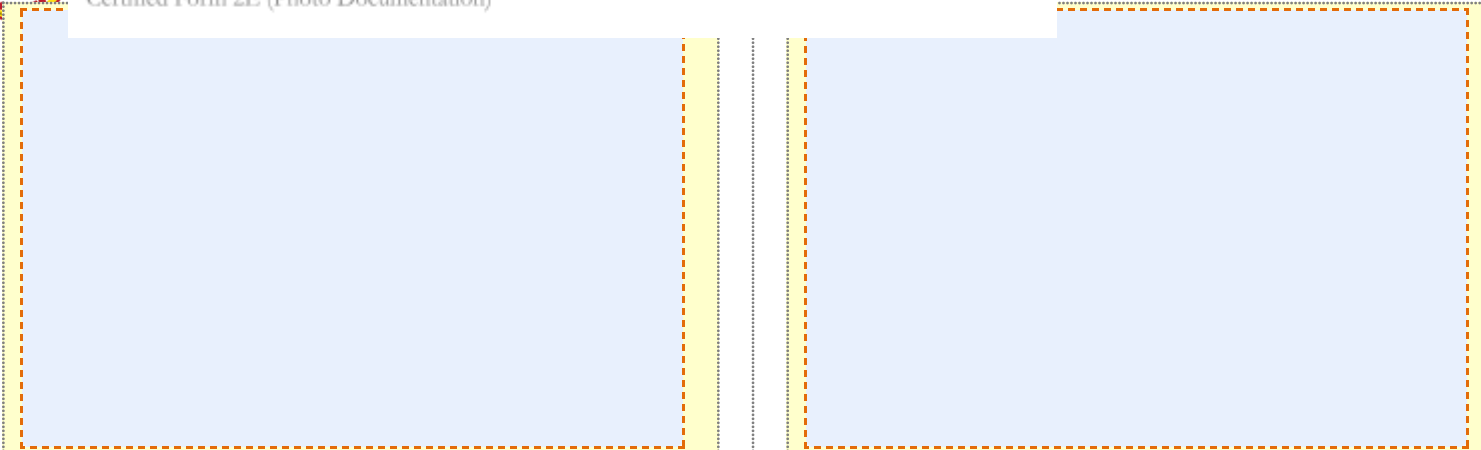
--	--

Physical structures in the primary health facility managed by the LGU (Physical Structure 5)

Physical structures in the primary health facility managed by the LGU (Physical Structure 6)

Click here to enter text.

Click here to enter text.



Physical structures in the primary health facility managed by the LGU (Physical Structure 7)

Physical structures in the primary health facility managed by the LGU (Physical Structure 8)

Click here to enter text.

Click here to enter text.



Social Protection and Sensitivity (for Cities and Municipalities)

INSTRUCTIONS FOR THE DILG FIELD OFFICE: PLEASE READ BEFORE PROCEEDING. (1) Document LGU compliance by taking photographs appropriate for the boxes provided for each assessment area. (2) Photos should represent the subject matter with clarity and without any form of distortion. (3) Use of a high-resolution camera is recommended. (4) Write down your observations or findings (e.g., address/location, status) on the space provided; short bullet-type statements will do. (5) This accomplished Form is a required attachment to Form 2E (DILG Field Office).

Established Senior Citizens Center Wide Angle Shot from outside, showing building (For Cities and Municipalities)	Established Senior Citizens Center showing building indoors (For Cities and Municipalities)
Click here to enter text.	Click here to enter text.
Population Office (For Cities and Municipalities)	Teen Center Wide Angle Shot from outside, showing building (Required for Cities and 1 st -3 rd Municipalities)
Click here to enter text.	Click here to enter text.



--	--

Teen Center showing building indoors (Required for Cities and 1 st -3 rd Municipalities)	Residential Care Facility Wide Angle Shot from outside, showing building. If the facility is managed by other LGU or organization, you may leave this blank. (Required for HUCs)
---	---

Click here to enter text.	Click here to enter text.
---------------------------	---------------------------

--	--

Residential Care Facility Showing building indoors. If the facility is managed by other LGU or organization, you may leave this blank. (Required for HUCs)	Other Facility for Social Services (if any)
---	---

Click here to enter text.	Click here to enter text.
---------------------------	---------------------------



<p>Residential/Non-residential Care Facility Wide Angle Shot from outside, showing building. If the facility is managed by other LGU or organization, you may leave this blank. (Required for ICCs and CCs)</p>	<p>Residential/Non-residential Care Facility Showing building indoors. If the facility is managed by other LGU or organization, you may leave this blank. (Required for ICCs and CCs)</p>
<p>Click here to enter text.</p>	<p>Click here to enter text.</p>
<p>Others (if any)</p>	<p>Others (if any)</p>
<p>Click here to enter text.</p>	<p>Click here to enter text.</p>



Physical Structures compliant with Accessibility Law in the City/Municipal Hall	Physical Structures compliant with Accessibility Law in one LG-managed tertiary education facility/technical vocational education and training center
Click here to enter text.	Click here to enter text.
Physical structures in the primary health facility managed by the LGU (Physical Structure 1)	Physical structures in the primary health facility managed by the LGU (Physical Structure 2)
Click here to enter text.	Click here to enter text.



--	--

Physical structures in the primary health facility managed by the LGU (Physical Structure 3)

Physical structures in the primary health facility managed by the LGU (Physical Structure 4)

Click here to enter text.

Click here to enter text.

--	--

--	--

Physical structures in the primary health facility managed by the LGU (Physical Structure 5)

Physical structures in the primary health facility managed by the LGU (Physical Structure 6)

Click here to enter text.

Click here to enter text.



Physical structures in the primary health facility managed by the LGU (Physical Structure 7)		Physical structures in the primary health facility managed by the LGU (Physical Structure 8)
Click here to enter text.		Click here to enter text.




Business-Friendliness and Competitiveness


INSTRUCTIONS FOR THE DILG FIELD OFFICE: PLEASE READ BEFORE PROCEEDING. (1) Document LGU compliance by taking photographs appropriate for the boxes provided for each assessment area. (2) Photos should represent the subject matter with clarity and without any form of distortion. (3) Use of a high-resolution camera is recommended. (4) Write down your observations or findings (e.g., address/location, status) on the space provided; short bullet-type statements will do. (5) This accomplished Form is a required attachment to Form 2E (DILG Field Office).



Citizens' Charter for Business Permits (Wide Angle Shot, For Cities and Municipalities only)
Click here to enter text.



Business One Stop Shop (For Cities and Municipalities only)
Click here to enter text.



Citizens' Charter for Business Permits (For Cities and Municipalities)

Close-up Shot. The whole process should be readable. Use additional sheet if necessary.



Environmental Management

(for Cities and Municipalities)

INSTRUCTIONS FOR THE DILG FIELD OFFICE: PLEASE READ BEFORE PROCEEDING. (1) Document LGU compliance by taking photographs appropriate for the boxes provided for each assessment area. (2) Photos should represent the subject matter with clarity and without any form of distortion. (3) Use of a high-resolution camera is recommended. (4) Write down your observations or findings (e.g., address/location, status) on the space provided; short bullet-type statements will do. (5) This accomplished Form is a required attachment to Form 2E (DILG Field Office).

Sanitary Landfill (For Cities and Municipalities only, if present)	MRF/Similar Facility (For Cities and Municipalities only)
Click here to enter text.	Click here to enter text.
Residual Containment Area (RCA) (For Cities and Municipalities only, if present)	Waste-to-Energy Facility/Other SWM Facilities (For Cities and Municipalities only)
Click here to enter text.	Click here to enter text.



Environmental Management


INSTRUCTIONS FOR THE DILG FIELD OFFICE: PLEASE READ BEFORE PROCEEDING. (1) Document LGU compliance by taking photographs appropriate for the boxes provided for each assessment area. (2) Photos should represent the subject matter with clarity and without any form of distortion. (3) Use of a high-resolution camera is recommended. (4) Write down your observations or findings (e.g., address/location, status) on the space provided; short bullet-type statements will do. (5) This accomplished Form is a required attachment to Form 2E (DILG Field Office).

<p>Public Park/Green Space For Provinces, Cities, and Municipalities, if present. Kindly provide the name and location of the site.</p>	<p>Public Park/Green Space (other angle/shot) For Provinces, Cities, and Municipalities, if present. Kindly provide the name and location of the site.</p>
<p>Click here to enter text.</p>	<p>Click here to enter text.</p>
<p>Other Environmental Management-Related Facility/Site (if any)</p>	<p>Other Environmental Management-Related Facility/Site (if any)</p>
<p>Click here to enter text.</p>	<p>Click here to enter text.</p>




Tourism, Heritage Development, Culture and the Arts

INSTRUCTIONS FOR THE DILG FIELD OFFICE: PLEASE READ BEFORE PROCEEDING. (1) Document LGU compliance by taking photographs appropriate for the boxes provided for each assessment area. (2) Photos should represent the subject matter with clarity and without any form of distortion. (3) Use of a high-resolution camera is recommended. (4) Write down your observations or findings (e.g., address/location, status) on the space provided; short bullet-type statements will do. (5) This accomplished Form is a required attachment to Form 2E (DILG Field Office).



Tourist Information and Assistance Center/Desk

Click here to enter text.




Others, please identify

Click here to enter text.



Published narrative of history and culture

Click here to enter text.



Others, please identify

Click here to enter text.





Youth Development

INSTRUCTIONS FOR THE DILG FIELD OFFICE: PLEASE READ BEFORE PROCEEDING. (1) Document LGU compliance by taking photographs appropriate for the boxes provided for each assessment area. (2) Photos should represent the subject matter with clarity and without any form of distortion. (3) Use of a high-resolution camera is recommended. (4) Write down your observations or findings (e.g., address/location, status) on the space provided; short bullet-type statements will do. (5) This accomplished Form is a required attachment to Form 2E (DILG Field Office).

Youth Development Facility	Youth Development Facility
Click here to enter text.	Click here to enter text.



Remarks and Additional Photos (if any)

You can use this page for other information, highlights and additional photographs. **Please limit additional photos/remarks to two pages only.**

INSTRUCTIONS FOR THE DILG FIELD OFFICE: PLEASE READ BEFORE PROCEEDING. (1) Document LGU compliance by taking photographs appropriate for the boxes provided for each assessment area. (2) Photos should represent the subject matter with clarity and without any form of distortion. (3) Use of a high-resolution camera is recommended. (4) Write down your observations or findings (e.g., address/location, status) on the space provided; short bullet-type statements will do. (5) Identify the indicator and governance area to the photo is related.

Click here to enter text.

Click here to enter text.

Click here to enter text.

Click here to enter text.

Click here to enter text.

Click here to enter text.

Click here to enter text.

Click here to enter text.




Click here to enter text.

Click here to enter text.



Click here to enter text.

Click here to enter text.



Click here to enter text.

Click here to enter text.



Click here to enter text.

Click here to enter text.