


's Design Journal



Name: _____

Date: _____

Lesson 1:

Languages



Write a list of all the human languages you have heard of....

Write what language or languages you speak at home:

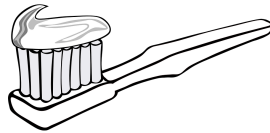
What is the name of the programming language we will learn?

Name: _____

Date: _____

Lesson 2:

How to Brush Your Teeth



Your younger sibling needs help brushing their teeth. Help them by writing out the steps you need to do to brush your teeth:

1.

2.

3.

4.

5.

6.

Name: _____

Date: _____

Lesson 10:

Changes to your Ada Story

Is there anything you'd want to change or add?

What are more details you can add to your story to make it better?

Name: _____

Date: _____

Lesson 12:

Debug these words

Mistakes



I love my dig!



Fixes



Teh car is Red.



i like the gren tree.



Name: _____

Date: _____

Lesson 19:

Planning Your Story


Beginning

A series of horizontal lines for handwriting practice. Each set consists of a solid top line, a dashed midline, and a solid bottom line. There are three such sets stacked vertically.

Middle

A series of horizontal lines for handwriting practice. Each set consists of a solid top line, a dashed midline, and a solid bottom line. There are three such sets stacked vertically, providing a template for practicing letter formation and alignment.

End

A set of handwriting practice lines. It consists of four rows of horizontal lines. Each row is composed of three lines: a solid top line, a dashed middle line, and a solid bottom line. The lines are evenly spaced and extend across the width of the page.

Name: _____

Date: _____

Lesson 21:

Changes to your Final Project

Plans for changing last page:

--

New Bonus Character - Who should be your bonus guest?



Name: _____

Date: _____

Lesson 23:

Thank You Cards


It's time to say "Thank You" to the friends that helped us with our Scratch Jr. projects. Who are **TWO** friends you want to say thank you to?

1.

2.

Dear _____,


Thank you for



From _____

Dear _____,

Thank you for



From _____

Name: _____


Date: _____

Lesson 24:



Write about something you learned:

Write about your favorite part of ScratchJr.:

The form consists of three sets of horizontal lines for handwriting practice. Each set includes a solid top line, a dashed middle line, and a solid bottom line, providing a guide for letter height and placement.