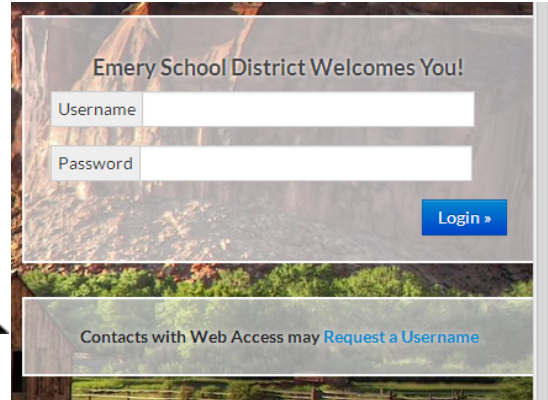


If you receive SNAP (FS) or other state assistance, contact Alayna at 687-4905 to see if your student has already qualified. **Spanish format is also available.**

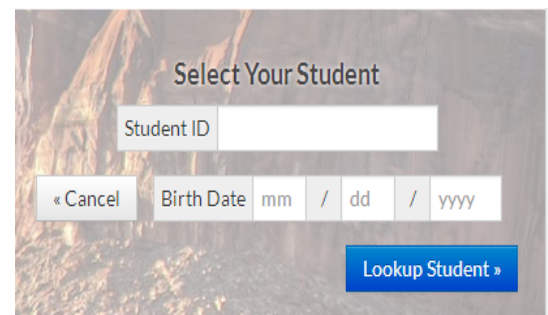
To apply for free or reduced price lunch, go to: <http://aspire.emeryschools.org>

1. First click here. Request a username to open an adult account.

2. Don't use the first login box.

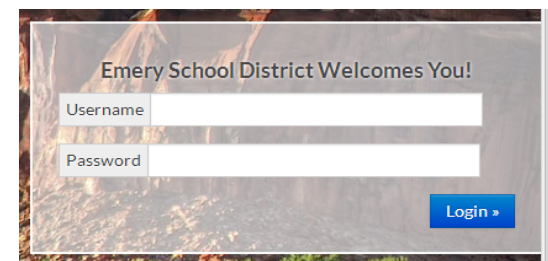


3. You will need your student's SIS number and birthdate. If you need this number, we can locate it for you. Create a username & password. (Make sure to write down your username and have a password that you can remember.)



4. If needed, call to locate the SIS number or to reset your password.

5. Next, log in using your username & password.



6. Select your student's name. This will bring up your student's information. Next to their name will be 'Lunch application' - select this option. Scroll through the information - it will autofill all District enrolled students. Add others with **blue + add button**. Add adults with **blue + add button**.

7. A printable Free/ Reduced application can be found at the ECSD website, emeryschools.org in the Child Nutrition Department . Please only use a paper copy if no other option is available.



Free/Reduced Meal Application

Call Alayna at 687-4905, for assistance.

This institution is an equal opportunity provider.