






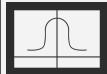


7th Grade - Unit 7: Week 4

CT.1 Understanding visual representation of ideas: Students are able to interpret visual representations of ideas and describe their possible meanings.

	Quick Summary
	<p>Day 1: <i>Students go through an examination of different presentation Case Studies with their Family Groups to help them identify the keys to making and delivering an interesting presentation.</i></p> <ul style="list-style-type: none">• "What Makes a Good Presentation?" presentation• "Interesting Presentations Case Studies" presentation• "What Makes a Good Presentation?" worksheet <p>Day 2: <i>Family Groups work on creating presentations to share their “top 5 tips” for making and delivering interesting presentations.</i></p> <ul style="list-style-type: none">• "A Presentation about Presenting" presentation• "Presentation about Presenting" template
	Time Frame
	<ul style="list-style-type: none">• Two 45-minute classes<ul style="list-style-type: none">○ ~ 7 minutes “What Makes a Good Presentation?” presentation○ ~ 25 minutes Family Groups go through Presentations Case Studies○ ~ 30 minutes Family Groups work on their “Presentations about Presenting”
	Materials/Resources
	<ul style="list-style-type: none">• "What Makes a Good Presentation?" presentation• "A Presentation about Presenting" presentation• "Interesting Presentations Case Studies" presentation• "What Makes a Good Presentation?" worksheet• "Presentation about Presenting" template
	Do Before Lesson
	<ul style="list-style-type: none"><input type="checkbox"/> Go over "What Makes a Good Presentation?" presentation<input type="checkbox"/> Print copies of "What Makes a Good Presentation?" worksheet for all students<input type="checkbox"/> Add the link to the "Interesting Presentations Case Studies" presentation to your teacher website for student access<input type="checkbox"/> Go over "A Presentation about Presenting" presentation<input type="checkbox"/> Add the link to the "Presentation about Presenting" template to your teacher website for student access (each Family Group should make their own copy)

7th Grade - Unit 7: Week 4

	<p style="text-align: center;">Teacher Modeling</p> <p> <input type="checkbox"/> <i>Make sure students share their presentations with you and circulate to help students dive into the example Case Studies.</i> </p>
	<p style="text-align: center;">Objectives</p> <ul style="list-style-type: none"> SWBAT compare and contrast examples of “interesting” and “boring” presentations. SWBAT identify their own “top 5 tips” for making an interesting presentation.
	<p style="text-align: center;">Key Concepts and Connections</p> <ul style="list-style-type: none"> Students will be making their own “Presentations of Learning” about their year of learning. Before making those presentations, we want to make sure students know the difference between “interesting” and “boring” presentations. The best way to learn this is by looking at different presentations and identifying the keys to making them “interesting” or “boring.”
	<p style="text-align: center;">Student Relevance</p> <ul style="list-style-type: none"> You will have to make many presentations throughout your academic career - and in your professional career, as well. The quality of your presentations can make a big difference in how seriously people take you in the future.
	<p style="text-align: center;">Subject Extensions</p> <ul style="list-style-type: none"> <u>All Subjects:</u> <ul style="list-style-type: none"> <i>“Remember the keys to ‘interesting’ presentations . . .”</i>

7th Grade - Unit 7: Week 4

DAY 1:				
Time	Subject	Grouping	Activity	Notes
~ 0:05	Do Now	Independent	<u>Write-Pair-Share:</u> “When was the last time you were really interested in something your teacher presented? Why?”	
~ 0:07	“What Makes a Good Presentation?”	Whole Class	Teacher walks through “ What Makes a Good Presentation? ” presentation to set up Family Group case study explorations.	
~ 0:25		Family Groups	Family Groups walk through the “ Interesting Presentations Case Studies ” presentation and take notes on their “ What Makes a Good Presentation? ” worksheet, ending up with their “Top 5 tips” for making an interesting presentation.	

7th Grade - Unit 7: Week 4

DAY 2:				
Time	Subject	Grouping	Activity	Notes
~ 0:05	Do Now	Independent	<u>Digital Check-in:</u> Question of the Day - “What was your Family Group’s ‘top 5 tips’ for making interesting presentations? Why?”	
~ 0:05	“A Presentation about Presenting”	Whole Class	Teacher walks through the “A Presentation about Presenting” presentation .	
~ 0:30		Family Groups	Family Groups work on their “Presentation about Presenting” template .	