

[Why should I download the “Game Changer” App?](#)

[How do I download the “Game Changer” App?](#)

[How do I add a Family Contact in the “Game Changer” App?](#)

Why should I download the “Game Changer” App?

By downloading the "GameChanger" app on your phone you will have the full practice and game schedules as well as the team roster.

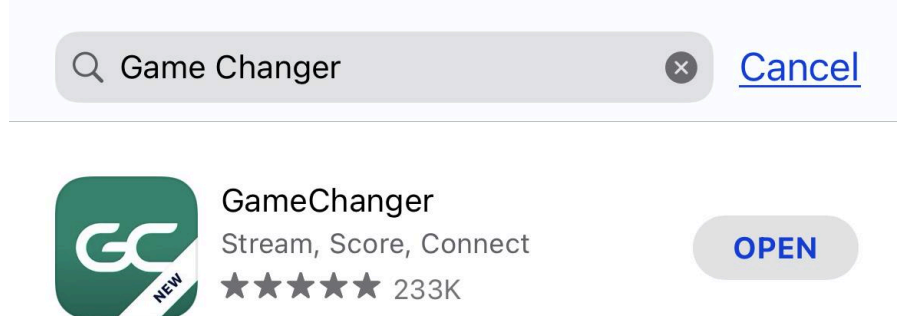
In addition, your coach can communicate with you and provide updates.

Plus, you should use the app to RSVP for each game and practice allowing your coach to best plan their line-ups and practice schedule.

How do I download the “Game Changer” App?

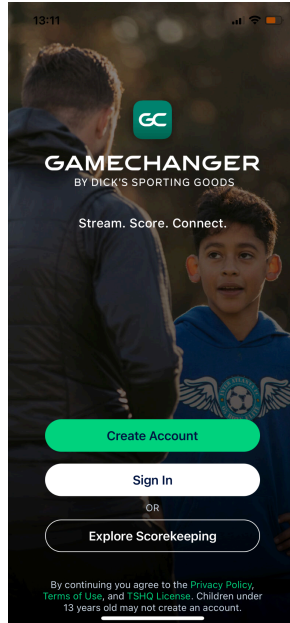
Step 1: Go to the iOS App Store and search for “Game Changer”. Be sure to select “Game Changer” with the new banner in the bottom right corner and not “Game Changer Classic”

a. *Note:* Android users can get the download link by visiting the “Game Changer” site [link](#)



Step 2: Next, open the “Game Changer” App on your phone.

- a. If you are new to the App select “Create an Account”
- b. If you already have an account select “Sign In” and skip ahead in these directions to *Step 4*



Step 3: Complete the form using the **same email address that you used to register your child.**

- a. *Note: Using the same email address that you registered your child is essential to ensure all the proper team information is synced properly to your account.*

13:11


[Cancel](#)

Create Your Account

First name

Last name

Email

Password (6+ characters) 

Create Account

Q W E R T Y U I O P

A S D F G H J K L

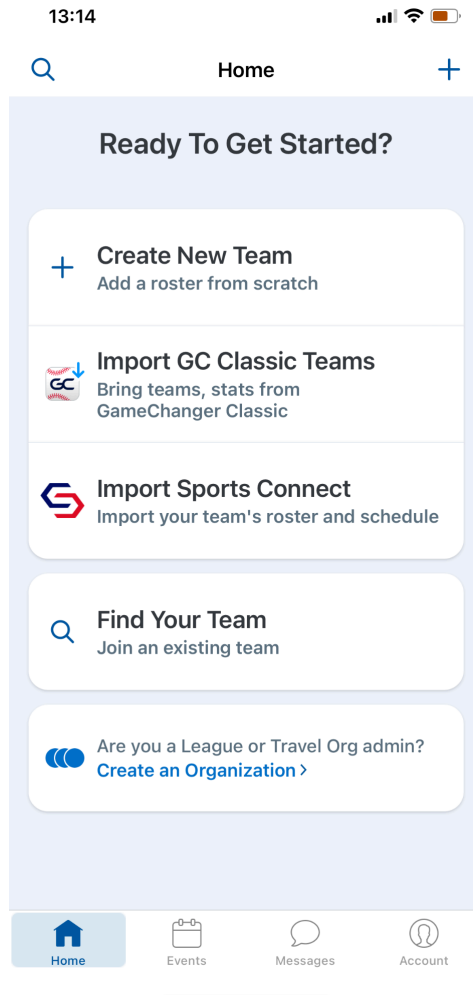
↑ Z X C V B N M ↵

123 🌐 space next

🌐 🗣️

Step 4: Your “Home” screen will now help you get started. Select “Import Sports Connect”.

a. *Note: If you do not see this screen you can select the “+” to reach this screen and options*



Step 5: Your “Home” screen will now help you get started. Select “Import Sports Connect”.

13:14



**Confirm your email to
proceed importing your
team.**

On this device, open the email that we sent to
your_email @gmail.com.

Open Email App

[Resend Email](#)

Note: If your child's roster is not ready you may see the screen below. This means either the rosters are not ready or the "Game Changer" email does not match the email to register.

16:22



[Import](#)

Import roster & schedule

- We automatically send emails inviting team members to get the app
- Rosters will only be imported once
- Schedules will stay up to date

No Teams to Import

We didn't find any teams to import from your Sports Connect account.

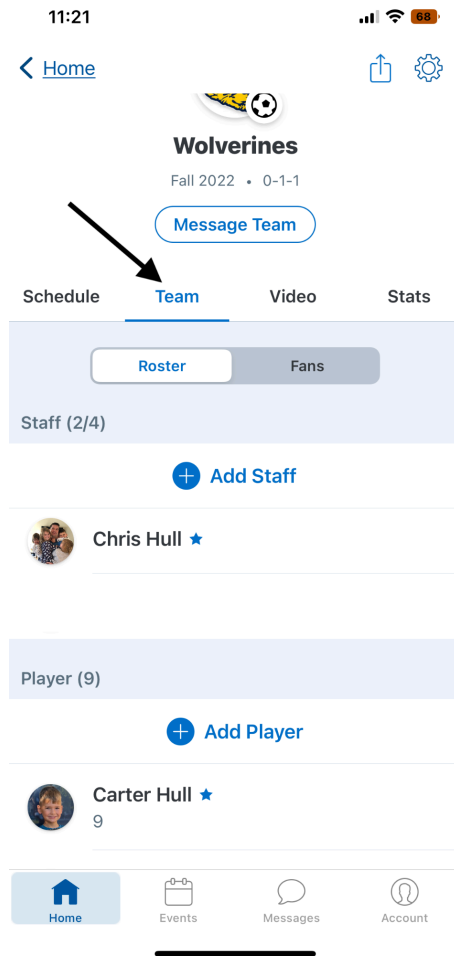


How do I add a Family Contact in the “Game Changer” App?

Step 1: From within the “Game Changer”, Select your Team



Step 2: From within your team, Select the “Team” Tab and select the Player you want to add a Family Contact.



Step 3: From within the Player, Select the “Add Family Contacts” and enter the email of the contact you want to add.

