




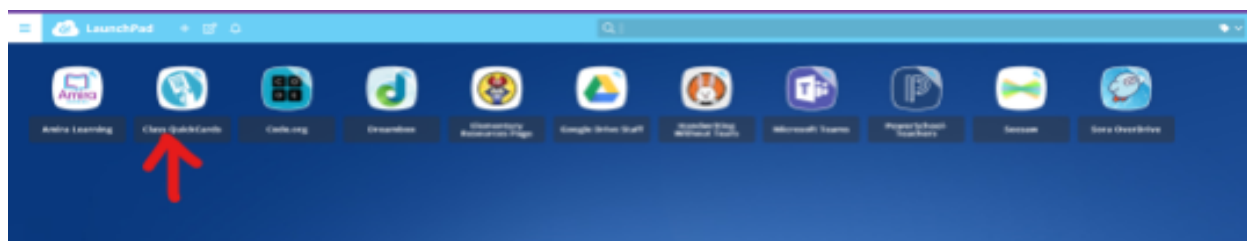
Print out ClassLink QuickCards

1. Log into ClassLink launchpad (launchpad.classlink.com/fargo) or via the Elementary Resource page off Links for Me on the Portal

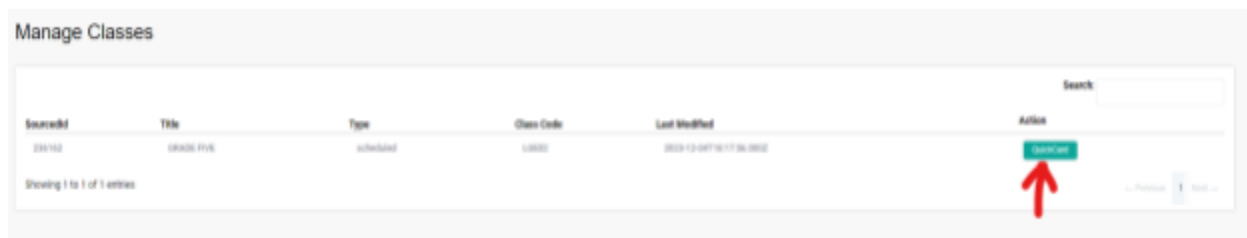
Elementary Resources



2. Click on Class QuickCards



3. Click on QuickCard



4. Select the entire class, or individual student you want to print a QuickCard for, and Click on Print. The QuickCard QR codes will be generated and you can print them off.



