Visual SOP for Waste Containers

ALWAYS CAP YOUR WASTE BOTTLES WHEN NOT IN USE

- **Should have Hazardous Waste written on the bottle**
- **Waste containers should have written names of all contents, yes even water. No chemical abbreviations unless listed on a separate log sheet.**
- **Use a waste log sheet for many different chemicals in the waste. Should include date added, amount, chemical name. Please keep this near the bottle and reference the log sheet on the bottle.**
- **Date of started waste collection**
- **Stickers of associated hazards. If you are unsure what hazards are in your waste or need stickers contact Arianna or Alex.**

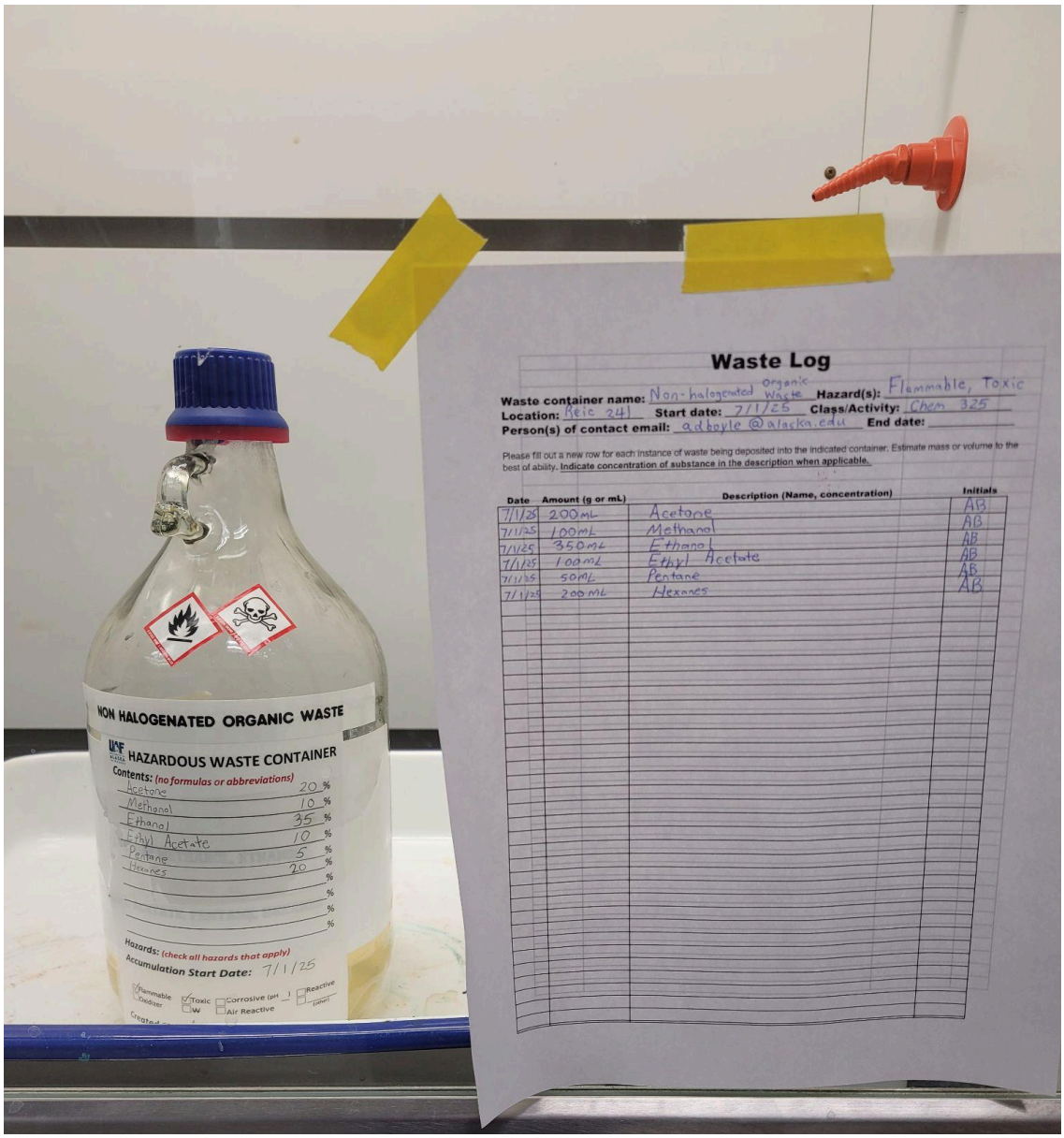

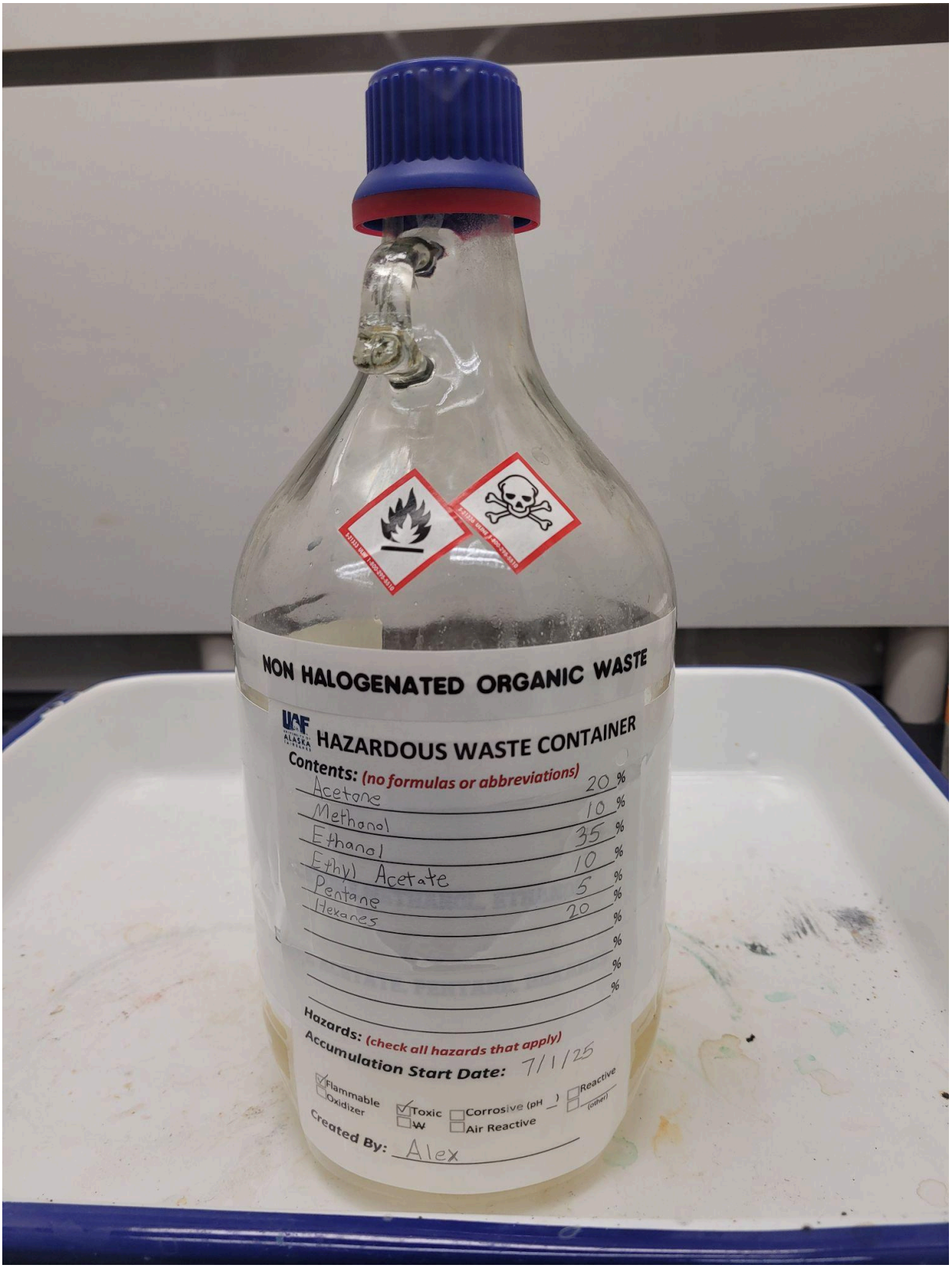
NON HALOGENATED ORGANIC WASTE
UAF
UNIVERSITY OF ALASKA FAIRBANKS
HAZARDOUS WASTE CONTAINER
Contents: (no formulas or abbreviations)
Acetone 20 %
Methanol 10 %
Ethanol 35 %
Ethyl Acetate 10 %
Pentane 5 %
Hexanes 20 %
Hazards: (check all hazards that apply)
Accumulation Start Date: 7/1/25
Flammable
Oxidizer
Toxic
Corrosive (pH)
Air Reactive
Reactive
(other)
Created By: Alex

Visual for Waste Log Sheet for Waste Containers

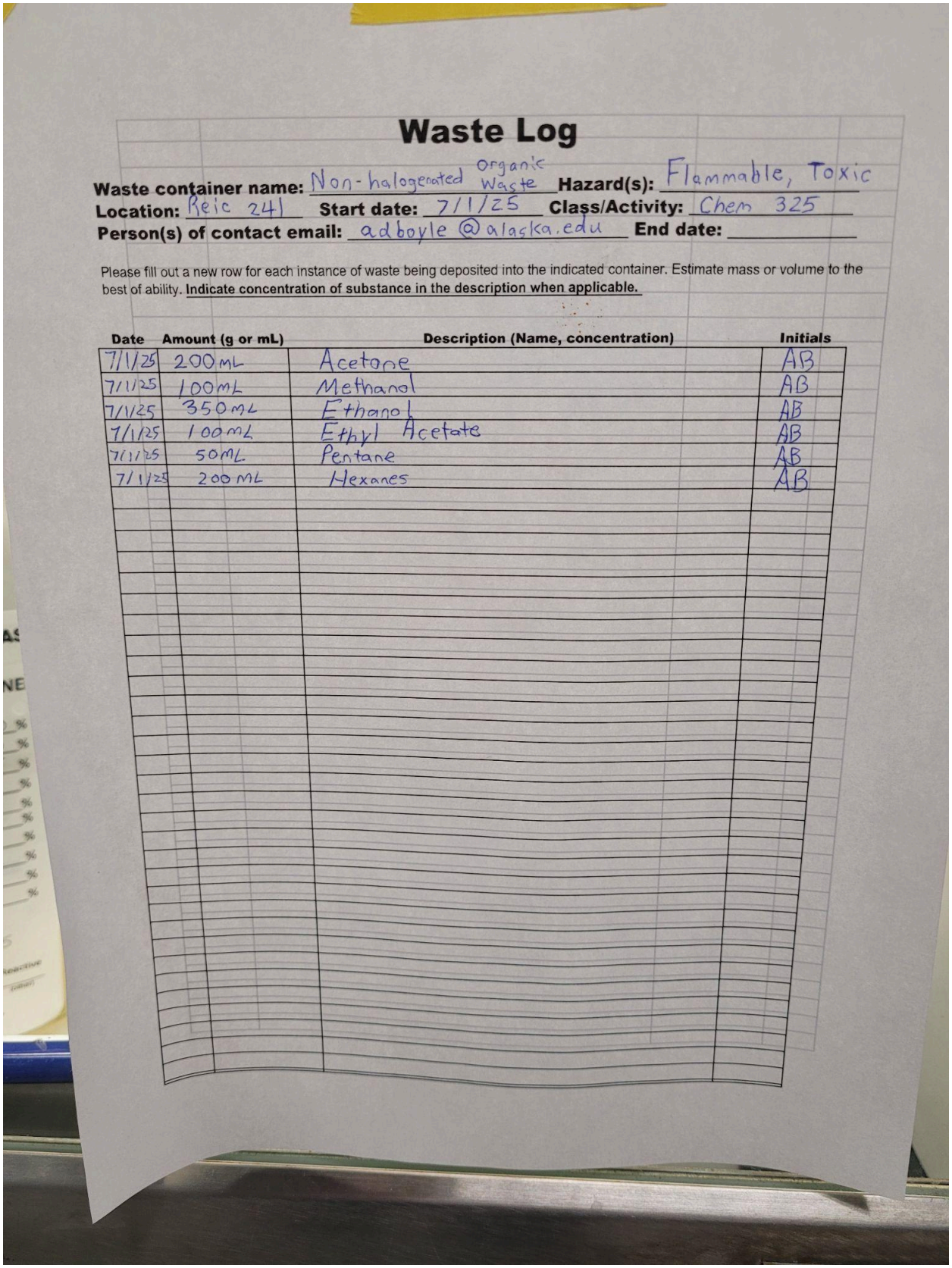

Waste Log

Waste container name: Non-halogenated Organic Waste **Hazard(s):** Flammable, Toxic
Location: Reic 241 **Start date:** 7/1/25 **Class/Activity:** Chem 325
Person(s) of contact email: adboyle@alaska.edu **End date:** _____

Please fill out a new row for each instance of waste being deposited into the indicated container. Estimate mass or volume to the best of ability. **Indicate concentration of substance in the description when applicable.**

Date	Amount (g or mL)	Description (Name, concentration)	Initials
7/1/25	200mL	Acetone	AB
7/1/25	100mL	Methanol	AB
7/1/25	350mL	Ethanol	AB
7/1/25	100mL	Ethyl Acetate	AB
7/1/25	50mL	Pentane	AB
7/1/25	200mL	Hexanes	AB