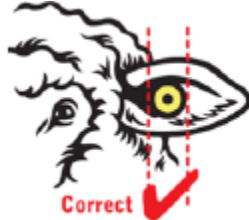




Official Identification Types for Sheep and Goats

Ear Tags

- Official ear tags are those approved for use in sheep and goats with the US shield printed onto the tag.



- Ear tags come in various shapes, sizes, colors and numerical sequences. See examples below.



Animals with Absent or Injured Ears

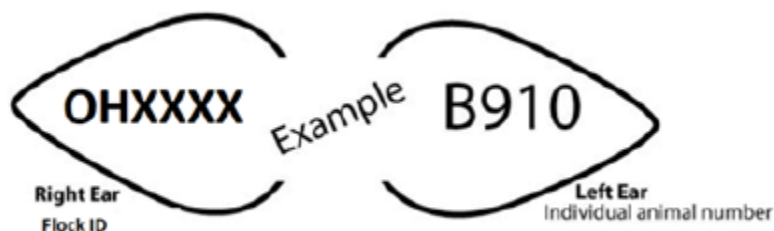
- Animals that cannot be ear tagged because of absent or injured ears may have the official ear tag attached to a durable neck strap or collar that can only be removed by cutting the strap, collar or ear tag and which must accommodate the expected growth of the animal, which may include:
 - Placing the tag at the end of the collar after the "D" ring which must be small enough that the tag cannot be pulled through.
 - Overlapping the collar in such a way that the tag pierces through the overlapped portion of the collar.
 - Placing a rivet through the collar so that the rivet or the collar must be cut to remove the collar with attached ID.



- The nick strap or collar with the ear tag must be treated the same as an ear tag and **may not be removed or replaced.**


Flock Identification (ID) Tattoos

- The Flock ID that has been assigned to the owner must be tattooed in the right ear and an individual animal ID number must be tattooed in the left ear of the animal.
 - Animals with either absent or injured ears can have the tattoos in the tail web or flank.
- The tattoo must be legible.
- Flock ID tattoos are not considered Official ID for movements to slaughter or through a market.
- The animal must be accompanied by a statement that contains the Flock of Origin information.
 - Examples: Certificate of Veterinary Inspection (CVI), Owner Hauler Statements (OHS), etc.



Registration Tattoos

- The Breed Registry Prefix that has been assigned to the owner must be tattooed in the right ear and an individual animal ID number must be tattooed in the left ear.
 - Animals with either absent or injured ears can have the tattoo in the tail web or flank.
- The tattoo must be legible.
- Registration tattoos are not considered Official ID for movement to slaughter or through a market unless the sale is for registered animals and registration papers are transferred.
- A copy of the registration certificate must accompany the animal at all times.
 - This certificate should have the tattoo information printed on it from the registry and must correspond to the tattoo in the animal's ears.
 - If the certificate is not in the name of the current owner, a copy of the completed application for transfer of ownership in the name of the current owner is permitted provided the sale occurred within the last 60 days.



&



→ Compliant Animal

Unregistered animals from registered flocks can tattoo animals via the standards described under the “Flock ID Tattoo”.

Microchip or Implant (All Animals)

- Implants must be located between the skin and the cartilage of the back side of the ear near the base or between the skin and the bone of the tail near the base of the tail
 - The animal must be tattooed with a legible “E” if the implant is at the base of the ear, or an “ET” if the implant is in the tail fold.
- The animal must be accompanied by an implant reader.
- The implant must comply with ISO 11784 and ISO 11785 and must be an approved device (other devices applied before March 11, 2015 are allowed).
- The implant number must be an Animal Identification Number (840) issued to the flock of origin (other number formats applied before March 11, 2015 are allowed).
- Implants are not considered Official ID for movement to slaughter or through a market.

Registered Animals

- Registered animals must be accompanied by a registration certificate in the name of the current owner where the implant number has been recorded on the certificate.



&



→ Compliant Animal

Restricted (Slaughter) Movements

- Sheep or goats that are in slaughter channels must have an owner/hauler statement that includes a group/lot identification number, even if they have individual official ear tags.
- An owner/hauler statement is a signed written statement by the owner or hauler of the animals that includes:
 - The name, address and phone number of the owner and, if different, the hauler.
 - The date the animals were moved.
 - The Flock ID assigned to the flock or premises of the animals.
 - Group/Lot ID number.
 - The number of animals.
 - The species, breed and class of animals.
 - The name and address of the point of origin.
 - The name and address of the destination.
 - A statement whether the animals are in slaughter channels.
- A group/lot identification number (GIN) is used to uniquely identify a unit of animals managed together as one group.
 - The format of the Gln is the flock identification number followed by a 6-digit representation of the date on which the group or lot of animals was assembled (example: XX1234-MMDDYY).
 - A sequential number will be added to the end of the GIN if more than one group is created on the same date (example: XX 1234-MMDDYY-1).

Examples of Owner/hauler Statements

This example is for sheep delivered to the market by the owner:

Bob Doe
123 East ST
Wood, MI 12345
876-987-0987

4-19-19

MI3187, Lot MI3187-041919-1

10 Blackface cull ewes, 6 meat nannies

Happy Valley livestock
4787 Free Ln.
Tree, MI 46678

These animals are in slaughter channels

Bob Doe

If the owner does not deliver the animals, the hauler and flock of origin information would both need to be included on the statement. In this case, Bob Doe is the owner and John Smith is the hauler:

Bob Doe 123 East ST Wood, MI 12345 876-987-0987	John Smith 456 West Street Wood, MI 12345 555-555-5555
--	---

4-19-19

MI3187, Lot MI3187-041919-1

10 Blackface cull ewes, 6 meat nannies

Happy Valley livestock
4787 Free Ln.
Tree, MI 46678

These animals are in slaughter channels

Bob Doe